

LEDlescent™ T8 Ballast-Free Lamps

Internal Driver/Line Voltage Linear LED T8 Lamp



LEDlescent T8 Ballast-Free lamps are an energy saving alternative, designed to replace traditional fluorescent T8/T12 lamps by bypassing the existing ballast. These LED T8 lamps contain no mercury, provide instant light and a uniform light distribution.

Engineered to operate directly on 120-277V, these lamps minimize labor and recycling costs. These lamps can be used with occupancy and vacancy sensors for enhanced energy savings.

When installing the LEDlescent T8 lamps, the UL rating of the existing fixture is not voided (even when it is electrically modified) since our LEDlescent T8 lamp is UL Classified (as a luminaire conversion retrofit kit) under UL standard 1598C. UL 1598C is the standard covering LED retrofits intended for an existing UL rated fixture. Since the user is retrofitting with a UL1598C classified LED kit, the installer must follow the installation instructions included with the lamps for the modified fixture to retain its UL rating.

Key Features & Benefits

- Optimized glass optics available in 2ft, 3ft, 4ft, and 8ft lengths
- CCT: 3000K, 3500K, 4100K, 5000K
- Light emitting area: 340° (17W Nano Plastic, 320°)
- Installed directly on 120-277V
- Patented built-in safety circuit prevents current from flowing through the lamp when only one end is engaged in the socket thereby eliminating potential shock hazard
- No risk of electrical arcing between the lamp pins and the lamp holders
- For use with shunted and non-shunted sockets therefore no socket change is needed
- Double ended lamp is wired end-to-end preventing non-passive failure of a fluorescent lamp should it be inadvertently installed in the fixture
- 17W Shatterproof Frosted Nano Plastic lamps do not break in the manner of glass LED or fluorescent lamps
- THD <20%, power factor >0.90
- G13 medium bi-pin base; 8ft has single-pin base
- Long life: 50,000 hour life (L₇₀)
- 5 year limited lamp warranty (24/7 operation)
- No warm-up time, instant-on with full light output and stable lamp to lamp color
- No UV emission
- Suitable for dry and damp locations (cannot come in direct contact with water)
- Maximize energy savings with occupancy sensors
- Suitable for open and enclosed fixtures
- Approved for use with tube guards
- Products with “G2” suffix and lamp item numbers from 41062 to 41065 are dimmable when installed on 120V with trailing edge dimmers
- These lamps tested and approved with LUTRON NTELV-300 dimmer
- NLB Trusted Warranty Program

Application Information

Applications

- Cove lighting
- Display case
- General illumination
- High bay
- Parking garage
- Tunnels

Product Offering

Length	Color Temperature	CRI
96in.	3000K, 3500K, 4100K, 5000K	82
48in.	3000K, 3500K, 4100K, 5000K	82
36in.	3000K, 3500K, 4100K, 5000K	82
24in.	3000K, 3500K, 4100K, 5000K	82

Specifications and Certifications



Catalog #	Type
Project	
Comments	
Prepared by	

Specifications

Energy Data

Ambient Operating Temperature: -4°F to 113°F (-20°C to 45°C)

EMI/RFI: FCC Title 47 CFR, Part 15 Subpart B Class B

Max Case Temperature: 158°F (70°C)

Lighting Data

Lumen Output: See specification table

Lumens per Watt: Up to 168

Correlated Color Temperature (CCT): 3000K, 3500K, 4100K, 5000K

Color Rendering Index (CRI): 82

R9: Up to 14

Ordering Guide

LED	12	T8	LXX	XX	DIM	8	XX	BF	G2
LED	Wattage	Lamp Type	Length	Bulb Finish	DIM = Dimmable	CRI	Color Temperature	Lamp Type	Generation
	9 = 9 watts	T8	L24 = 24 inches	FG = Frosted Glass		8 = 82	30 = 3000K	BF = Ballast-Free lamps	G2 = 2nd Generation
	9.5 = 9.5 watts		L36 = 36 inches	FP = Frosted Nano			35 = 3500K		
	12 = 12 watts		L48 = 48 Inches	Plastic			41 = 4100K		
	15 = 15 watts		L96 = 96 inches				50 = 5000K		
	17 = 17 watts								
	34 = 34 watts								

Ordering Information

Item Number	Ordering Abbreviation	Lamp Length	Lamp Power (W)	Initial Lumens (lm)	Efficacy (LPW)	Dimmable	Color Temp. (CCT)	CRI	Lens Material	Life (L70) (hours)	Beam Angle (°)	DLC (5.0/5.1)
41732	LED9T8L24FG830BFG2	2ft	9	1100	122	Y	3000	82	Frosted Glass	50,000	220	5.1
41733	LED9T8L24FG835BFG2	2ft	9	1100	122	Y	3500	82	Frosted Glass	50,000	220	5.1
41734	LED9T8L24FG841BFG2	2ft	9	1100	122	Y	4100	82	Frosted Glass	50,000	220	5.1
41735	LED9T8L24FG850BFG2	2ft	9	1100	122	Y	5000	82	Frosted Glass	50,000	220	5.1
41736	LED12T8L36FG830BFG2	3ft	12	1450	121	Y	3000	82	Frosted Glass	50,000	220	5.1
41737	LED12T8L36FG835BFG2	3ft	12	1450	121	Y	3500	82	Frosted Glass	50,000	220	5.1
41738	LED12T8L36FG841BFG2	3ft	12	1450	121	Y	4100	82	Frosted Glass	50,000	220	5.1
41739	LED12T8L36FG850BFG2	3ft	12	1450	121	Y	5000	82	Frosted Glass	50,000	220	5.1
41446	LED9.5T8L48FG830BFG2	4ft	9.5	1600	168	Y	3000	82	Frosted Glass	50,000	220	5.1
41447	LED9.5T8L48FG835BFG2	4ft	9.5	1600	168	Y	3500	82	Frosted Glass	50,000	220	5.1
41448	LED9.5T8L48FG841BFG2	4ft	9.5	1600	168	Y	4100	82	Frosted Glass	50,000	220	5.1
41449	LED9.5T8L48FG850BFG2	4ft	9.5	1600	168	Y	5000	82	Frosted Glass	50,000	220	5.1
41450	LED12T8L48FG830BFG2	4ft	12	1700	142	Y	3000	82	Frosted Glass	50,000	220	5.1
41451	LED12T8L48FG835BFG2	4ft	12	1700	142	Y	3500	82	Frosted Glass	50,000	220	5.1
41452	LED12T8L48FG841BFG2	4ft	12	1800	150	Y	4100	82	Frosted Glass	50,000	220	5.1
41453	LED12T8L48FG850BFG2	4ft	12	1800	150	Y	5000	82	Frosted Glass	50,000	220	5.1
41585	LED15T8L48FGDIM830BFG2	4ft	15	2100	124	Y	3000	82	Frosted Glass	50,000	220	5.1
41586	LED15T8L48FGDIM835BFG2	4ft	15	2100	124	Y	3500	82	Frosted Glass	50,000	220	5.1
41587	LED15T8L48FGDIM841BFG2	4ft	15	2200	129	Y	4100	82	Frosted Glass	50,000	220	5.1
41588	LED15T8L48FGDIM850BFG2	4ft	15	2200	129	Y	5000	82	Frosted Glass	50,000	220	5.1
41454*	LED17T8L48FG830BFG2	4ft	17	2100	124	Y	3000	82	Frosted Glass	50,000	220	5.1
41455*	LED17T8L48FG835BFG2	4ft	17	2100	124	Y	3500	82	Frosted Glass	50,000	220	5.1
41456*	LED17T8L48FG841BFG2	4ft	17	2200	129	Y	4100	82	Frosted Glass	50,000	220	5.1
41457*	LED17T8L48FG850BFG2	4ft	17	2200	129	Y	5000	82	Frosted Glass	50,000	220	5.1
75013*	LED9T8L24FG830BF	2ft	9	1100	122	N	3000	82	Frosted Glass	50,000	220	5.0
75015*	LED9T8L24FG841BF	2ft	9	1100	122	N	4100	82	Frosted Glass	50,000	220	5.0
75016*	LED9T8L24FG850BF	2ft	9	1100	122	N	5000	82	Frosted Glass	50,000	220	5.0
75012*	LED12T8L36FG850BF	3ft	12	1450	121	N	5000	82	Frosted Glass	50,000	220	5.0
41064*†	LED9.5T8L48FG841BF	4ft	9.5	1600	168	N	4100	82	Frosted Glass	50,000	220	5.1/None
41065*†	LED9.5T8L48FG850BF	4ft	9.5	1600	168	N	5000	82	Frosted Glass	50,000	220	5.1/None
75006*	LED12T8L48FG835BF	4ft	12	1700	142	N	3500	82	Frosted Glass	50,000	220	5.0
75007*	LED12T8L48FG841BF	4ft	12	1800	150	N	4100	82	Frosted Glass	50,000	220	5.0
75008*	LED12T8L48FG850BF	4ft	12	1800	150	N	5000	82	Frosted Glass	50,000	220	5.0
75024*	LED17T8L48FG830BF	4ft	17	2100	124	N	3000	82	Frosted Glass	50,000	220	5.0
75025*	LED17T8L48FG835BF	4ft	17	2100	124	N	3500	82	Frosted Glass	50,000	220	5.0
75026*	LED17T8L48FG841BF	4ft	17	2200	129	N	4100	82	Frosted Glass	50,000	220	5.0
40962*	LED17T8L48FP830BF	4ft	17	2500	147	N	3000	82	Frosted Nano Plastic	50,000	200	5.0
40963*	LED17T8L48FP835BF	4ft	17	2500	147	N	3500	82	Frosted Nano Plastic	50,000	200	5.0
40964*	LED17T8L48FP841BF	4ft	17	2500	147	N	4100	82	Frosted Nano Plastic	50,000	200	5.0
40965*	LED17T8L48FP850BF	4ft	17	2500	147	N	5000	82	Frosted Nano Plastic	50,000	200	5.0
40354	LED34T8L96FG830BF	8ft	34	4000	118	N	3000	82	Frosted Glass	50,000	220	5.0
40355*	LED34T8L96FG835BF	8ft	34	4000	118	N	3500	82	Frosted Glass	50,000	220	5.0
40356*	LED34T8L96FG841BF	8ft	34	4400	129	N	4100	82	Frosted Glass	50,000	220	5.0
40357*	LED34T8L96FG850BF	8ft	34	4400	129	N	5000	82	Frosted Glass	50,000	220	5.0

*Will be discontinued once the inventory is depleted.

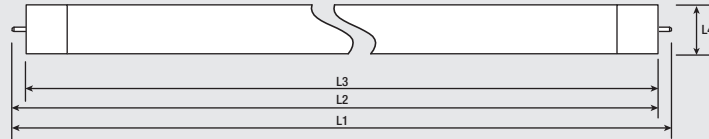
†These lamps have DLC listed and non-DLC listed inventory. When ordered, non-DLC listed inventory will be provided. If DLC listed inventory is needed, contact your LEDVANCE sales rep and/or customer service and request DLC listed inventory for your order.

Application Information

Application Notes

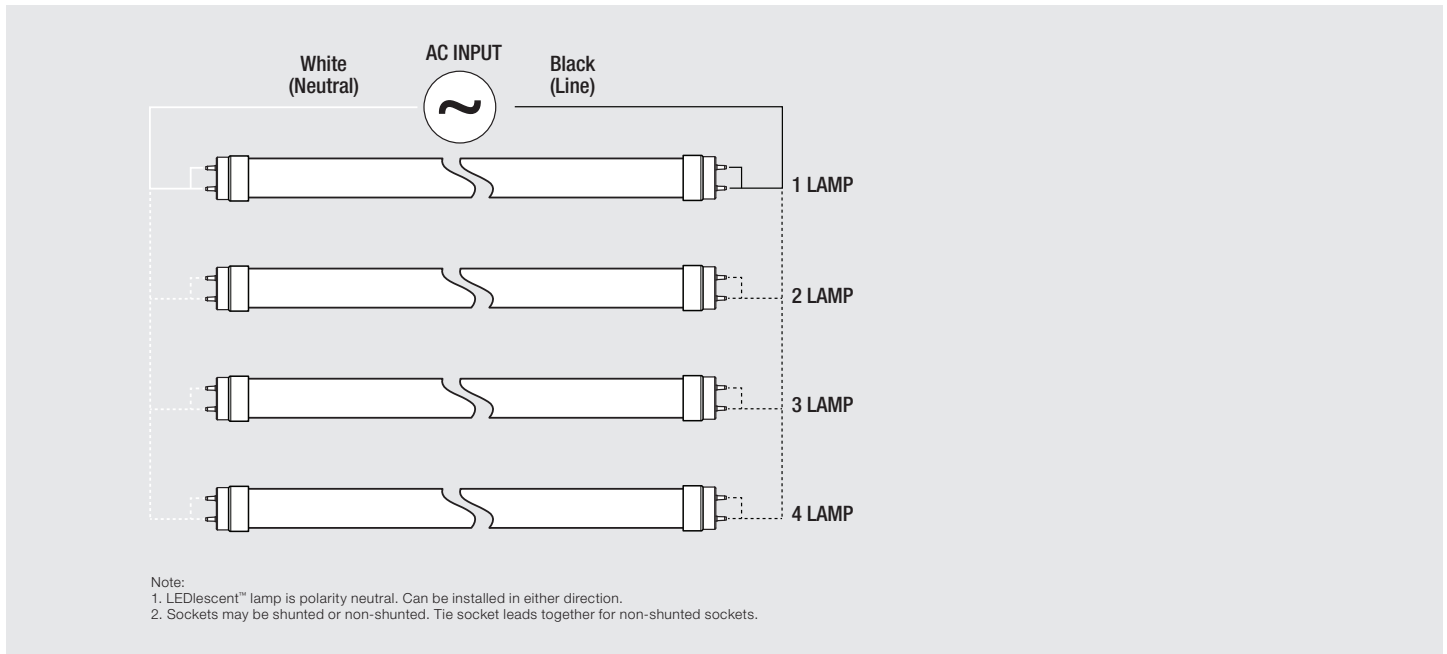
1. All installation, inspection, and maintenance of lighting fixtures should be done with the power to the fixture turned off. Lamps should be installed and operated in compliance with the National Electrical Code (NEC), Underwriters Laboratories Inc. (UL) requirements, and all applicable codes and regulations.
2. Please do not install LED lamps and fluorescent lamps in the same fixture.
3. Ensure lamp holders/sockets are in good operating condition before installation.
4. Best practice: cap off the remaining ballast wires should the ballast be left in the fixture after disconnecting.
5. To prevent wiring damage or abrasion, do not expose wiring to edges of sheet metal or other sharp objects. Do not make or alter any open holes in an enclosure of wiring or electrical components during kit installation.
6. When using LEDlescent lamps, to conform to UL, you MUST affix the luminaire warning sticker, included inside the packaging, to the fixture during installation.
7. LEDlescent is compatible with Philips Bodine ELI-S-20 Emergency Lighting Inverters and IOTA inverter models IIS-25-I, IIs-35-I, IIS-50-1, IIS125, IIS-375, IIS-550.
8. EM ballast that operates with fluorescent ballasts must be disconnected from the lamps.
9. Make sure the lamps have the proper connections before restoring power.
10. Operating temperature range between -4°F and 113°F (-20°C and 45°C).
11. Suitable for use in dry and damp environments.
12. Please read and comply with all instructions before attempting installation.
13. For detailed warranty information, please see www.ledvanceUS.com.

Assembly Diagram

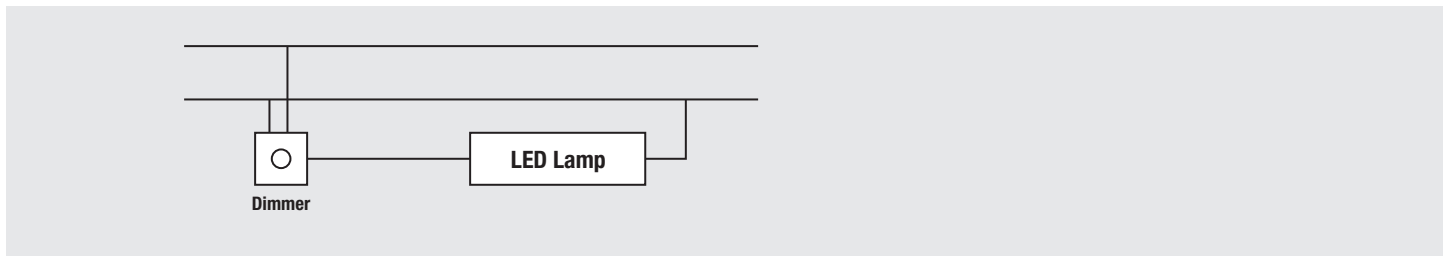


Product Description	L1 End of Base Pin to End of Opposite Pin End	L2 Base Face to End of Opposite Base Pin	L3 Base Face to Base Face	L4 Bulb Outside Diameter
LED/L96	93.865" ± 0.135" (2384.171mm ± 0.135mm)	93.535" ± 0.115" (2375.789mm ± 2.921mm)	max 93.30" (2369.82mm)	1.02" ± 0.08" (25.9mm ± 2.0mm)
LED/L48	47.725" ± 0.055" (1212.2mm ± 1.4mm)	47.45" ± 0.05" (1205.25mm ± 1.25mm)	max 47.22" (1199.4mm)	1.02" ± 0.08" (25.9mm ± 2.0mm)
LED/L36	35.72" ± 0.055" (907.4mm ± 1.4mm)	35.45" ± 0.05" (900.45mm ± 1.25mm)	max 35.22" (894.6mm)	1.02" ± 0.08" (25.9mm ± 2.0mm)
LED/L24	23.72" ± 0.055" (602.6mm ± 1.4mm)	23.45" ± 0.05" (595.65mm ± 1.25mm)	max 23.22" (589.8mm)	1.02" ± 0.08" (25.9mm ± 2.0mm)

Wiring Diagram



Wiring Diagram with Dimmer



Warranty

LEDlescent™ T8 Ballast-Free lamps are covered by the LED T8 Lamp Limited Warranty. For additional details, please visit www.ledvanceUS.com/warranty.

LEDVANCE LLC
181 Ballardvale Street
Wilmington, MA 01887 USA
Phone 1-800-LIGHTBULB (1-800-544-4828)
www.ledvanceUS.com

SYLVANIA and LEDVANCE are registered trademarks.
All other trademarks are those of their respective owners.
Licensee of product trademark SYLVANIA in general lighting.
Specifications subject to change without notice.

[/sylvania](https://twitter.com/sylvania) [/sylvania](https://facebook.com/sylvania)

