

With Screw Terminals

White glazed porcelain body. Nickel plated copper alloy screw shell. Captive mounting screws. Insulating washer has 11/32" hole. Fits all standard caps.

Standard pack: bulk

- 660W-250V • UL Listed E-3810 • CSA Certified LR-1863

| Cat. No. | Description | Screw Shell | Mounting | A Dim. |
|------------|-----------------------|-------------------------|-----------------------------------|-------------------|
| 10035 | Spring Center Contact | Reinforced with washers | Screws | 1 1/2 (38.1) max. |
| 10035-005* | Spring Center Contact | Reinforced with washers | Bushings tapped #6-32 (no screws) | 1 1/2 (38.1) max. |

*UL Recognized Component



With Screw Terminals/Wireways

White glazed porcelain body. Nickel plated copper alloy screw shell. Two opposite wireways (3/8" x 3/16" deep). Furnished with insulating washer (no hole). Fits all standard caps.

Standard pack: bulk

- 660W-250V • UL Listed E-3810 • CSA Certified LR-1863 • NOM Certified 057

| Cat. No. | Wireways | Mounting |
|------------|----------|-----------------------------------|
| 10045-004 | 2 | Screws |
| 10035-001* | 2 | Bushings tapped #6-32 (no screws) |

*UL Recognized Component



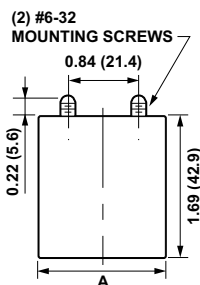
Cat. No. 10089: White glazed porcelain body. Nickel-plated copper alloy screw shell. Deep wiring wells. Body and die cast caps come unassembled.

Standard pack: bulk

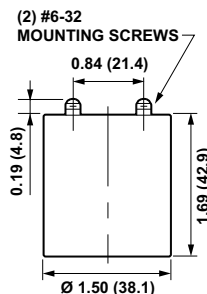
- 660W-250V • UL Listed E-3810 • CSA Certified LR-1863

Cat. No. 20089: Same as above except rated 660W-600V

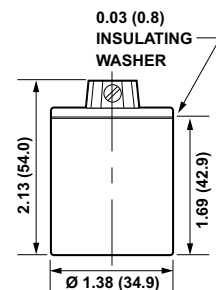
NOTE: For cap descriptions see page F3.



Cat. No. 10035



Cat. No. 10045-004



Cat. No. 10089