



## LLH Linear High Bay

### FEATURES

- 135 lpw ultra-high efficiency delivers superior performance over fluorescent and HID, saving up to 60% of energy costs
- Universal 0-10V driver for continuous dimming
- Optional Z10 receptacle simplifies adding controls

### CERTIFICATIONS

- UL Listed for dry and damp locations
- DesignLights Consortium® Premium Qualified - meets the requirements for the highest DLC qualification for efficacy and lumen maintenance

### PERFORMANCE

- Rated lifetime:
- L80: >54,000 hours @ 45°C
- L90: >36,000 hours @ 45°C
- 4000K, 5000K CCT
- CRI: >80

### ELECTRICAL

- Input voltage: 120-277V
- 0-10V dimming to <10% with dim-to-off capability
- Driver efficiency: >85%
- Power Factor: >.9
- THD: <20%
- Dimming sink current: 2mA
- Auxiliary Power: 12VDC, 100mA

### THERMAL

- -22°F to 122°F (-30°C to 50°C) operating temperature

### CONSTRUCTION

- Heavy gauge steel body with welded frame construction resists twisting and bowing
- Diffuse frosted acrylic lens to control glare (standard) or optional clear lens for higher light output (sold separately)
- 10 ft. Y-toggle aircraft cable mounting hardware included
- Built-in 2.5kV surge protection

### WARRANTY

- 5 year limited warranty. Additional warranty options available. Contact EiKO for details

project name	type
catalog number	voltage
approved by	date



### APPLICATIONS

- Warehouses
- Manufacturing Plants
- Distribution Centers
- Grocery Stores
- Gymnasiums
- Indoor Recreational Facilities
- Cold Storage
- Big Box Retail
- Service Repair Centers

## CONFIGURATOR

MODEL	LUMEN PACKAGE	CCT	VOLTAGE	OPTIONS
LLH : Linear High Bay	<b>06DX</b> - 65W; 8,800 lm <b>1DX</b> - 110W; 14,950 lm <b>2DX</b> - 162W; 21,850 lm <b>3DX</b> - 223W; 30,300 lm <b>4DX</b> - 265W; 36,000 lm <b>5DX</b> - 321W; 43,650 lm <b>7DX</b> - 425W; 57,800 lm	<b>40K</b> - 4000K <b>50K</b> - 5000K	<b>U</b> - 120-277V	See page 2 for options



## PERFORMANCE SUMMARY

ORDER CODE	ITEM #	LENGTH	WATTS	NOMINAL LUMENS	LPW	CCT	LENS	DIMMING	VOLTS	REPLACES	DLC PREMIUM
11340	LLH-06DX-40K-U	2'	65W	8,800	135	4000K	Frosted	0-10V	120-277V	HBF 6x T8/4x T5	✓
11341	LLH-06DX-50K-U	2'	65W	8,800	135	5000K	Frosted	0-10V	120-277V	HBF 6x T8/4x T5	✓
11342	LLH-1DX-40K-U	2'	110W	14,950	135	4000K	Frosted	0-10V	120-277V	HBF 6x T8/4x T5	✓
11343	LLH-1DX-50K-U	2'	110W	14,950	135	5000K	Frosted	0-10V	120-277V	HBF 6x T8/4x T5	✓
11344	LLH-2DX-40K-U	2'	162W	21,850	135	4000K	Frosted	0-10V	120-277V	HBF 8x T8/6x T5 HO	✓
11345	LLH-2DX-50K-U	2'	162W	21,850	135	5000K	Frosted	0-10V	120-277V	HBF 8x T8/6x T5 HO	✓
11346	LLH-3DX-40K-U	2'	223W	30,300	135	4000K	Frosted	0-10V	120-277V	8x T5 HO	✓
11347	LLH-3DX-50K-U	2'	223W	30,300	135	5000K	Frosted	0-10V	120-277V	8x T5 HO	✓
11348	LLH-4DX-40K-U	4'	265W	36,000	135	4000K	Frosted	0-10V	120-277V	10x T5 HO	✓
11349	LLH-4DX-50K-U	4'	265W	36,000	135	5000K	Frosted	0-10V	120-277V	10x T5 HO	✓
11350	LLH-5DX-40K-U	4'	321W	43,650	135	4000K	Frosted	0-10V	120-277V	1000W HID	✓
11351	LLH-5DX-50K-U	4'	321W	43,650	135	5000K	Frosted	0-10V	120-277V	1000W HID	✓
11352	LLH-7DX-40K-U	4'	425W	57,800	135	4000K	Frosted	0-10V	120-277V	1000W HID	✓
11353	LLH-7DX-50K-U	4'	425W	57,800	135	5000K	Frosted	0-10V	120-277V	1000W HID	✓

### QUICK SHIP WITH Z10 RECEPTACLE

12024	LLH-1DX-50K-U-Z10	2'	110W	14,950	135	5000K	Frosted	0-10V	120-277V	HBF 6x T8/4x T5	✓
12025	LLH-2DX-50K-U-Z10	2'	162W	21,850	135	5000K	Frosted	0-10V	120-277V	HBF 8x T8/6x T5 HO	✓
12026	LLH-3DX-50K-U-Z10	2'	223W	30,300	135	5000K	Frosted	0-10V	120-277V	8x T5 HO	✓

### WITH Xi-Fi WIRELESS CONTROL SYSTEM

11354	LLH-06DX-40K-U-XIFI	2'	65W	8,800	135	4000K	Frosted	0-10V	120-277V	HBF 6x T8/4x T5	✓
11355	LLH-06DX-50K-U-XIFI	2'	65W	8,800	135	5000K	Frosted	0-10V	120-277V	HBF 6x T8/4x T5	✓
11356	LLH-1DX-40K-U-XIFI	2'	110W	14,950	135	4000K	Frosted	0-10V	120-277V	HBF 6x T8/4x T5	✓
11357	LLH-1DX-50K-U-XIFI	2'	110W	14,950	135	5000K	Frosted	0-10V	120-277V	HBF 6x T8/4x T5	✓
11358	LLH-2DX-40K-U-XIFI	2'	162W	21,850	135	4000K	Frosted	0-10V	120-277V	HBF 8x T8/6x T5 HO	✓
11359	LLH-2DX-50K-U-XIFI	2'	162W	21,850	135	5000K	Frosted	0-10V	120-277V	HBF 8x T8/6x T5 HO	✓
11360	LLH-3DX-40K-U-XIFI	2'	223W	30,300	135	4000K	Frosted	0-10V	120-277V	8x T5 HO	✓
11361	LLH-3DX-50K-U-XIFI	2'	223W	30,300	135	5000K	Frosted	0-10V	120-277V	8x T5 HO	✓

### REQUIRED Xi-Fi ACCESSORIES

10893	EC-004-2N-129	Xi-Fi Dongle
10894	EC-018-9N-147	Xi-Fi Precision ID Remote

### Z10 SENSORS

11947	SEN5A/PIR/Z10*	Sensor Passive Infrared Occupancy Bi-Level Dimming with Photocell Z10
11931	SEN5A/M/Z10*	Sensor Microwave Occupancy Bi-Level Dimming with Photocell Z10
11933	SEN5A/CT	Commissioning Tool for Series 5 Sensors (includes BAY-E-SEN/PIR and BAY-E-SEN/M Sensors)

### LOW VOLTAGE SENSORS

12091	SEN/PIR/4CBLE/FM † ‡	Sensor 12-24V DC PIR Bi-Level Dim with PC and Bluetooth Control High Bay Lens Fixture Mount IP65
12093	LLH-SEN4C-KIT	Mounting Kit for 4CBLE Sensors

### 347/480V SENSORS

10221	SEN-3C-KO	Sensor, 347/480V PIR OCC/PC-DDC IP66 Highbay Lens 1/2" KO Mount
10226	SEN-3-RC	Sensor Remote Programmer for SEN-3B/3C

\*Requires SEN5A/CT to commission sensor †Requires LLH-SEN4C-KIT to install ‡Requires commissioning software; contact EIKO for details

## ADDITIONAL FACTORY INSTALLED OPTIONS

EXAMPLE: LLH-7DX-40K-U-EM15W

### EMERGENCY BATTERIES

**EM15W** - 15W Emergency Battery  
**EM30W** - 30W Emergency Battery

### SENSORS AND CONTROLS

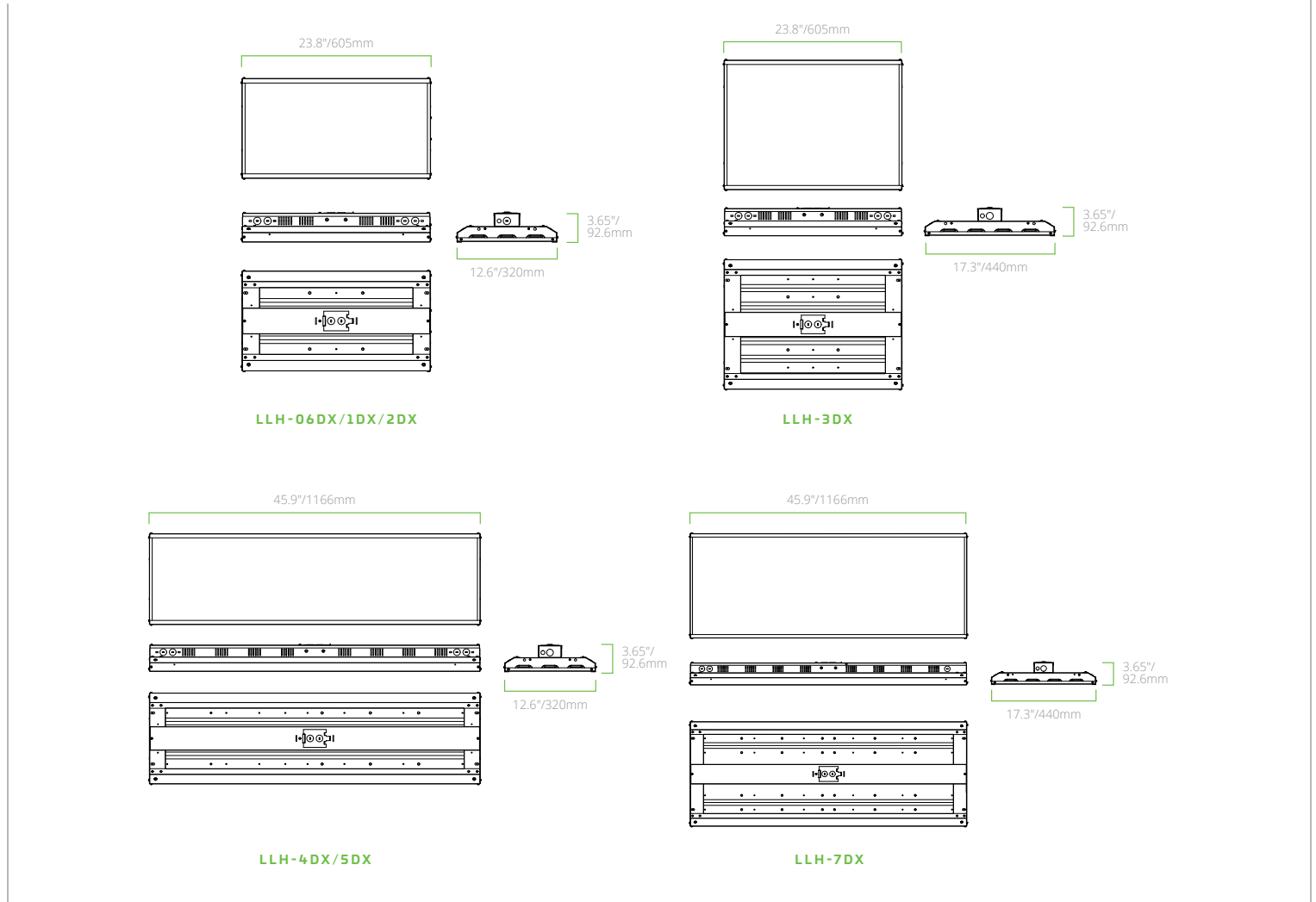
**Z10** - Add Z10 Receptacle to 120-277V LLH-DX fixtures  
**SEN4CBLE** - SEN/PIR/4CBLE Sensor PIR Bi-level dimming with PC IP65 Non-Mesh BLE Commissioning  
**SEN3C** - SEN-3C-KO Sensor 347/480V PIR OCC/PC-DDC IP66 with High Bay Lens †

\*120-277V only †347-480V only

# ACCESSORIES

ORDER CODE	ITEM #	DESCRIPTION	MODEL CROSS REFERENCE									
			06D	1D	2D	3D	4D	5D	7D	"U"	"V"	
09226	LLH-CHAIN	Mounting Chain for LLH, 1.05 meters (1 pair)	✓	✓	✓	✓	✓	✓	✓	✓	✓	✓
09336	LLH-CL-2x1	Clear Lens for LLH-06D, 1D & 2D- 40K/50K-U	✓	✓	✓	X	X	X	X	✓	✓	✓
09337	LLH-CL-2x1.5	Clear Lens for LLH-3D-40K/50K-U	X	X	X	✓	X	X	X	✓	✓	✓
09338	LLH-CL-4x1	Clear Lens for LLH-4D & 5D-40K/50K-U	X	X	X	X	✓	✓	X	✓	✓	✓
09700	LLH-CL-4x1.5	Clear Lens for LLH-7D-40K/50K-U	X	X	X	X	X	X	✓	✓	✓	✓
09339	LLH-FL-2x1	Frosted Lens for LLH-06D, 1D & 2D-40K/50K-U	✓	✓	✓	X	X	X	X	✓	✓	✓
09340	LLH-FL-2x1.5	Frosted Lens for LLH-3D-40K/50K-U	X	X	X	✓	X	X	X	✓	✓	✓
09341	LLH-FL-4x1	Frosted Lens for LLH-4D & 5D-40K/50K-U	X	X	X	X	✓	✓	X	✓	✓	✓
09701	LLH-FL-4x1.5	Frosted Lens for LLH-7D-40K/50K-U	X	X	X	X	X	X	✓	✓	✓	✓
09227	LLH-PENDANT BOX	Pendant Box for 120/277V LLH, 1/2" Nominal Pipe Diameter	✓	✓	✓	✓	✓	✓	✓	✓	✓	X
09906	LLH-PENDANT BOX-347/480	Pendant Box for 347/480V LLH, 1/2" Nominal Pipe Diameter	✓	✓	✓	✓	✓	✓	✓	✓	X	✓
09818	LLH-SMK-1	Surface Mount Kit, 12.6"	✓	✓	✓	X	✓	✓	X	✓	✓	✓
09819	LLH-SMK-2	Surface Mount Kit, 17.3"	X	X	X	✓	X	X	✓	✓	✓	✓
09230	LLH-V HOOK-1	V-Hook for LLH-06D, 1D, 2D, 4D & 5D-40K/50K-U	✓	✓	✓	X	✓	✓	X	✓	✓	✓
09229	LLH-V HOOK-1.5	V-Hook for LLH-3D & 7D-40K/50K-U	X	X	X	✓	X	X	✓	✓	✓	✓
09222	LLH-WG-2x1	Wireguard for LLH-06D,1D & 2D-40K/50K-U	✓	✓	✓	X	X	X	X	✓	✓	✓
09223	LLH-WG-2x1.5	Wireguard for LLH-3D-40K/50K-U	X	X	X	✓	X	X	X	✓	✓	✓
09224	LLH-WG-4x1	Wireguard for LLH-4D & 5D-40K/50K-U	X	X	X	X	✓	✓	X	✓	✓	✓
09702	LLH-WG-4x1.5	Wire Guard for LLH-7D-40K/50K-U	X	X	X	X	X	X	✓	✓	✓	✓
11243	LLH-SMSA-KO	Side Mounted Sensor Adapter for KO Sensors (for LLH-D series)	✓	✓	✓	✓	✓	✓	✓	✓	✓	✓

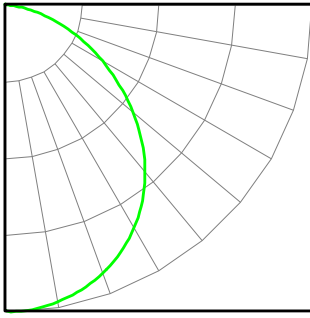
# PRODUCT DIMENSIONS



# PHOTOMETRICS

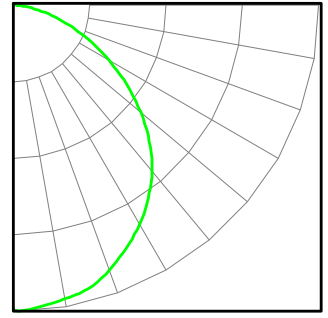
## LLH-06DX-xxK-U

ZONAL LUMEN SUMMARY		
ZONE	LUMENS	%FIXTURE
0-30	2585.29	29.8%
0-40	4203.82	48.5%
0-60	7158.26	82.6%
0-80	8535.37	98.5%
0-90	8637.16	99.7%
60-80	1377.11	15.9%
70-80	458.35	5.3%
80-90	101.78	1.2%
0-180	8666.25	100%



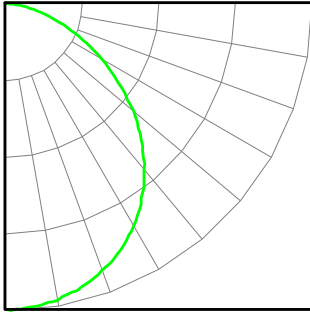
## LLH-1DX-xxK-U

ZONAL LUMEN SUMMARY		
ZONE	LUMENS	%FIXTURE
0-30	4283.36	29.3%
0-40	6975.94	47.8%
0-60	11970.4	82.0%
0-80	14348.38	98.3%
0-90	14538.11	99.6%
60-80	2377.98	16.3%
70-80	806.61	5.5%
80-90	189.73	1.3%
0-180	14601.15	100%



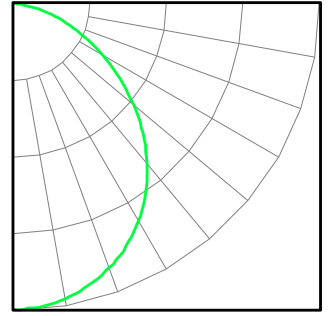
## LLH-2DX-xxK-U

ZONAL LUMEN SUMMARY		
ZONE	LUMENS	%FIXTURE
0-30	6231.83	29.7%
0-40	10154.29	48.3%
0-60	17328.75	82.5%
0-80	20686.54	98.4%
0-90	20950.58	99.7%
60-80	3357.78	16.0%
70-80	1123.45	5.3%
80-90	264.04	1.3%
0-180	21013.38	100%



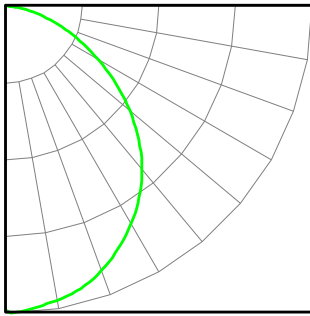
## LLH-3DX-xxK-U

ZONAL LUMEN SUMMARY		
ZONE	LUMENS	%FIXTURE
0-30	8729.89	29.7%
0-40	14176.79	48.3%
0-60	24098.56	82.1%
0-80	28865.1	98.3%
0-90	29242.87	99.6%
60-80	4766.54	16.2%
70-80	1622.66	5.5%
80-90	377.78	1.3%
0-180	29353.39	100%



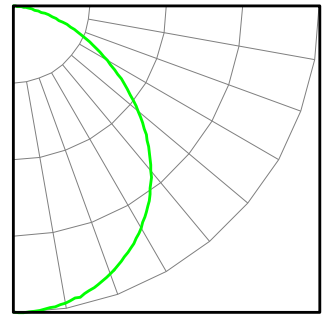
## LLH-4DX-xxK-U

ZONAL LUMEN SUMMARY		
ZONE	LUMENS	%FIXTURE
0-30	10647.26	29.5%
0-40	17319.89	48.0%
0-60	29630.68	82.1%
0-80	35513.12	98.4%
0-90	35981.54	99.7%
60-80	5882.44	16.3%
70-80	2001.7	5.5%
80-90	468.42	1.3%
0-180	36106.27	100%



## LLH-5DX-xxK-U

ZONAL LUMEN SUMMARY		
ZONE	LUMENS	%FIXTURE
0-30	12521.07	29.9%
0-40	20331.76	48.6%
0-60	34537.26	82.5%
0-80	41230.07	98.5%
0-90	41723.97	99.7%
60-80	6692.8	16.0%
70-80	2247.91	5.4%
80-90	493.90	1.2%
0-180	41841.74	100%



## LLH-7DX-xxK-U

ZONAL LUMEN SUMMARY		
ZONE	LUMENS	%FIXTURE
0-30	17144.64	29.2%
0-40	28005.92	47.7%
0-60	48180.53	82.1%
0-80	57754.55	98.4%
0-90	58515.54	99.7%
60-80	9574.02	16.3%
70-80	3243.1	5.5%
80-90	760.99	1.3%
0-180	58714.3	100%

