

# SYLVANIA Luminaires

## UltraLED™ Linear High Bay

### Application

Warehouses, manufacturing facilities, big-box retail, gymnasiums, and industrial applications.

### Benefits and Features

- DLC Premium listed to maximize rebate opportunities
- Lightweight and easy to install
- A variety of mounting accessories and wire guards are available
- Up to 130 LPW
- 4000K and 5000K color temperature
- CRI >80
- Offered in 100, 120, 150, 200, 250, and 300 watts as well as in 1x2, 1x4, 2x2, and 2x4 dimensions
- Offered in wide and aisle distribution
- Energy savings up to 73%

### Electrical

- UNV versions designed to operate between 120-277V<sub>AC</sub>
- HUV versions designed to operate between 347-480V<sub>AC</sub>
- All LED drivers have a 4kV inherent surge suppression and meet UL1310 and UL48 Class 1 with built-in over temperature protection
- Power Factor >90%
- THD <20%
- 0-10V dimmable (down to 10%). Please reference the compatibility document (LEDLUM012)

### Rated Life

- LED system with a life rating of ≥140,000 hours at L<sub>70</sub> @25°C

### Warranty

- 5-year

### Ambient Operating Range

- -40°F to +131°F (-40°C to +55°C)

### Certifications and Listings

- cULus listed to UL 1598
- RoHS
- FCC
- DLC Premium

Item #
Type
Project
Notes
Date



### Wattage Comparison

Traditional Source	Traditional System Wattage	LED System Wattage	Energy Savings
4-lamp 32T8	112	100	11%
250W MH	290	100	66%
250W HPS	295	100	66%
4-lamp 54T5HO	220	120	45%
8-lamp 32T8	224	120	46%
250W MH	290	120	59%
250W HPS	295	120	59%
4-lamp 54T5HO	220	150	32%
8-lamp 32T8	224	150	33%
250W MH	290	150	48%
250W HPS	295	150	49%
320W MH	370	150	59%
6-lamp 54T5HO	350	200	43%
320W MH	370	200	46%
400W HPS	460	200	57%
400W MH	450	200	56%
8-lamp 54T5HO	480	250	48%
400W MH	450	250	44%
750W MH	820	250	70%
750W HPS	840	250	70%
8-lamp 54T5HO	480	300	38%
750W HPS	840	300	64%
1000W MH	1080	300	72%
1000W HPS	1100	300	73%

### Installation


- Luminaire can be surface mounted or suspended via aircraft cable, chain, or pendant mounted (hardware sold separately). External controls can be added through existing knockouts.



## Ordering Guide


LNHIBA	2A	/	XXX	UNV	D	8	XX	/	XX	X	/	WH	/	X
Product Name	Generation 2A		Wattage	Voltage	Dimming	CRI	Color Temp		Dimensions	Distribution		Color/Finish		Options
LNHIBA			100 = 100W 120 = 120W 150 = 150W 200 = 200W 250 = 250W 300 = 300W	UNV = 120-277V HUV = 347-480V	D = 0-10V	8 = >80	40 = 4000K 50 = 5000K		12 = 1x2 14 = 1x4 22 = 2x2 24 = 2x4	W = Wide distribution A = Aisle distribution		WH = White		Blank = No Options D = Daylight/ Motion Sensor DE = Daylight/Motion Sensor + Emergency Battery Back-up E = Emergency Battery Back-up

## Ordering Information

Item Number	Ordering Abbreviation	Wattage (W)	Input Voltage (V)	Dimming	CRI	Color Temp (CCT)	Distribution	Dimensions	Total Fixture Lumens	DLC	LPW	 MTO*	Options
60460	LNHIBA2A/100UNVD840/12W/WH	100	120-277	0-10V	>80	4000K	Wide	1x2	12,900	Prm	130		
60461	LNHIBA2A/100UNVD840/12A/WH	100	120-277	0-10V	>80	4000K	Aisle	1x2	12,900	Prm	130	MTO	
60462	LNHIBA2A/100UNVD850/12W/WH	100	120-277	0-10V	>80	5000K	Wide	1x2	12,900	Prm	130		
60463	LNHIBA2A/100UNVD850/12A/WH	100	120-277	0-10V	>80	5000K	Aisle	1x2	12,900	Prm	130	MTO	
60464	LNHIBA2A/100UNVD840/14W/WH	100	120-277	0-10V	>80	4000K	Wide	1x4	12,900	Prm	130		
60465	LNHIBA2A/100UNVD840/14A/WH	100	120-277	0-10V	>80	4000K	Aisle	1x4	12,900	Prm	130	MTO	
60466	LNHIBA2A/100UNVD850/14W/WH	100	120-277	0-10V	>80	5000K	Wide	1x4	12,900	Prm	130		
60467	LNHIBA2A/100UNVD850/14A/WH	100	120-277	0-10V	>80	5000K	Aisle	1x4	12,900	Prm	130	MTO	
60468	LNHIBA2A/120UNVD840/12W/WH	120	120-277	0-10V	>80	4000K	Wide	1x2	15,400	Prm	130		
60469	LNHIBA2A/120UNVD840/12A/WH	120	120-277	0-10V	>80	4000K	Aisle	1x2	15,400	Prm	130	MTO	
60470	LNHIBA2A/120UNVD850/12W/WH	120	120-277	0-10V	>80	5000K	Wide	1x2	15,400	Prm	130		
60471	LNHIBA2A/120UNVD850/12A/WH	120	120-277	0-10V	>80	5000K	Aisle	1x2	15,400	Prm	130	MTO	
60472	LNHIBA2A/150UNVD840/22W/WH	150	120-277	0-10V	>80	4000K	Wide	2x2	19,200	Prm	130		
60473	LNHIBA2A/150UNVD840/22A/WH	150	120-277	0-10V	>80	4000K	Aisle	2x2	19,200	Prm	130	MTO	
60474	LNHIBA2A/150UNVD850/22W/WH	150	120-277	0-10V	>80	5000K	Wide	2x2	19,200	Prm	130		
60475	LNHIBA2A/150UNVD850/22A/WH	150	120-277	0-10V	>80	5000K	Aisle	2x2	19,200	Prm	130	MTO	
60476	LNHIBA2A/150UNVD840/14W/WH	150	120-277	0-10V	>80	4000K	Wide	1x4	19,200	Prm	130		
60477	LNHIBA2A/150UNVD840/14A/WH	150	120-277	0-10V	>80	4000K	Aisle	1x4	19,200	Prm	130	MTO	
60478	LNHIBA2A/150UNVD850/14W/WH	150	120-277	0-10V	>80	5000K	Wide	1x4	19,200	Prm	130		
60479	LNHIBA2A/150UNVD850/14A/WH	150	120-277	0-10V	>80	5000K	Aisle	1x4	19,200	Prm	130	MTO	
60480	LNHIBA2A/200UNVD840/14W/WH	200	120-277	0-10V	>80	4000K	Wide	1x4	25,800	Prm	130		
60481	LNHIBA2A/200UNVD840/14A/WH	200	120-277	0-10V	>80	4000K	Aisle	1x4	25,800	Prm	130	MTO	
60482	LNHIBA2A/200UNVD850/14W/WH	200	120-277	0-10V	>80	5000K	Wide	1x4	25,800	Prm	130		
60483	LNHIBA2A/200UNVD850/14A/WH	200	120-277	0-10V	>80	5000K	Aisle	1x4	25,800	Prm	130	MTO	
60484	LNHIBA2A/250UNVD840/24W/WH	250	120-277	0-10V	>80	4000K	Wide	2x4	32,200	Prm	130		
60485	LNHIBA2A/250UNVD840/24A/WH	250	120-277	0-10V	>80	4000K	Aisle	2x4	32,200	Prm	130	MTO	
60486	LNHIBA2A/250UNVD850/24W/WH	250	120-277	0-10V	>80	5000K	Wide	2x4	32,200	Prm	130		
60487	LNHIBA2A/250UNVD850/24A/WH	250	120-277	0-10V	>80	5000K	Aisle	2x4	32,200	Prm	130	MTO	
60488	LNHIBA2A/300UNVD840/24W/WH	300	120-277	0-10V	>80	4000K	Wide	2x4	38,700	Prm	130		
60489	LNHIBA2A/300UNVD840/24A/WH	300	120-277	0-10V	>80	4000K	Aisle	2x4	38,700	Prm	130	MTO	
60490	LNHIBA2A/300UNVD850/24W/WH	300	120-277	0-10V	>80	5000K	Wide	2x4	38,700	Prm	130		
60491	LNHIBA2A/300UNVD850/24A/WH	300	120-277	0-10V	>80	5000K	Aisle	2x4	38,700	Prm	130	MTO	
60492	LNHIBA2A/100UNVD840/12W/WH/D	100	120-277	0-10V	>80	4000K	Wide	1x2	12,900	Prm	130	MTO	Motion/Daylight Sensor
60493	LNHIBA2A/100UNVD840/12A/WH/D	100	120-277	0-10V	>80	4000K	Aisle	1x2	12,900	Prm	130	MTO	Motion/Daylight Sensor
60494	LNHIBA2A/100UNVD850/12W/WH/D	100	120-277	0-10V	>80	5000K	Wide	1x2	12,900	Prm	130	MTO	Motion/Daylight Sensor
60495	LNHIBA2A/100UNVD850/12A/WH/D	100	120-277	0-10V	>80	5000K	Aisle	1x2	12,900	Prm	130	MTO	Motion/Daylight Sensor
60496	LNHIBA2A/100UNVD840/14W/WH/D	100	120-277	0-10V	>80	4000K	Wide	1x4	12,900	Prm	130	MTO	Motion/Daylight Sensor
60497	LNHIBA2A/100UNVD840/14A/WH/D	100	120-277	0-10V	>80	4000K	Aisle	1x4	12,900	Prm	130	MTO	Motion/Daylight Sensor
60498	LNHIBA2A/100UNVD850/14W/WH/D	100	120-277	0-10V	>80	5000K	Wide	1x4	12,900	Prm	130	MTO	Motion/Daylight Sensor
60499	LNHIBA2A/100UNVD850/14A/WH/D	100	120-277	0-10V	>80	5000K	Aisle	1x4	12,900	Prm	130	MTO	Motion/Daylight Sensor
60500	LNHIBA2A/120UNVD840/12W/WH/D	120	120-277	0-10V	>80	4000K	Wide	1x2	15,400	Prm	130	MTO	Motion/Daylight Sensor
60501	LNHIBA2A/120UNVD840/12A/WH/D	120	120-277	0-10V	>80	4000K	Aisle	1x2	15,400	Prm	130	MTO	Motion/Daylight Sensor
60502	LNHIBA2A/120UNVD850/12W/WH/D	120	120-277	0-10V	>80	5000K	Wide	1x2	15,400	Prm	130	MTO	Motion/Daylight Sensor
60503	LNHIBA2A/120UNVD850/12A/WH/D	120	120-277	0-10V	>80	5000K	Aisle	1x2	15,400	Prm	130	MTO	Motion/Daylight Sensor
60504	LNHIBA2A/150UNVD840/22W/WH/D	150	120-277	0-10V	>80	4000K	Wide	2x2	19,200	Prm	130	MTO	Motion/Daylight Sensor
60505	LNHIBA2A/150UNVD840/22A/WH/D	150	120-277	0-10V	>80	4000K	Aisle	2x2	19,200	Prm	130	MTO	Motion/Daylight Sensor
60506	LNHIBA2A/150UNVD850/22W/WH/D	150	120-277	0-10V	>80	5000K	Wide	2x2	19,200	Prm	130	MTO	Motion/Daylight Sensor
60507	LNHIBA2A/150UNVD850/22A/WH/D	150	120-277	0-10V	>80	5000K	Aisle	2x2	19,200	Prm	130	MTO	Motion/Daylight Sensor
60508	LNHIBA2A/150UNVD840/14W/WH/D	150	120-277	0-10V	>80	4000K	Wide	1x4	19,200	Prm	130	MTO	Motion/Daylight Sensor
60509	LNHIBA2A/150UNVD840/14A/WH/D	150	120-277	0-10V	>80	4000K	Aisle	1x4	19,200	Prm	130	MTO	Motion/Daylight Sensor
60510	LNHIBA2A/150UNVD850/14W/WH/D	150	120-277	0-10V	>80	5000K	Wide	1x4	19,200	Prm	130	MTO	Motion/Daylight Sensor
60511	LNHIBA2A/150UNVD850/14A/WH/D	150	120-277	0-10V	>80	5000K	Aisle	1x4	19,200	Prm	130	MTO	Motion/Daylight Sensor
60512	LNHIBA2A/200UNVD840/14W/WH/D	200	120-277	0-10V	>80	4000K	Wide	1x4	25,800	Prm	130	MTO	Motion/Daylight Sensor
60513	LNHIBA2A/200UNVD840/14A/WH/D	200	120-277	0-10V	>80	4000K	Aisle	1x4	25,800	Prm	130	MTO	Motion/Daylight Sensor
60514	LNHIBA2A/200UNVD850/14W/WH/D	200	120-277	0-10V	>80	5000K	Wide	1x4	25,800	Prm	130	MTO	Motion/Daylight Sensor
60515	LNHIBA2A/200UNVD850/14A/WH/D	200	120-277	0-10V	>80	5000K	Aisle	1x4	25,800	Prm	130	MTO	Motion/Daylight Sensor

\*Made To Order

## Ordering Information (continued)

Item Number	Ordering Abbreviation	Wattage (W)	Input Voltage (V)	Dimming	CRI	Color Temp (CCT)	Distribution	Dimensions	Total Fixture Lumens	DLC	LPW	MTO*	Options	
60516	LNHIBA2A/250UNVD840/24W/WH/D	250	120-277	0-10V	>80	4000K	Wide	2x4	32,200	Prm	130	MTO	Motion/Daylight Sensor	
60517	LNHIBA2A/250UNVD840/24A/WH/D	250	120-277	0-10V	>80	4000K	Aisle	2x4	32,200	Prm	130	MTO	Motion/Daylight Sensor	
60518	LNHIBA2A/250UNVD850/24W/WH/D	250	120-277	0-10V	>80	5000K	Wide	2x4	32,200	Prm	130	MTO	Motion/Daylight Sensor	
60519	LNHIBA2A/250UNVD850/24A/WH/D	250	120-277	0-10V	>80	5000K	Aisle	2x4	32,200	Prm	130	MTO	Motion/Daylight Sensor	
60520	LNHIBA2A/300UNVD840/24W/WH/D	300	120-277	0-10V	>80	4000K	Wide	2x4	38,700	Prm	130	MTO	Motion/Daylight Sensor	
60521	LNHIBA2A/300UNVD840/24A/WH/D	300	120-277	0-10V	>80	4000K	Aisle	2x4	38,700	Prm	130	MTO	Motion/Daylight Sensor	
60522	LNHIBA2A/300UNVD850/24W/WH/D	300	120-277	0-10V	>80	5000K	Wide	2x4	38,700	Prm	130	MTO	Motion/Daylight Sensor	
60523	LNHIBA2A/300UNVD850/24A/WH/D	300	120-277	0-10V	>80	5000K	Aisle	2x4	38,700	Prm	130	MTO	Motion/Daylight Sensor	
61764	LNHIBA2A/100UNVD840/12W/WH/DE	100	120-277	0-10V	>80	4000K	Wide	1x2	13,000	Prm	130	MTO	Daylight/Motion Sensor + Emergency Battery Back-up	
61765	LNHIBA2A/100UNVD840/12A/WH/DE	100	120-277	0-10V	>80	4000K	Aisle	1x2	13,000	Prm	130	MTO	Daylight/Motion Sensor + Emergency Battery Back-up	
61766	LNHIBA2A/100UNVD850/12W/WH/DE	100	120-277	0-10V	>80	5000K	Wide	1x2	13,000	Prm	130	MTO	Daylight/Motion Sensor + Emergency Battery Back-up	
61767	LNHIBA2A/100UNVD850/12A/WH/DE	100	120-277	0-10V	>80	5000K	Aisle	1x2	13,000	Prm	130	MTO	Daylight/Motion Sensor + Emergency Battery Back-up	
61768	LNHIBA2A/100UNVD840/14W/WH/DE	100	120-277	0-10V	>80	4000K	Wide	1x4	13,000	Prm	130	MTO	Daylight/Motion Sensor + Emergency Battery Back-up	
61769	LNHIBA2A/100UNVD840/14A/WH/DE	100	120-277	0-10V	>80	4000K	Aisle	1x4	13,000	Prm	130	MTO	Daylight/Motion Sensor + Emergency Battery Back-up	
61770	LNHIBA2A/100UNVD850/14W/WH/DE	100	120-277	0-10V	>80	5000K	Wide	1x4	13,000	Prm	130	MTO	Daylight/Motion Sensor + Emergency Battery Back-up	
61771	LNHIBA2A/100UNVD850/14A/WH/DE	100	120-277	0-10V	>80	5000K	Aisle	1x4	13,000	Prm	130	MTO	Daylight/Motion Sensor + Emergency Battery Back-up	
61772	LNHIBA2A/120UNVD840/12W/WH/DE	120	120-277	0-10V	>80	4000K	Wide	1x2	15,600	Prm	130	MTO	Daylight/Motion Sensor + Emergency Battery Back-up	
61773	LNHIBA2A/120UNVD840/12A/WH/DE	120	120-277	0-10V	>80	4000K	Aisle	1x2	15,600	Prm	130	MTO	Daylight/Motion Sensor + Emergency Battery Back-up	
61774	LNHIBA2A/120UNVD850/12W/WH/DE	120	120-277	0-10V	>80	5000K	Wide	1x2	15,600	Prm	130	MTO	Daylight/Motion Sensor + Emergency Battery Back-up	
61775	LNHIBA2A/120UNVD850/12A/WH/DE	120	120-277	0-10V	>80	5000K	Aisle	1x2	15,600	Prm	130	MTO	Daylight/Motion Sensor + Emergency Battery Back-up	
65244	LNHIBA2A/150UNVD840/22W/WH/DE	150	120-277	0-10V	>80	4000K	Wide	2x2	19,200	Prm	130	MTO	Daylight/Motion Sensor + Emergency Battery Back-up	
65245	LNHIBA2A/150UNVD840/22A/WH/DE	150	120-277	0-10V	>80	4000K	Aisle	2x2	19,200	Prm	130	MTO	Daylight/Motion Sensor + Emergency Battery Back-up	
65246	LNHIBA2A/150UNVD850/22W/WH/DE	150	120-277	0-10V	>80	5000K	Wide	2x2	19,200	Prm	130	MTO	Daylight/Motion Sensor + Emergency Battery Back-up	
65247	LNHIBA2A/150UNVD850/22A/WH/DE	150	120-277	0-10V	>80	5000K	Aisle	2x2	19,200	Prm	130	MTO	Daylight/Motion Sensor + Emergency Battery Back-up	
61784	LNHIBA2A/250UNVD840/24W/WH/DE	250	120-277	0-10V	>80	4000K	Wide	2x4	32,500	Prm	130	MTO	Daylight/Motion Sensor + Emergency Battery Back-up	
61785	LNHIBA2A/250UNVD840/24A/WH/DE	250	120-277	0-10V	>80	4000K	Aisle	2x4	32,500	Prm	130	MTO	Daylight/Motion Sensor + Emergency Battery Back-up	
61786	LNHIBA2A/250UNVD850/24W/WH/DE	250	120-277	0-10V	>80	5000K	Wide	2x4	32,500	Prm	130	MTO	Daylight/Motion Sensor + Emergency Battery Back-up	
61787	LNHIBA2A/250UNVD850/24A/WH/DE	250	120-277	0-10V	>80	5000K	Aisle	2x4	32,500	Prm	130	MTO	Daylight/Motion Sensor + Emergency Battery Back-up	
61788	LNHIBA2A/300UNVD840/24W/WH/DE	300	120-277	0-10V	>80	4000K	Wide	2x4	38,700	Prm	130	MTO	Daylight/Motion Sensor + Emergency Battery Back-up	
61789	LNHIBA2A/300UNVD840/24A/WH/DE	300	120-277	0-10V	>80	4000K	Aisle	2x4	38,700	Prm	130	MTO	Daylight/Motion Sensor + Emergency Battery Back-up	
61790	LNHIBA2A/300UNVD850/24W/WH/DE	300	120-277	0-10V	>80	5000K	Wide	2x4	38,700	Prm	130	MTO	Daylight/Motion Sensor + Emergency Battery Back-up	
61791	LNHIBA2A/300UNVD850/24A/WH/DE	300	120-277	0-10V	>80	5000K	Aisle	2x4	38,700	Prm	130	MTO	Daylight/Motion Sensor + Emergency Battery Back-up	
60524	LNHIBA2A/100UNVD840/12W/WH/E	100	120-277	0-10V	>80	4000K	Wide	1x2	12,900	Std	130	MTO	Emergency Back-Up	
60525	LNHIBA2A/100UNVD840/12A/WH/E	100	120-277	0-10V	>80	4000K	Aisle	1x2	12,900	Prm	130	MTO	Emergency Back-Up	
60526	LNHIBA2A/100UNVD850/12W/WH/E	100	120-277	0-10V	>80	5000K	Wide	1x2	12,900	Prm	130	MTO	Emergency Back-Up	
60527	LNHIBA2A/100UNVD850/12A/WH/E	100	120-277	0-10V	>80	5000K	Aisle	1x2	12,900	Prm	130	MTO	Emergency Back-Up	
60528	LNHIBA2A/100UNVD840/14W/WH/E	100	120-277	0-10V	>80	4000K	Wide	1x4	12,900	Std	130	MTO	Emergency Back-Up	
60529	LNHIBA2A/100UNVD840/14A/WH/E	100	120-277	0-10V	>80	4000K	Aisle	1x4	12,900	Prm	130	MTO	Emergency Back-Up	
60530	LNHIBA2A/100UNVD850/14W/WH/E	100	120-277	0-10V	>80	5000K	Wide	1x4	12,900	Prm	130	MTO	Emergency Back-Up	
60531	LNHIBA2A/100UNVD850/14A/WH/E	100	120-277	0-10V	>80	5000K	Aisle	1x4	12,900	Prm	130	MTO	Emergency Back-Up	
60532	LNHIBA2A/120UNVD840/12W/WH/E	120	120-277	0-10V	>80	4000K	Wide	1x2	15,400	Std	130	MTO	Emergency Back-Up	
60533	LNHIBA2A/120UNVD840/12A/WH/E	120	120-277	0-10V	>80	4000K	Aisle	1x2	15,400	Prm	130	MTO	Emergency Back-Up	
60534	LNHIBA2A/120UNVD850/12W/WH/E	120	120-277	0-10V	>80	5000K	Wide	1x2	15,400	Prm	130	MTO	Emergency Back-Up	
60535	LNHIBA2A/120UNVD850/12A/WH/E	120	120-277	0-10V	>80	5000K	Aisle	1x2	15,400	Prm	130	MTO	Emergency Back-Up	

\*Made To Order

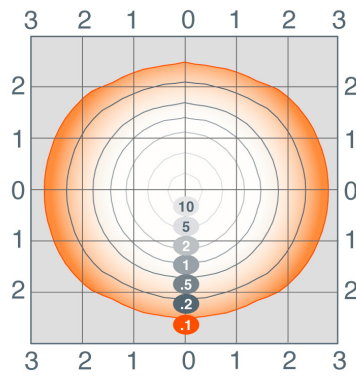
## Ordering Information (continued)

Item Number	Ordering Abbreviation	Wattage (W)	Input Voltage (V)	Dimming	CRI	Color Temp (CCT)	Distribution	Dimensions	Total Fixture			MTO*	Options
									Lumens	DLC	LPW		
60536	LNHIBA2A/150UNVD840/22W/WH/E	150	120-277	0-10V	>80	4000K	Wide	2x2	19,200	Std	130	MTO	Emergency Back-Up
60537	LNHIBA2A/150UNVD840/22A/WH/E	150	120-277	0-10V	>80	4000K	Aisle	2x2	19,200	Prm	130	MTO	Emergency Back-Up
60538	LNHIBA2A/150UNVD850/22W/WH/E	150	120-277	0-10V	>80	5000K	Wide	2x2	19,200	Std	130	MTO	Emergency Back-Up
60539	LNHIBA2A/150UNVD850/22A/WH/E	150	120-277	0-10V	>80	5000K	Aisle	2x2	19,200	Prm	130	MTO	Emergency Back-Up
60540	LNHIBA2A/150UNVD840/14W/WH/E	150	120-277	0-10V	>80	4000K	Wide	1x4	19,200	Prm	130	MTO	Emergency Back-Up
60541	LNHIBA2A/150UNVD840/14A/WH/E	150	120-277	0-10V	>80	4000K	Aisle	1x4	19,200	Prm	130	MTO	Emergency Back-Up
60542	LNHIBA2A/150UNVD850/14W/WH/E	150	120-277	0-10V	>80	5000K	Wide	1x4	19,200	Prm	130	MTO	Emergency Back-Up
60543	LNHIBA2A/150UNVD850/14A/WH/E	150	120-277	0-10V	>80	5000K	Aisle	1x4	19,200	Prm	130	MTO	Emergency Back-Up
60544	LNHIBA2A/200UNVD840/14W/WH/E	200	120-277	0-10V	>80	4000K	Wide	1x4	25,800	Std	130	MTO	Emergency Back-Up
60545	LNHIBA2A/200UNVD840/14A/WH/E	200	120-277	0-10V	>80	4000K	Aisle	1x4	25,800	Prm	130	MTO	Emergency Back-Up
60546	LNHIBA2A/200UNVD850/14W/WH/E	200	120-277	0-10V	>80	5000K	Wide	1x4	25,800	Std	130	MTO	Emergency Back-Up
60547	LNHIBA2A/200UNVD850/14A/WH/E	200	120-277	0-10V	>80	5000K	Aisle	1x4	25,800	Prm	130	MTO	Emergency Back-Up
60548	LNHIBA2A/250UNVD840/24W/WH/E	250	120-277	0-10V	>80	4000K	Wide	2x4	32,200	Std	130	MTO	Emergency Back-Up
60549	LNHIBA2A/250UNVD840/24A/WH/E	250	120-277	0-10V	>80	4000K	Aisle	2x4	32,200	Prm	130	MTO	Emergency Back-Up
60550	LNHIBA2A/250UNVD850/24W/WH/E	250	120-277	0-10V	>80	5000K	Wide	2x4	32,200	Std	130	MTO	Emergency Back-Up
60551	LNHIBA2A/250UNVD850/24A/WH/E	250	120-277	0-10V	>80	5000K	Aisle	2x4	32,200	Prm	130	MTO	Emergency Back-Up
60552	LNHIBA2A/300UNVD840/24W/WH/E	300	120-277	0-10V	>80	4000K	Wide	2x4	38,700	Std	130	MTO	Emergency Back-Up
60553	LNHIBA2A/300UNVD840/24A/WH/E	300	120-277	0-10V	>80	4000K	Aisle	2x4	38,700	Prm	130	MTO	Emergency Back-Up
60554	LNHIBA2A/300UNVD850/24W/WH/E	300	120-277	0-10V	>80	5000K	Wide	2x4	38,700	Prm	130	MTO	Emergency Back-Up
61791	LNHIBA2A/300UNVD850/24A/WH/E	300	120-277	0-10V	>80	5000K	Aisle	2x4	38,700	Prm	130	MTO	Emergency Back-Up
60581	LNHIBA2A/100HUV840/12W/WH	100	347-480	0-10V	>80	4000K	Wide	1x2	12,900	Prm	130	MTO	
60582	LNHIBA2A/100HUV840/12A/WH	100	347-480	0-10V	>80	4000K	Aisle	1x2	12,900	Prm	130	MTO	
60583	LNHIBA2A/100HUV850/12W/WH	100	347-480	0-10V	>80	5000K	Wide	1x2	12,900	Prm	130	MTO	
60584	LNHIBA2A/100HUV850/12A/WH	100	347-480	0-10V	>80	5000K	Aisle	1x2	12,900	Prm	130	MTO	
60585	LNHIBA2A/100HUV840/14W/WH	100	347-480	0-10V	>80	4000K	Wide	1x4	12,900	Prm	130	MTO	
60586	LNHIBA2A/100HUV840/14A/WH	100	347-480	0-10V	>80	4000K	Aisle	1x4	12,900	Prm	130	MTO	
60587	LNHIBA2A/100HUV850/14W/WH	100	347-480	0-10V	>80	5000K	Wide	1x4	12,900	Prm	130	MTO	
60588	LNHIBA2A/100HUV850/14A/WH	100	347-480	0-10V	>80	5000K	Aisle	1x4	12,900	Prm	130	MTO	
60589	LNHIBA2A/120HUV840/12W/WH	120	347-480	0-10V	>80	4000K	Wide	1x2	15,400	Prm	130	MTO	
60590	LNHIBA2A/120HUV840/12A/WH	120	347-480	0-10V	>80	4000K	Aisle	1x2	15,400	Prm	130	MTO	
60591	LNHIBA2A/120HUV850/12W/WH	120	347-480	0-10V	>80	5000K	Wide	1x2	15,400	Prm	130	MTO	
60592	LNHIBA2A/120HUV850/12A/WH	120	347-480	0-10V	>80	5000K	Aisle	1x2	15,400	Prm	130	MTO	
60593	LNHIBA2A/150HUV840/22W/WH	150	347-480	0-10V	>80	4000K	Wide	2x2	19,200	Prm	130	MTO	
60594	LNHIBA2A/150HUV840/22A/WH	150	347-480	0-10V	>80	4000K	Aisle	2x2	19,200	Prm	130	MTO	
60595	LNHIBA2A/150HUV850/22W/WH	150	347-480	0-10V	>80	5000K	Wide	2x2	19,200	Prm	130	MTO	
60596	LNHIBA2A/150HUV850/22A/WH	150	347-480	0-10V	>80	5000K	Aisle	2x2	19,200	Prm	130	MTO	
60597	LNHIBA2A/150HUV840/14W/WH	150	347-480	0-10V	>80	4000K	Wide	1x4	19,200	Prm	130	MTO	
60598	LNHIBA2A/150HUV840/14A/WH	150	347-480	0-10V	>80	4000K	Aisle	1x4	19,200	Prm	130	MTO	
60599	LNHIBA2A/150HUV850/14W/WH	150	347-480	0-10V	>80	5000K	Wide	1x4	19,200	Prm	130	MTO	
60600	LNHIBA2A/150HUV850/14A/WH	150	347-480	0-10V	>80	5000K	Aisle	1x4	19,200	Prm	130	MTO	
60601	LNHIBA2A/200HUV840/14W/WH	200	347-480	0-10V	>80	4000K	Wide	1x4	25,800	Prm	130	MTO	
60602	LNHIBA2A/200HUV840/14A/WH	200	347-480	0-10V	>80	4000K	Aisle	1x4	25,800	Prm	130	MTO	
65506	LNHIBA2A/200HUV840/14W/WH/D	200	347-480	0-10V	>80	4000K	Wide	1x4	25,800	Prm	130	MTO	Motion/Daylight Sensor
65507	LNHIBA2A/200HUV840/14A/WH/D	200	347-480	0-10V	>80	4000K	Aisle	1x4	25,800	Prm	130	MTO	Motion/Daylight Sensor
60603	LNHIBA2A/200HUV850/14W/WH	200	347-480	0-10V	>80	5000K	Wide	1x4	25,800	Prm	130	MTO	
60604	LNHIBA2A/200HUV850/14A/WH	200	347-480	0-10V	>80	5000K	Aisle	1x4	25,800	Prm	130	MTO	
65508	LNHIBA2A/200HUV850/14W/WH/D	200	347-480	0-10V	>80	5000K	Wide	1x4	25,800	Prm	130	MTO	Motion/Daylight Sensor
65509	LNHIBA2A/200HUV850/14A/WH/D	200	347-480	0-10V	>80	5000K	Aisle	1x4	25,800	Prm	130	MTO	Motion/Daylight Sensor
60605	LNHIBA2A/250HUV840/24W/WH	250	347-480	0-10V	>80	4000K	Wide	2x4	32,200	Prm	130	MTO	
60606	LNHIBA2A/250HUV840/24A/WH	250	347-480	0-10V	>80	4000K	Aisle	2x4	32,200	Prm	130	MTO	
65510	LNHIBA2A/250HUV840/24W/WH/D	250	347-480	0-10V	>80	4000K	Wide	2x4	32,200	Prm	130	MTO	Motion/Daylight Sensor
65511	LNHIBA2A/250HUV840/24A/WH/D	250	347-480	0-10V	>80	4000K	Aisle	2x4	32,200	Prm	130	MTO	Motion/Daylight Sensor
60607	LNHIBA2A/250HUV850/24W/WH	250	347-480	0-10V	>80	5000K	Wide	2x4	32,200	Prm	130	MTO	
60608	LNHIBA2A/250HUV850/24A/WH	250	347-480	0-10V	>80	5000K	Aisle	2x4	32,200	Prm	130	MTO	
65512	LNHIBA2A/250HUV850/24W/WH/D	250	347-480	0-10V	>80	5000K	Wide	2x4	32,200	Prm	130	MTO	Motion/Daylight Sensor
65513	LNHIBA2A/250HUV850/24A/WH/D	250	347-480	0-10V	>80	5000K	Aisle	2x4	32,200	Prm	130	MTO	Motion/Daylight Sensor
60609	LNHIBA2A/300HUV840/24W/WH	300	347-480	0-10V	>80	4000K	Wide	2x4	38,700	Prm	130	MTO	
60610	LNHIBA2A/300HUV840/24A/WH	300	347-480	0-10V	>80	4000K	Aisle	2x4	38,700	Prm	130	MTO	
65514	LNHIBA2A/300HUV840/24W/WH/D	300	347-480	0-10V	>80	4000K	Wide	2x4	38,700	Prm	130	MTO	Motion/Daylight Sensor
65515	LNHIBA2A/300HUV840/24A/WH/D	300	347-480	0-10V	>80	4000K	Aisle	2x4	38,700	Prm	130	MTO	Motion/Daylight Sensor
60611	LNHIBA2A/300HUV850/24W/WH	300	347-480	0-10V	>80	5000K	Wide	2x4	38,700	Prm	130	MTO	
60612	LNHIBA2A/300HUV850/24A/WH	300	347-480	0-10V	>80	5000K	Aisle	2x4	38,700	Prm	130	MTO	
65516	LNHIBA2A/300HUV850/24W/WH/D	300	347-480	0-10V	>80	5000K	Wide	2x4	38,700	Prm	130	MTO	Motion/Daylight Sensor
65517	LNHIBA2A/300HUV850/24A/WH/D	300	347-480	0-10V	>80	5000K	Aisle	2x4	38,700	Prm	130	MTO	Motion/Daylight Sensor

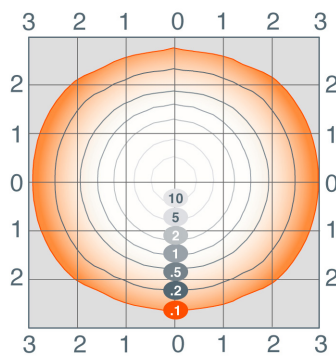
\*Made To Order

## Photometric Information

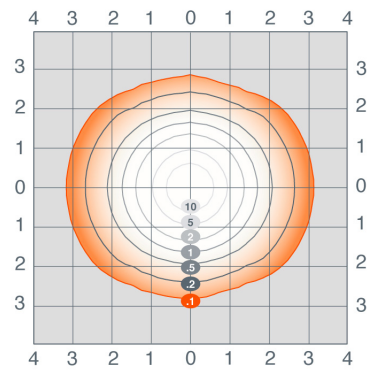
LNHIBA2A-100UNVD840-12W\_20FT



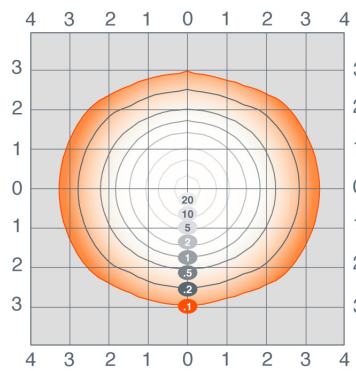
LNHIBA2A-120UNVD840-12W\_20FT



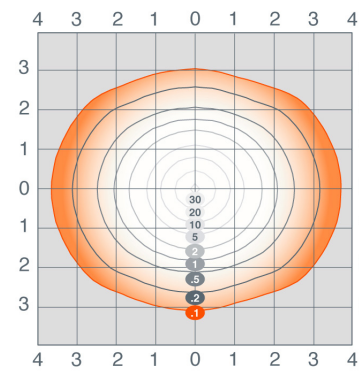
LNHIBA2A-150UNVD840-14W\_20FT



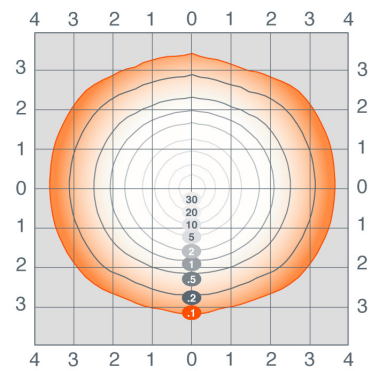
LNHIBA2A-200UNVD840-14W\_20FT



LNHIBA2A-250UNVD840-24W\_20FT



LNHIBA2A-300UNVD840-24W\_20FT



For other mounting heights apply the following multipliers:

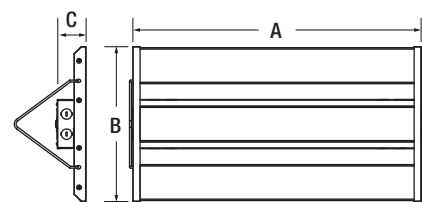
Mounting Height	15'	18'	20'	22'	25'	30'
Multiplier	1.78	1.23	1.00	0.83	0.64	0.44

## Physical Information

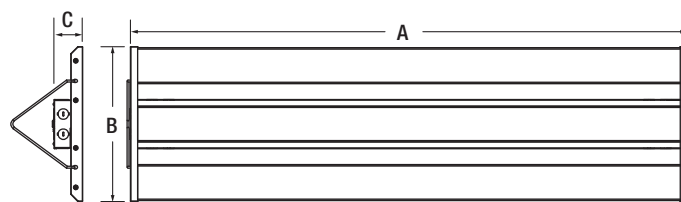
Lamp Description	(A) Length	(B) Width	(C) Height	Wattages
1x2	23.7	12.7	2.4	100, 120
1x4	45.9	12.7	2.4	100, 150, 200
2x2	23.7	23.7	2.4	150
2x4	45.9	23.7	2.4	250, 300

**Weight:** 100W (1x2): 9lbs (4.1kg); 100W (1x4): 12.5lbs (5.7kg); 120W: 9.25lbs (4.2kg); 150W (2x2): 11.5lbs (5.2kg); 150W (1x4): 13.7lbs (6.2kg); 200W: 16.2lbs (7.3kg); 250W: 18.1lbs (8.2kg); 300W: 20.3lbs (9.2kg)

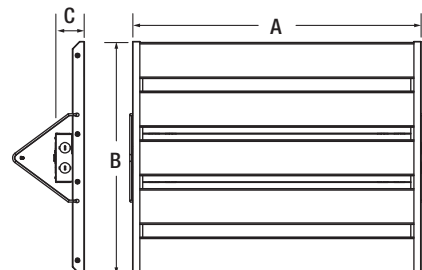
1x2



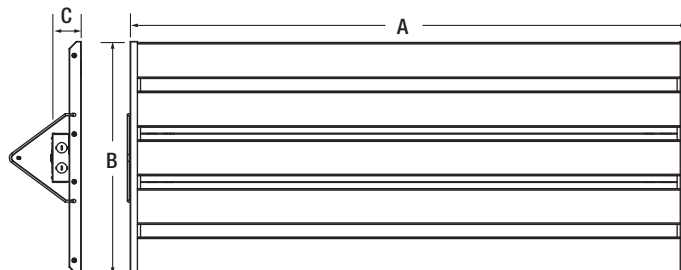
1x4



2x2



2x4



## Accessories

Item Number	Ordering Abbreviation	Item Description
60573	LNHIBA2A/CHAINMT	Chain Mount (5 foot)
60574	LNHIBA2A/ACCABLEMT	Cable Mount (5 foot)
60575	LNHIBA2A/MTGBRACKET/WH	Surface and Pendant mounting bracket with white finish
60577	LNHIBA2A/12/WG/WH	1x2 Wire Guard
60578	LNHIBA2A/22/WG/WH	2x2 Wire Guard
60579	LNHIBA2A/14/WG/WH	1x4 Wire Guard
60580	LNHIBA2A/24WG/WH	2x4 Wire Guard
60105	HIBAY2A/REMOTE	Sensor Remote (functional up to 49ft (15m))

Luminaire installed with cable mount (60574)



## Options Information

Motion	100% Lumen output
≥5 min no motion	30% Lumen output
≥60 min no motion	Off Lumen output

**Sensor Type:** Dual Motion/Daylight sensor available.

**Stand-by power:** <1W

**Detection area options:** 25%/50%/75%/100%\*

**Hold time options:** 5s/30s/1min/3min/5min/10min/20min/30min

**Daylight threshold options:** 2Lux/10Lux/30Lux/50Lux  
80Lux/120Lux/Disable

**Stand-by period options:** 0s/10s/30s/1min/5min/10min/30min/+∞

**Mounting height:** Max – 49ft (15m)

**Dimming Level:** 10%, 20%, 30%, 50%

\*25% and 50% can only be accessed via the remote (NAED 60105).

## Default Sensor Settings

**Sensitivity:** 100%

**Dimming Percentage:** 30%

**Hold Time:** 5 minutes

**Dimming Time:** 60 minutes

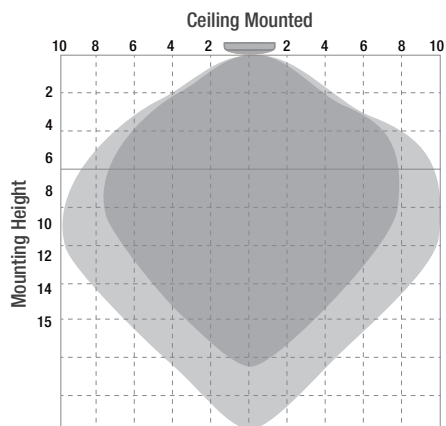
**Daylight Threshold:** 5fc

## Emergency Battery Back-up

Emergency Battery Back-Up versions activate when normal power supply to the fixture fails, providing 1,000 lumens for 90 minutes.

## Detection Range\*


Typical installation height 8-15m.



\*Dark grey denotes maximum sensitivity  
Light grey denotes decreased sensitivity

Graph is shown at 100% detection range;  
units are shown in meters.

## DIP Switch Settings



●	100%
○	50%

### Detection area

Detection area means detection coverage. It can be adjusted by combining DIP switches for specific application.

●	●	0s
○	●	30s
●	○	60min
○	○	+∞

### Stand-by period

This is the time period the light keeps dimming down after the last detection.

●	●	5s
○	●	30s
●	○	1min
○	○	5min

### Hold-time

Hold-time means the time period the light will be ON after the last detection.

●	●	10%
○	●	20%
●	○	30%
○	○	50%

### Stand-by dimming level

This is the dimming level the light keeps during stand-by period.

●	●	Disable
○	●	50lux
●	○	10lux
○	○	2lux

### Daylight threshold

Daylight sensor prior to motion sensor. Set threshold for specific needs. If disabled, only motion sensor works.

## Remote control setting and DIP switch setting shift



If the sensor was last set by the DIP switch, all settings will follow the DIP switch setting regardless of whether any key was changed. For example: when user changes the detection range by changing switch 1 and 2, all other settings (hold time, stand-by period, daylight sensor, stand-by dimming level) will follow the DIP switch setting even though user did not change them.

If user changes any setting by remote control, the setting will be changed by the relevant button only; other settings will remain. For example: when user changes the hold time by pressing the hold time buttons, only the hold time will be changed; other settings (detection range, stand-by period, daylight sensor, stand-by dimming level) will follow the previous setting.

LEDVANCE LLC  
200 Ballardvale Street  
Wilmington, MA 01887 USA  
Phone 1-800-LIGHTBULB (1-800-544-4828)  
www.sylvania.com

Name: \_\_\_\_\_

Email: \_\_\_\_\_

Phone: \_\_\_\_\_

SYLVANIA and LEDVANCE are registered trademarks.  
All other trademarks are those of their respective owners.  
Licensee of product trademark SYLVANIA in general lighting.  
Specifications subject to change without notice.

