

■ Features :

- 90-132VAC input only
- Fully encapsulated with IP67 level
- Protections: Short circuit / Overload / Over voltage / Over temperature
- Cooling by free air convection
- Pass LPS
- 100% full load burn-in test
- Suitable for LED lighting and moving sign applications
- High reliability / Low cost
- 2 years warranty

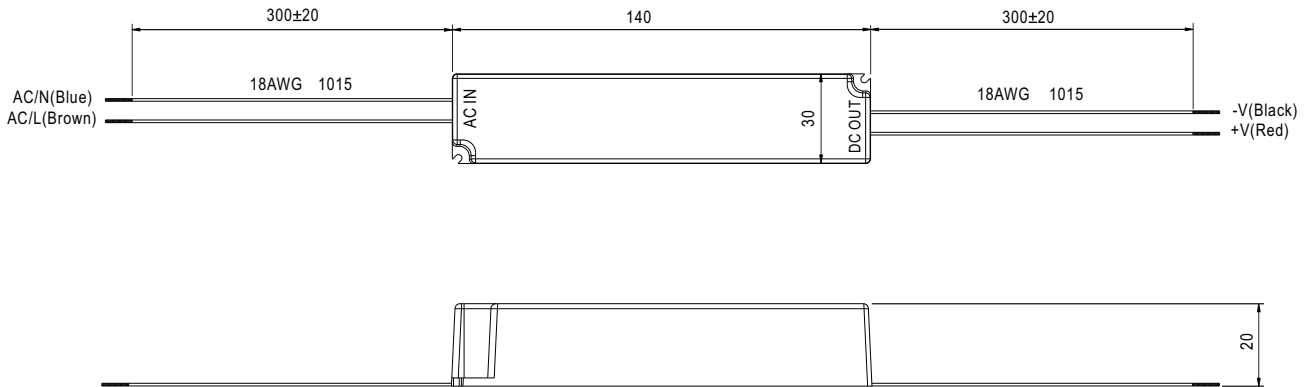
SPECIFICATION



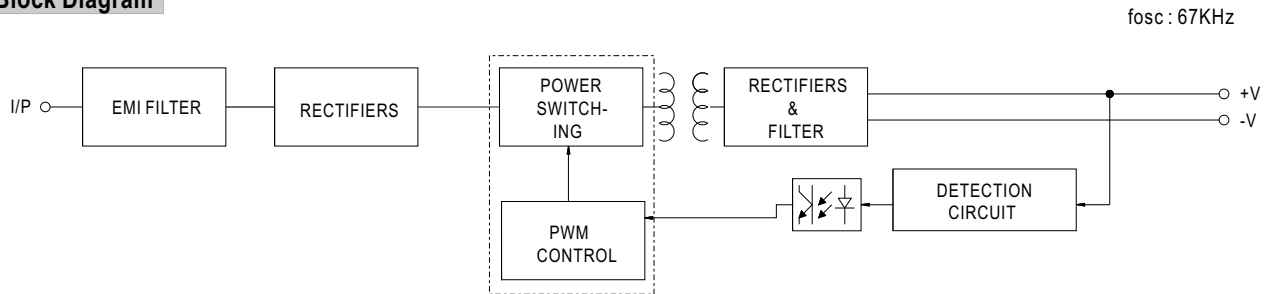
| MODEL                 |  | LPLC-18-350   | LPLC-18-700   |
|-----------------------|--|---|---------------|
| OUTPUT                | DC VOLTAGE   | 48V   | 25V           |
|                       | DC VOLTAGE RANGE   | 6~48V   | 6~25V         |
|                       | RATED CURRENT  | 350mA   | 700mA         |
|                       | RATED POWER  | 16.8W   | 17.5W         |
|                       | RIPPLE & NOISE (max.) Note.2   | 300mVp-p  | 250mVp-p      |
|                       | VOLTAGE TOLERANCE Note.3   | ±5.0%   |               |
|                       | LINE REGULATION  | ±1.0%   |               |
|                       | LOAD REGULATION  | ±3.0%   |               |
|                       | SETUP, RISE TIME   | 3600ms, 150ms / 115VAC  |               |
| HOLD UP TIME (Typ.)   | 20ms/115VAC at full load   |   |               |
| INPUT                 | VOLTAGE RANGE  | 90 ~ 132VAC   |               |
|                       | FREQUENCY RANGE  | 47 ~ 63Hz   |               |
|                       | EFFICIENCY(Typ.)   | 82%   | 80%           |
|                       | AC CURRENT   | 0.5A/115VAC   |               |
|                       | INRUSH CURRENT(max.)   | Cold start 40A/115VAC   |               |
| LEAKAGE CURRENT       | 0.25mA / 120VAC  |   |               |
| PROTECTION            | CURRENT LIMIT Note.4   | ±5% rated output current<br>Protection type : Constant current limiting type  |               |
|                       | OVER VOLTAGE   | 50.4~ 60V   | 28.75~ 33.75V |
|                       | OVER TEMPERATURE   | Tj 140 t ypically (U1) Detect on main control IC<br>Protection type : Hiccup mode, recovers automatically after temperature goes down |               |
| ENVIRONMENT           | WORKING TEMP.  | -30 ~ 70°C (Refer to output load derating curve)  |               |
|                       | WORKING HUMIDITY   | 20 ~ 90% RH non-condensing  |               |
|                       | STORAGE TEMP., HUMIDITY  | -40 ~ +80°C, 10 ~ 95% RH  |               |
|                       | TEMP. COEFFICIENT  | ±0.2%/°C (0 ~ 50°C)   |               |
| VIBRATION             | 10 ~ 500Hz, 2G 10min./1cycle, period for 60min. each along X, Y, Z axes  |   |               |
| SAFETY & EMC (Note 5) | SAFETY STANDARDS   | Design refer to UL1310 Class 2,TUV EN60950-1, EN61347-2-13, CAN/CSA C22.2 No. 223-M91, IP67 approved                                  |               |
|                       | WITHSTAND VOLTAGE  | I/P-O/P:3KVAC   |               |
|                       | ISOLATION RESISTANCE   | I/P-O/P:>100M Ohms / 500VDC / 25°C / 70% RH   |               |
|                       | EMI CONDUCTION & RADIATION   | Compliance to EN55022 (CISPR22) Class A FCC part15  |               |
|                       | HARMONIC CURRENT   | Compliance to EN61000-3-2,-3  |               |
| EMS IMMUNITY          | Compliance to EN61000-4-2,3,4,5,6,8,11; ENV50204, EN55024, Light industry level, criteria A  |   |               |
| OTHERS                | MTBF   | 1200.6K hrs min. MIL-HDBK-217F (25)   |               |
|                       | DIMENSION  | 140*30*20(L*W*H)  |               |
|                       | PACKING  | 0.175Kg; 70pcs/13.3Kgs/0.66CUFT   |               |
| NOTE                  | <ol style="list-style-type: none"> <li>1. All parameters NOT specially mentioned are measured at 115VAC input, rated load and 25°C of ambient temperature.</li> <li>2. Ripple &amp; noise are measured at 20MHz of bandwidth by using a 12" twisted pair-wire terminated with a 0.1uf &amp; 47uf parallel capacitor.</li> <li>3. Tolerance : includes set up tolerance, line regulation and load regulation.</li> <li>4. Derating may be needed under low input voltage. Please check the derating curve for more details.</li> <li>5. The power supply is considered a component which will be installed a final equipment. The final equipment must be re-confirmed that it still meets EMC directive</li> </ol> |   |               |

■ Mechanical Specification

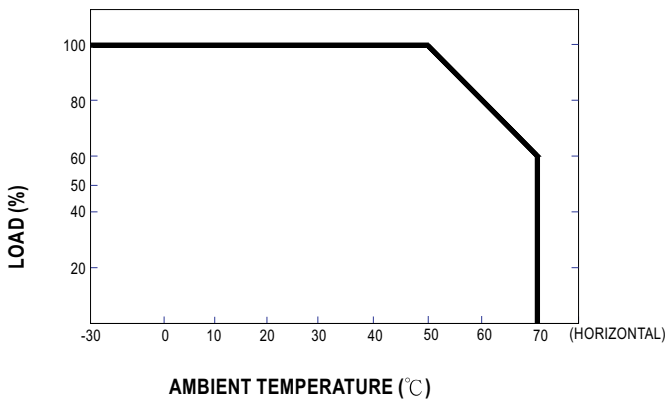
Unit:mm



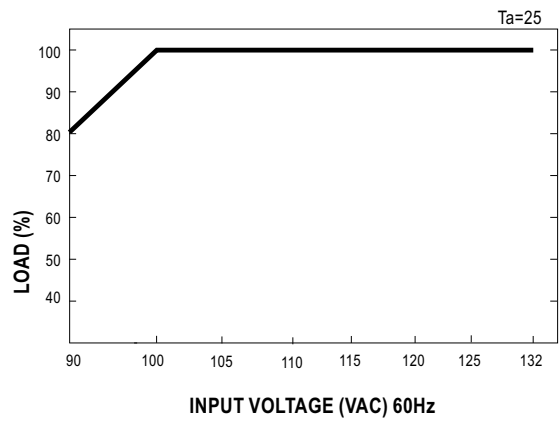
■ Block Diagram



■ Derating Curve



■ Static Characteristics



# Mouser Electronics

Authorized Distributor

Click to View Pricing, Inventory, Delivery & Lifecycle Information:

[MEAN WELL:](#)

[LPLC-18-350](#) [LPLC-18-700](#)