

Product datasheet

HO 80 W/840

LUMILUX T5 HO | Tubular fluorescent lamps 16 mm, high output, with G5 base



Areas of application

- Industry
- Public buildings
- Offices
- Tunnels, underpasses
- Car parks
- Outdoor applications only in suitable luminaires

Product benefits

- Excellent luminous flux
- Up to 20 % more economical than LUMILUX T8
- Up to 50 % smaller volume than comparable T8 lamps

Product features

- Very good lumen maintenance: 90 % throughout the service lifetime of the lamp
- Long average lifetime: up to 24,000 h (with QUICKTRONIC ECG)
- Good color rendering group: 1B (R_a : 80...89)
- Dimmable



Product datasheet

Technical data

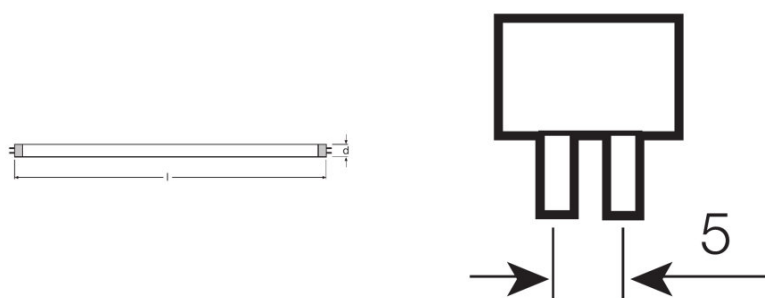
Electrical data

Nominal voltage	230 V
Nominal wattage	80.00 W
Rated lamp efficacy (HF data 25 °C)	77 lm/W
Rated wattage	79.80 W

Photometrical data

Color rendering index Ra	≥80
Rated luminous flux	6150 lm
Luminous flux at	6150 lm
Luminous flux at	7000 lm
Light color	4000
Rated color temperature	4000 K
Nominal luminous flux	6150 lm
Light color (designation)	LUMILUX Cool White
Rated LLMF at 2,000 h	0.95
Rated LLMF at 4,000 h	0.93
Rated LLMF at 6,000 h	0.92
Rated LLMF at 8,000 h	0.90
Rated LLMF at 12,000 h	0.90
Rated LLMF at 16,000 h	0.90
Rated LLMF at 20,000 h	0.89

Dimensions & weight



Tube diameter	16 mm
Length	1449 mm
Length with base excl. base pins/connection	1449.00 mm

Product datasheet

Diameter	16.0 mm
Maximum diameter	16.0 mm

Temperatures & operating conditions

Rated ambient temp.w.max.luminous flux	35.0 °C
--	---------

Lifespan

Service life	19000 h ¹⁾
Lifespan	24000 h ¹⁾
Rated lamp survival factor at 2,000 h	0.99
Rated lamp survival factor at 4,000 h	0.99
Rated lamp survival factor at 6,000 h	0.99
Rated lamp survival factor at 8,000 h	0.99
Rated lamp survival factor at 12,000 h	0.99
Rated lamp survival factor at 16,000 h	0.97
Rated lamp survival factor at 20,000 h	0.85
Operation mode LLMF/LSF	HF
Rated lamp life time	24000 h

¹⁾ With preheat ECG

Additional product data

Base (standard designation)	G5
Mercury content	1.9 mg
Product remark	Suitable for ECG operation only/Lamp designed for internal luminaire temperatures of 30...40 °C; optimum luminous flux achieved at 35 °C

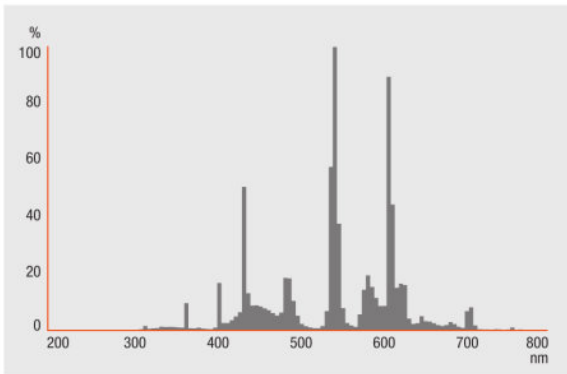
Capabilities

Dimmable	Yes
Suitable for indoor	Yes

Certificates & standards

Energy efficiency class	A
Energy consumption	88 kWh/1000h

Light Distribution



Spectral power distribution

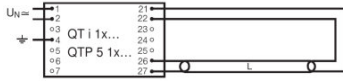
System guarantee

OSRAM System+ Guarantee in combination with OSRAM ECGs

Safety advice

In case of lamp breakage: www.osram.com/brokenlamp

Product datasheet



Circuit diagram



Circuit diagram

Logistical Data

Product code	Product description	Packaging unit (Pieces/Unit)	Dimensions (length x width x height)	Volume	Gross weight
4050300515151	HO 80 W/840	Shipping carton box 40 Pieces Sleeves	1500 mm x 83 mm x 194 mm	24.15 dm ³	6258.00 g
4050300591841	HO 80 W/840	Shipping carton box 20 Pieces Sleeves	1482 mm x 83 mm x 104 mm	12.79 dm ³	3450.00 g

The mentioned product code describes the smallest quantity unit which can be ordered. One shipping unit can contain one or more single products. When placing an order, for the quantity please enter single or multiples of a shipping unit.

References / Links

For more information on the system guarantee and the terms and conditions of the guarantee visit

▶ www.osram.com/system-guarantee

Disclaimer

Subject to change without notice. Errors and omission excepted. Always make sure to use the most recent release.

OSRAM GMBH is distribution partner
of LEDVANCE for Digital Lighting
Systems and Components

OSRAM

OSRAM GmbH
Marcel-Breuer-Strasse 6
80807 Munich, Germany

HO 80 W/840

LUMILUX T5 HO | Tubular fluorescent lamps 16 mm, high output, with G5 base

Product name	Product name ECG	EAN	Nominal current	Nominal wattage + Power loss	Luminous flux at 35 °C	Number of lighting outlets
HO 80 W/840	QT-FQ 2x80	4050300825564	0.76 A	175.00 W	6300 lm	2
	QTi 1x35/49/80 DIM	4050300870540	0.39 A	88.10 W	6150 lm	1
	QTi 1x35/49/80 GII	4008321383372	0.38 A	85.00 W	6150 lm	1
	QTi 2x35/49/80 DIM	4050300870984	0.74 A	165.00 W	6150 lm	2
	QTi 2x35/49/80 GII	4008321658951	0.70 A	167.00 W	6150 lm	2
	QTi DALI 1x35/49/80 DIM	4050300870342	0.39 A	88.10 W	6150 lm	1
	QTi DALI 2x35/49/80 DIM	4050300870441	0.74 A	165.00 W	6150 lm	2
	QTP5 1x80	4008321329059	0.38 A	86.00 W	6150 lm	1