



Switch Start Metal Halide Standard

Switch Start MH Std 1000W BT56 CL U

High performance, Long life and Superior light quality A compact, energy efficient metal halide lamp that provides crisp, sparkling light with long life and high efficiency.

Product data

• General Characteristics

Base	Mogul [Mogul]
Base Information	Brass [Brass Base]
Bulb	BT56
Bulb Material	Hard Glass
Bulb Finish	Clear
Operating Position	Universal [Any or Universal (U)]
Main Application	General Lighting
RatedAvgLife(See Family Notes)	12000 hr
Energy Saving	Not Applicable

• Light Technical Characteristics

Color Code	635 [CCT of 3500K]
Color Rendering Index	65 Ra8
Color Designation	White
Color Temperature	3900 K
Color Temperature technical	3900 K
Chromaticity Coordinate X	0.390 -
Chromaticity Coordinate Y	0.395 -
Initial Lumens	114000 Lm
Luminous Efficacy Lamp	114 Lm/W
Design Mean Lumens	79800 Lm
Lumen Maintenance - 40% life	70 %

• Electrical Characteristics

Watts	1000 W
Lamp Voltage	263 V
Lamp Current	4.1 A

Ignition Time	120 (max) s
Re-ignition Time [min]	15 (max) min

• Environmental Characteristics

Mercury (Hg) Content	150.1 (max) mg
Picogram per Lumen Hour	176 p/LuHr

• UV-related Characteristics

Damage Factor D/fc	0.5 -
PET (NIOSH)	176 h500lx
UV A	18.11 mW/cm ²
UV B	0.11 mW/cm ²
UV C	0.01 mW/cm ²

• Luminaire Design Requirements

Cap-Base Temperature	154 (max) C
Bulb Temperature	251 (max) C

• Product Dimensions

Light Center Length L	9.5 in
Max Overall Length (MOL) - C	15.375 (max) in
Diameter D	7 in

• Product Data

Product number	415224
----------------	--------

Switch Start Metal Halide Standard

Full product name Switch Start MH Std 1000W BT56 CL
U
Short product name MH1000/U 6PK
Pieces per Sku 1
eop_pck_cfg 6

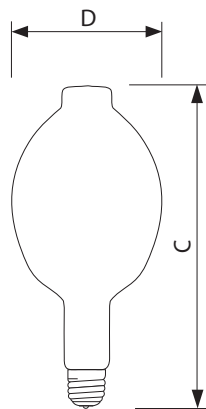
Skus/Case 6
Bar code on pack 46677415228
Bar code on case 50046677415223
Logistics code(s) 928601172501
eop_net_weight_pp 0.001 kg

Warnings and Safety

- R "WARNING: These lamps can cause serious skin burn and eye inflammation from short wave ultraviolet radiation if outer envelope of the lamp is broken or punctured. Do not use where people will


remain for more than a few minutes unless adequate shielding or other safety precautions are used. Certain lamps that will automatically extinguish when the outer envelope is broken or punctured are commercially available." This lamp complies with FDA radiation performance standard 21 CFR subchapter J. (USA:21 CFR 1040.30 Canada: SOR/DORS/80-381)

Dimensional drawing




E39/E40/41, BT-56

Product	C (Max)	D (Norm)
MH R 1000W/635 E39 BT56 CL U	15.375	7



E39



E39