

# 1000 Watt Pulse Start Lamp

# 56999 DATA SHEET



**UNI-FORM**  
PULSE START METAL HALIDE LIGHTING SYSTEMS

## MH 1000W/U/PS/740

### GENERAL Characteristics

Lamp Type	MH Pulse Start Single Ended
ANSI Code	M141/E
Bulb Shape	BT56
Base Type	Mogul (E39)
Bulb Finish	Clear
Rated Life (V)	12000 hours
Rated Life (H)	9000 hours
Operating Position	Universal

### ELECTRICAL

Lamp Watts	1000
Lamp Oper. Voltage (Nom.)	263

### SUSTAINABILITY

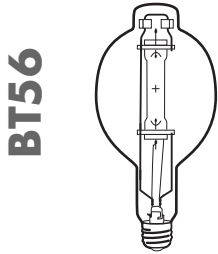
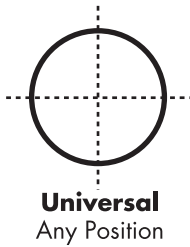
Mercury Amount (mg)	151.0
Picograms of Hg per Mean Lumen Hour (V)	137

### PHOTOMETRIC

Initial Lumens / LPW (V)	115000 / 115
Initial Lumens / LPW (H)	103500 / 104
Lamp Lumen Depreciation (LLD)	0.80 (80%) @ 4800 hours
Correlated Color Temperature	4000K
Chromaticity Coordinates (CIE-x,y)	.385 .390
Color Rendering Index (CRI) $R_a$	68

### NOTES

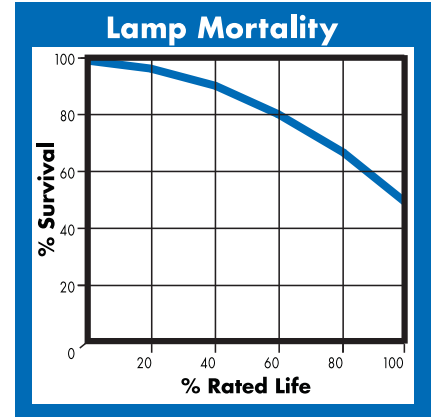
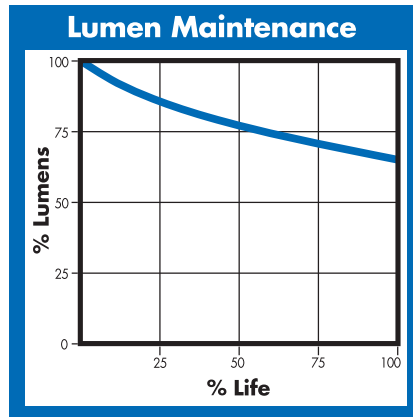
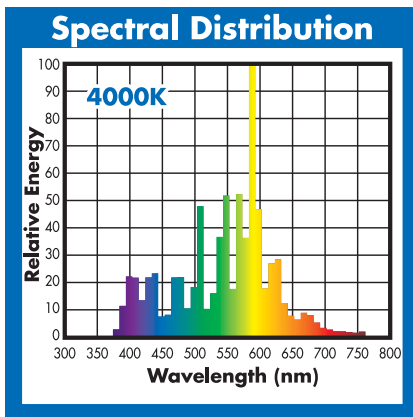
- Nominal color temperature rating is based on Vertical ( $\pm 15^\circ$ ) operation of the lamp. Off-vertical positions will result in higher color temperature.
- Product may contribute towards satisfying MR-Credit 4 under LEED.
- Minimum Starting Temperature:  $-40^\circ\text{C}/^\circ\text{F}$ .
- \* At minimum ANSI ballast input voltage.



Dia. = 7.0" (180mm)  
MOL = 15.3" (391mm)  
LCL = 9.5" (241mm)  
Base = Mogul (E39)

### PHYSICAL

Bulb Diameter	7.0" (180mm)
Max. Overall Length (MOL)	15.3" (391mm)
Light Center Length (LCL)	9.5" (241mm)
Effective Arc Length	90mm
Max. Base Temperature ( $^\circ\text{C}$ )	250
Max. Bulb Temperature ( $^\circ\text{C}$ )	400
Socket Pulse Rating (KV)	4
Luminaire Type	Enclosed Rated



**(800) 451-2606**

7905 Cochran Road, Suite 300  
Glenwillow, Ohio 44139 USA

E-mail: [Venture\\_Lighting@VentureLighting.com](mailto:Venture_Lighting@VentureLighting.com)

**VentureLighting.com**

THIS LAMP CONFORMS TO FEDERAL STANDARD 21 CFR 1040.30  
Complies with (CE), Low Voltage (CE), WEEE and RoHS Directives

**Warning:** This lamp can cause skin burn and eye inflammation from shortwave ultraviolet radiation if outer envelope of the lamp is broken or punctured. Do not use where people will remain for more than a few minutes unless adequate shielding or other safety precautions are used. Lamps that will automatically extinguish when outer envelope is broken or punctured are commercially available.