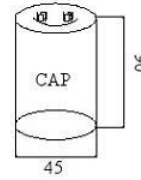
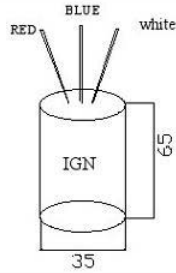
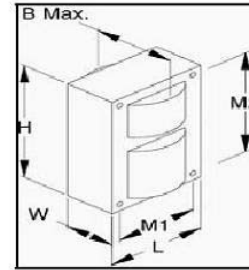
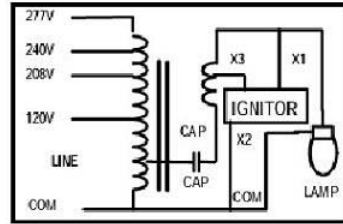


<b>Catalog#</b>	<b>BB-0200PSA6CA</b>
<b>Type:</b>	<b>200W Metal Halide Pulse Start</b>
<b>Voltage:</b>	<b>Quad(120/208/240/277)</b>

**General Information**

Lamp Type	200W MH Pulse Start
ANSI Designation	M136
Line Voltage(V)	120/208/240/277
Regulation	10%
Frequency(Hz)	60
Recommended Fuse(A)	6/4/3/3
Circuit Type	CWA
Insulation Class	180°C
Capacitor Value	13UF
Capacitor Voltage Rating	450V
Cap.Temp.Rating	105°C
Winding Materials(Pri/Sec)	Al/Al
Lamp Starter	BI-802 105°C
Agency Certification	
Maximum Distance to Lamp	2FT
Leads	155°C

**Wiring Diagram**



**Electrical Characteristics**

Line Volt (V)	Power Factor	Line Current (A)			Input Power (W)	Open Circuit Voltage (V)	Min Start Temp.	UL Temp. Code
		Operating	Open	Start				
120	High	2.20	2.4 - 0.7	4.2 - 1.1	232	265	-30°C	
208	High	1.25			232	265	-30°C	
240	High	1.10			232	265	-30°C	
277	High	0.95			232	265	-30°C	

**Physical Characteristics**

Overall Dimensions (Inches)				Mounting Holes (Inches)			Bracket Dimension (Inches)		Ballast Net Weight (KG)	Lead Length (Inches)
Length	Width	Height	B max.	Diameter	M1	M2	Length	Width		
2.81	2.75	3.94	3.90	0.25	2.44	3.50	5.50	1.25		

