

MHL 250W/C/H75/ED28/PS/737

GENERAL Characteristics

Lamp Type	MH Pulse Start Single Ended
ANSI Code	M138, M153/E
Bulb Shape	ED28
Base Type	Mogul (E39)
Bulb Finish	Coated
Rated Life	40000 hours
Operating Position	Horizontal $\pm 75^\circ$
Dimming	50% Rated Power

ELECTRICAL

Lamp Watts	250
Lamp Oper. Voltage (Nom.)	133

SUSTAINABILITY

Recycling Program	Smartpac® 800-451-2606
Picograms Hg per Mean Lumen Hour	56
MR-Credit 4 Reduced Mercury in Lamps	1 LEED point
EISA 2007 Compliant	Yes

SUPER PULSE START

Long Life (SPL)

Extended Life Lamps

PHOTOMETRIC

Initial Lumens	20900
Scotopic Lumens (S/P 1.7)	35000
Lumens Per Watt	84
Lamp Lumen Depreciation (LLD)	.86 (86%) @ 16000 hours
Correlated Color Temperature	3700K
Chromaticity Coordinates (CIE-x,y)	.395 .390
Color Rendering Index (CRI)	70

NOTES

Lamp performance ratings published in this data sheet are based on operation with approved electronic ballasts. Performance of position-rated lamps outside of their tolerances will result in poor performance. Minimum Starting Temperature: $-40^\circ\text{C}/^\circ\text{F}$. To calculate nighttime Scotopic lumens, multiply the lumen rating by the S/P ratio. **LEED V3, MR CREDIT 4: Sustainable Purchasing - Reduced Mercury in Lamps is awarded 1 point for projects which at least 90% of all mercury-containing lamps purchased during the performance period comply and meet the target for mercury content of 90 picograms per lumen-hour or less.

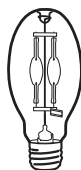
PHYSICAL

Bulb Diameter	3.5" (90mm)
Max. Overall Length (MOL)	8.3" (211mm)
Light Center Length (LCL)	5.0" (127mm)
Effective Arc Length	N/A
Max. Base Temperature ($^\circ\text{C}$)	210
Max. Bulb Temperature ($^\circ\text{C}$)	400
Socket Pulse Rating (KV)	4
Luminaire Type	Enclosed Rated

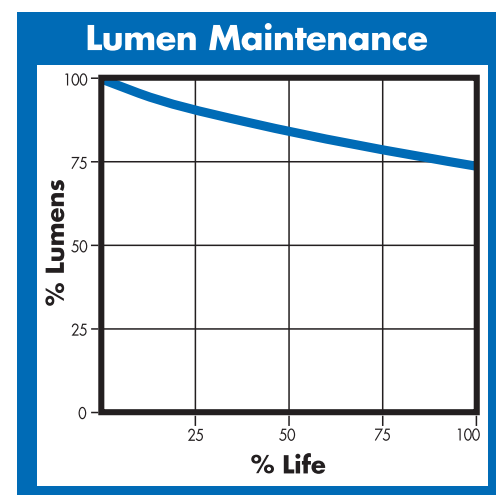
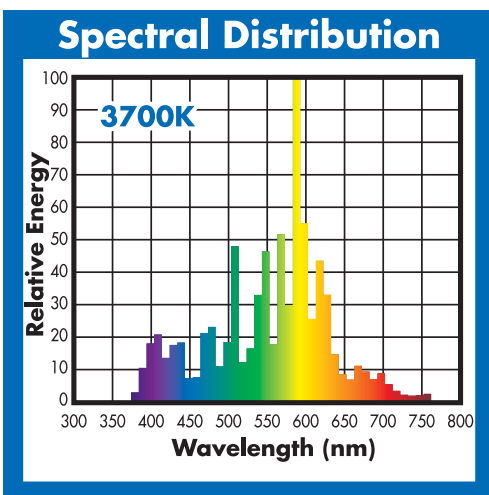
Patent Pending



ED28



Dia. = 3.5" (90mm)
 MOL = 8.3" (211mm)
 LCL = 5.0" (127mm)
 Base = Mogul (E39)



THIS LAMP CONFORMS TO FEDERAL STANDARD 21 CFR 1040.30

Warning: This lamp can cause skin burn and eye inflammation from shortwave ultraviolet radiation if outer envelope of the lamp is broken or punctured. Do not use where people will remain for more than a few minutes unless adequate shielding or other safety precautions are used. Lamps that will automatically extinguish when outer envelope is broken or punctured are commercially available.

This Product is Recyclable Through  Smartpac
 THE RECYCLING RESOURCE