

**ArcMAX**  
SB SERIES



MLVT14D



MLVT22D



MLVT24D



Intertek



**PRODUCT DESCRIPTION:**

The MaxLite ArcMAX™ Lay-In LED panels are LED replacements for fluorescent troffers in new or remodel construction. MaxLite's performance optic system, advanced light distribution and architectural styling delivers unprecedented value. High efficacy, excellent color rendering, and low glare combined with a sustainable construction positions these fixtures as ideal solutions for offices, schools, hospitals, retail, and other applications.

**FEATURES:**

- Available in 3500K, 4000K
- 50,000 Hr. life
- Dimming: 0-10V standard
- CRI: ≥80
- Available in 1'x4', 2'x2', and 2'x4'
- Ten year warranty

**CONSTRUCTION:**

- Steel housing and reflectors
- Angled interior end caps with powder coat finish
- External driver housing with rear access

**WARRANTY:**

10-year standard warranty with labor allowance\* (further details available at [www.maxlite.com/warranties](http://www.maxlite.com/warranties))  
\*Warranty Limitations: Product must be rated for the application per the Product Data Sheet (PDS); operated ≤ 16 hrs; in ambient of -29F to 104F.

\*Up to \$25/unit; labor allowances of up to \$500/unit available for purchase – contact MaxLite representative for details.




MODEL SELECTION (Full list of order codes on pg. 2)			Typical order example: MLVT22D3635/SB		
MLVT				SB	
FAMILY	SIZE	WATTAGE (NOMINAL)	CCT	VERSION	OPTIONS
MLVT= Volumetric Troffer	14D= 1' x 4' Dimmable	20= 20W <sup>2</sup> 40= 36W	35= 3500K 40= 4000K	SB= Single Basket Version	(OMIT)= None
	22D= 2' x 2' Dimmable	20= 20W <sup>2</sup> 36= 36W			'EM= Emergency Battery Backup
	24D= 2' x 4' Dimmable	30= 30W <sup>2</sup> 45= 45W			MS= Bi-Level Motion Sensor with Daylight Harvesting and Remote Control Capability


**NOTES:**

1. In the event of a power failure, the battery backup units switch to emergency mode and operates the fixture for a minimum of 90 minutes
2. 1x4 20W, 2x2 20W and 2x4 30W are DLC Premium qualified

**SPECIFICATIONS:**

		MLVT14D 2035/SB	MLVT14D 4035/SB	MLVT22D 2035/SB	MLVT22D 3635/SB	MLVT24D 3035/SB	MLVT24D 4535/SB
ITEM	SPECIFICATION	DETAILS					
GENERAL PERFORMANCE	Power (W)	20W	36W	20W	36W	30W	45W
	Lumens (lm)	2,540 lm	3,780 lm	2,540 lm	3,672 lm	3,810 lm	4,725 lm
	Efficacy (lm/W)	127 lm/W	105 lm/W	127 lm/W	102 lm/W	127 lm/W	105 lm/W
	CRI	≥80					
	Color Temperature (K)	3500K, 4000K					
	Color Consistency	Proprietary binning for uniform color					
	L70 Lifetime (hours)	> 50,000 Hrs.					
ELECTRICAL	Power Factor	0.9					
	Input Voltage	120-277V					
PHYSICAL	Housing	Steel/PC					
	Lens	Translucent White					
	Mounting	T-Grid Lay-in / Flange Kit / Surface Mount					
	Operating Temperature	-4°F to 104°F					
	Humidity	20-85% RH, non-condensing					
CERTIFICATION	Certification	ETL Listed, DLC*, FCC					
	Material Usage	RoHS compliant; no mercury					
	Environment	Damp listed					
	Warranty	10 year warranty*					


ACCESSORIES			
MODEL NUMBER	ORDER CODE	DESCRIPTION	IMAGE
MLSMKRT22D	71885	2X2 SURFACE MOUNT KIT	
MLSMKRT24D	71884	2X4 SURFACE MOUNT KIT	
MLFPPK1X4-215	99968	1X4 FLANGE KIT	
MLFPPK2X2-215	99969	2X2 FLANGE KIT	
MLFPPK2X4-215	99970	2X4 FLANGE KIT	

SENSOR	TECHNOLOGY	DIMMING	DAYLIGHT HARVESTING	REMOTE CONTROL	
MS	HIGH FREQUENCY	BI-LEVEL	SET POINT	YES	

**ORDERING:**

ORDER CODE	MODEL NUMBER	WATTAGE	CCT
14099894	MLVT14D2035/SB	20W	3500K
14099895	MLVT14D2035/SBMS		
14099896	MLVT14D2035/SBEM		
14099897	MLVT14D2040/SB		4000K
14099898	MLVT14D2040/SBMS		
14099899	MLVT14D2040/SBEM		
1409940	MLVT14D4035/SB	36W	3500K
1409942	MLVT14D4035/SBEM		
100175	MLVT14D4035/SBMS		
1409941	MLVT14D4040/SB		4000K
1409943	MLVT14D4040/SBEM		
100176	MLVT14D4040/SBMS		
14099882	MLVT22D2035/SB	20W	3500K
14099883	MLVT22D2035/SBMS		
14099884	MLVT22D2035/SBEM		
14099885	MLVT22D2040/SB		4000K
14099886	MLVT22D2040/SBMS		
14099887	MLVT22D2040/SBEM		
108140	MLVT22D3635/SB	36W	3500K
1409206	MLVT22D3635/SBEM		
100177	MLVT22D3635/SBMS		
108141	MLVT22D3640/SB		4000K
1409207	MLVT22D3640/SBEM		
100178	MLVT22D3640/SBMS		
14099888	MLVT24D3035/SB	30W	3500K
14099889	MLVT24D3035/SBMS		
14099890	MLVT24D3035/SBEM		
14099891	MLVT24D3040/SB		4000K
14099892	MLVT24D3040/SBMS		
14099893	MLVT24D3040/SBEM		
108142	MLVT24D4535/SB	45W	3500K
1409204	MLVT24D4535/SBEM		
100179	MLVT24D4535/SBMS		
108143	MLVT24D4540/SB		4000K
1409205	MLVT24D4540/SBEM		
100621	MLVT24D4540/SBMS		

**DIMENSIONS:**



PRODUCT	A	B	C
1x4	47.7"	11.9"	5.4"
2x2	23.7"	23.7"	3.54"
2x4	47.2"	23.7"	3.54"