



Switch Start Metal Halide Protected

Switch Start MH Protected 400W/640 EX39 ED37 CL

An efficient, protected "O" rated lighting solution that is suitable for open-rated fixtures. Ideal for both indoor and outdoor applications.

PHILIPS
sense and simplicity

Switch Start Metal Halide Protected

Product data

• General Characteristics

Base	Exclusionary Mogul Screw [Exclusionary Mogul Screw] Nic/Brass [Nickel/Brass Base]
Base Information	ED37
Bulb	Hard Glass
Bulb Material	Clear
Bulb Finish	Base Up +/-15D [Hanging +/-15D or Base Up (BU)]
Operating Position	General Lighting
Main Application	20000 hr
RatedAvgLife(See Family Notes)	
Energy Saving	Not Applicable

• Light Technical Characteristics

Color Code	640 [CCT of 4000K]
Color Rendering Index	65 Ra8
Color Designation	Cool White
Color Temperature	4000 K
Color Temperature technical	3650 (min), 4000 (nom), 4350 (max) K
Chromaticity Coor- dinate X	390 -
Chromaticity Coor- dinate Y	395 -
Initial Lumens	38000 Lm
Luminous Efficacy Lamp	95 Lm/W
Design Mean Lumens	26600 Lm

• Electrical Characteristics

Watts	400 W
Lamp Voltage	135 V
Lamp Current	3.25 A

Ignition Time	120 (max) s
Re-ignition Time [min]	15 (max) min

• Environmental Characteristics

Mercury (Hg) Content	65 (max) mg
-------------------------	-------------

• Luminaire Design Requirements

Cap-Base Tempera- ture	210 (max) C
Bulb Temperature	400 (max) C

• Product Dimensions

Light Center Length L	7 in
Max Overall Length (MOL) - C	11.5 (max) in
Diameter D	4.625 in

• Product Data

Product number	133322
Full product name	Switch Start MH Protected 400W/640 EX39 ED37 CL
Short product name	Switch St MH Prot 400W/640 EX39 ED37 CL
Pieces per Sku	1
eop_pck_cfg	6
Skus/Case	6
Bar code on pack	46677133320
Bar code on case	50046677133325
Logistics code(s)	928601157901
eop_net_weight_pp	0.001 kg

Warnings and Safety

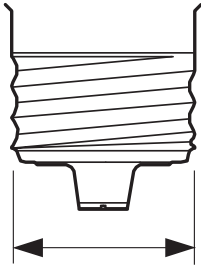
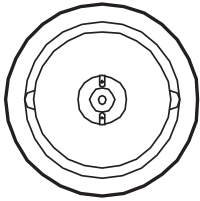
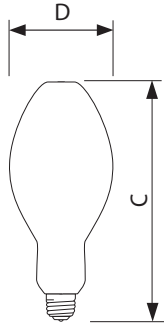
- R "WARNING: These lamps can cause serious skin burn and eye inflammation from short wave ultraviolet radiation if outer envelope of the lamp is broken or punctured. Do not use where people will

remain for more than a few minutes unless adequate shielding or other safety precautions are used. Certain lamps that will automatically extinguish when the outer envelope is broken or punctured are commercially available." This lamp complies with FDA radiation performance standard 21 CFR subchapter J. (USA:21 CFR 1040.30 Canada: SOR/DORS/80-381)

Dimensional drawing

EX39, ED-37

Product	C (Max)	D (Norm)
MP 400W/640 EX39 ED37 BU	11.5	4.625



Ø 39

EX39



© 2012 Koninklijke Philips Electronics N.V.
All rights reserved.

Specifications are subject to change without notice. Trademarks are the property of Koninklijke Philips Electronics N.V. or their respective owners.

www.philips.com/lighting

2012, February 1
data subject to change