

### MPC 210W/C/U/ED28/PS/930

#### GENERAL Characteristics

Lamp Type	MH Pulse Start Single Ended
ANSI Code	C183/O
Bulb Shape	ED28
Base Type	Mogul (EX39)
Bulb Finish	Coated
Rated Life	25000 hours
Operating Position	Universal
Dimming	50% Rated Power

#### ELECTRICAL

Lamp Watts	210
Lamp Oper. Voltage (Nom.)	100

#### SUSTAINABILITY

Recycling Program	Smartpac® 800-451-2606
-------------------	------------------------

#### NOTES

Lamp performance ratings published in this data sheet are based on operation with approved electronic ballasts. To calculate nighttime Scotopic lumens, multiply the lumen rating by the S/P ratio.



### SUPER PULSE START

### Ceramic (SPC)

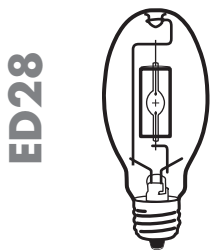
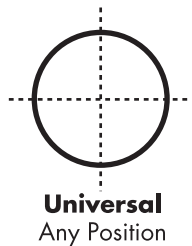
Ceramic Metal Halide

#### PHOTOMETRIC

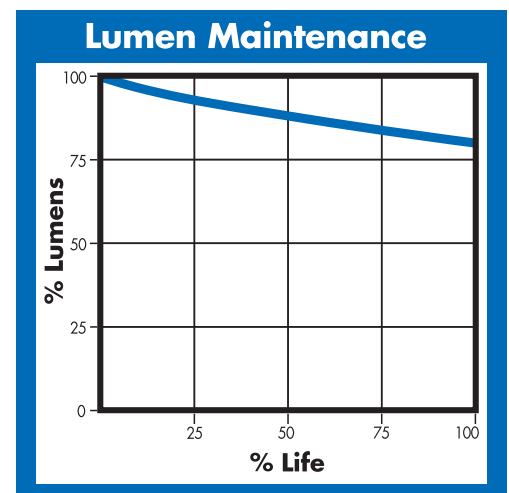
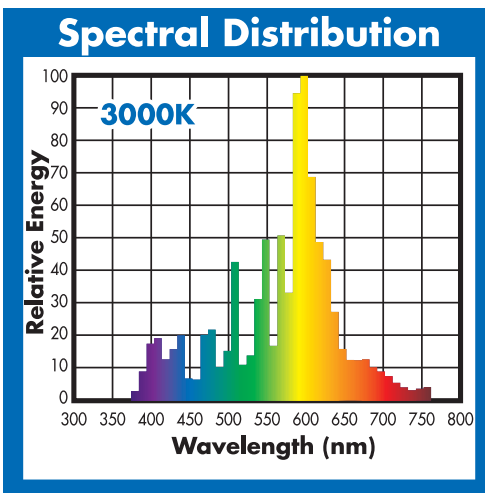
Initial Lumens	22100
Scotopic Lumens (S/P 1.4)	30900
Lumens Per Watt	105
Lamp Lumen Depreciation (LLD)	.90 (90%) @ 10000 hours
Correlated Color Temperature	3000K
Chromaticity Coordinates (CIE-x,y)	- -
Color Rendering Index (CRI)	90

#### PHYSICAL

Bulb Diameter	3.5" (90mm)
Max. Overall Length (MOL)	8.3" (211mm)
Light Center Length (LCL)	5.0" (127mm)
Effective Arc Length	N/A
Max. Base Temperature (°C)	210
Max. Bulb Temperature (°C)	400
Socket Pulse Rating (KV)	4
Luminaire Type	Open / Enclosed Rated



**ED28**  
Dia. = 3.5" (90mm)  
MOL = 8.3" (211mm)  
LCL = 5.0" (127mm)  
Base = Mogul (EX39)



THIS LAMP CONFORMS TO FEDERAL STANDARD 21 CFR 1040.30

**Warning:** This lamp can cause skin burn and eye inflammation from shortwave ultraviolet radiation if outer envelope of the lamp is broken or punctured. Do not use where people will remain for more than a few minutes unless adequate shielding or other safety precautions are used. Lamps that will automatically extinguish when outer envelope is broken or punctured are commercially available.

