

150 Watt Pulse Start Lamp

66526 DATA SHEET



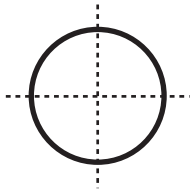
VENTURE
LIGHTING

UNI-FORM
PULSE START METAL HALIDE LIGHTING SYSTEMS

SUPER PULSE START

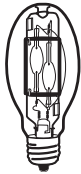
Long Life (SPL)

Extended Life Lamps



Universal
Any Position

ED28



Dia. = 3.5" (90mm)
MOL = 8.3" (211mm)
LCL = 5.0" (127mm)
Base = Mogul (EX39)

MPL 150W/U/ED28/PS/740

GENERAL Characteristics

Lamp Type	MH Pulse Start Single Ended
ANSI Code	M102/O
Bulb Shape	ED28
Base Type	Mogul (EX39)
Bulb Finish	Clear
Rated Life	40000 hours
Operating Position	Universal

PHOTOMETRIC

Initial Lumens	13300
Lumens Per Watt	89
Lamp Lumen Depreciation (LLD)	0.80 (80%) @ 16000 hours
Correlated Color Temperature	4000K
Chromaticity Coordinates (CIE-x,y)	.385 .390
Color Rendering Index (CRI) R_a	68

PHYSICAL

Bulb Diameter	3.5" (90mm)
Max. Overall Length (MOL)	8.3" (211mm)
Light Center Length (LCL)	5.0" (127mm)
Effective Arc Length	19.0 mm
Max. Base Temperature (°C)	210
Max. Bulb Temperature (°C)	400
Socket Pulse Rating (KV)	4
Luminaire Type	Open / Enclosed Rated

ELECTRICAL

Lamp Watts	150
Lamp Oper. Voltage (Nom.)	95

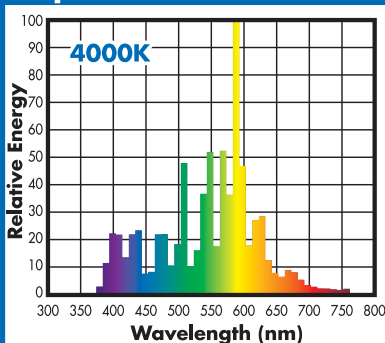
SUSTAINABILITY

Mercury Amount (mg)	19
Picograms of Hg per Mean Lumen Hour	45

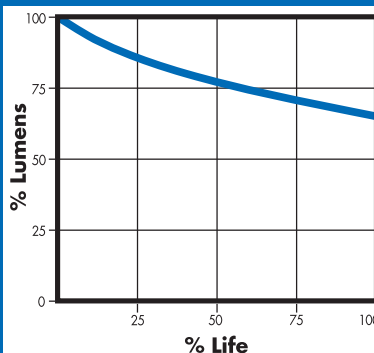
NOTES

- Lamp performance ratings published in this data sheet are based upon operation with approved electronic ballasts.
- Performance ratings of Universal lamps are based upon Vertical ($\pm 15^\circ$) operation.
- Minimum Starting Temperature: $-40^\circ\text{C}/^\circ\text{F}$.
- To calculate nighttime Scotopic lumens, multiply the lumen rating by the S/P ratio (1.7).

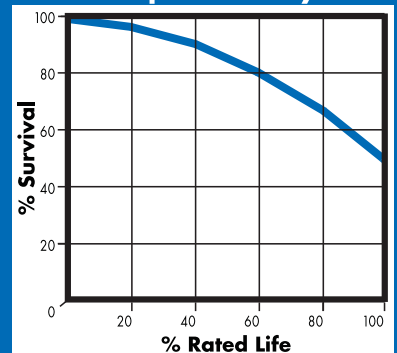
Spectral Distribution



Lumen Maintenance



Lamp Mortality



(800) 451-2606

Fax: (800) 451-2605

2451 Enterprise Parkway East

Twinsburg, Ohio 44087 USA

E-mail: venture@adlt.com

VentureLighting.com

THIS LAMP CONFORMS TO FEDERAL STANDARD 21 CFR 1040.30

Complies with (CE), Low Voltage (CE), WEEE and RoHS Directives

Warning: This lamp can cause skin burn and eye inflammation from shortwave ultraviolet radiation if outer envelope of the lamp is broken or punctured. Do not use where people will remain for more than a few minutes unless adequate shielding or other safety precautions are used. Lamps that will automatically extinguish when outer envelope is broken or punctured are commercially available.