

MS 250W/BU

GENERAL Characteristics

Lamp Type	Standard MH Single Ended
ANSI Code	M58/E
Bulb Shape	ED28
Base Type	Mogul (E39)
Bulb Finish	Clear
Rated Life	10000 hours
Operating Position	Base Up $\pm 15^\circ$
Dimming	50% Rated Power

PHOTOMETRIC

Initial Lumens	23000
Lumens Per Watt	92
Scotopic Lumens (S/P 1.7)	39000
Lamp Lumen Depreciation (LLD)	.65 (65%) @ 4000 hours
Correlated Color Temperature	4000K
Chromaticity Coordinates (CIE-x,y)	.385 .390
Color Rendering Index (CRI)	65

PHYSICAL

Bulb Diameter	3.5" (90mm)
Max. Overall Length (MOL)	8.3" (211mm)
Light Center Length (LCL)	5.0" (127mm)
Effective Arc Length	24.2 mm
Max. Base Temperature ($^\circ\text{C}$)	210
Max. Bulb Temperature ($^\circ\text{C}$)	400
Socket Pulse Rating (KV)	-
Luminaire Type	Enclosed Rated

ELECTRICAL

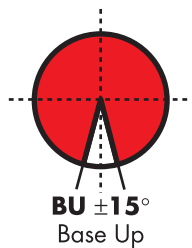
Lamp Watts	250
Lamp Oper. Voltage (Nom.)	133

SUSTAINABILITY

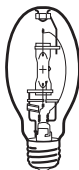
Recycling Program	Smartpac [®] 800-451-2606
-------------------	------------------------------------

NOTES

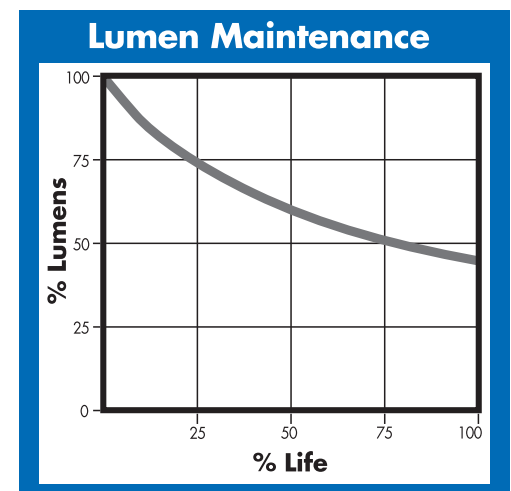
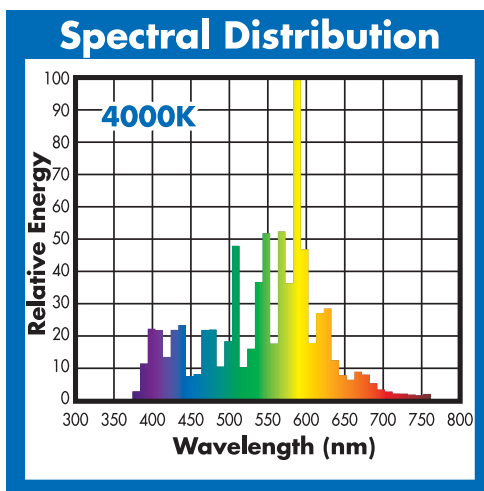
Lamp performance ratings published in this data sheet are based on operation with magnetic ballasts. Performance of position-rated lamps outside of their tolerances will result in poor performance. Dimming applicable only when lamp is installed in the Base Up $\pm 15^\circ$ (BU $\pm 15^\circ$) position. To calculate nighttime Scotopic lumens, multiply the lumen rating by the S/P ratio.



ED28



Dia. = 3.5" (90mm)
 MOL = 8.3" (211mm)
 LCL = 5.0" (127mm)
 Base = Mogul (E39)



THIS LAMP CONFORMS TO FEDERAL STANDARD 21 CFR 1040.30

Warning: This lamp can cause skin burn and eye inflammation from shortwave ultraviolet radiation if outer envelope of the lamp is broken or punctured. Do not use where people will remain for more than a few minutes unless adequate shielding or other safety precautions are used. Lamps that will automatically extinguish when outer envelope is broken or punctured are commercially available.

This Product is Recyclable Through  Smartpac[®]