


How to construct a wallplate model number

Use the following steps to order multi-gang, metal, and replacement wallplates

1. Product Code

NT Thin profile (D: 0.3in or 7.6mm)



N Wide profile (D: 0.65in or 16.5mm)



When ganging products together under a common wallplate the product's depth must be the same style (NT or N).

2. Insert Code(s)



The detachable face of the product is called an insert. Each product has its own Insert Code, see pgs. B5–B6 for a complete listing of model numbers and their insert codes.

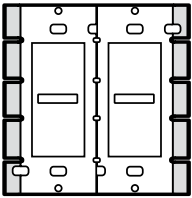
Select Insert Codes and add to model numbers in left to right order as if looking at the front of the wallplate (see example at the bottom of this page).



Inserts used in a fins broken application.
 From left to right:
 NovaT® (small control)
 Vareo® (small control)
 NovaT® (large control)

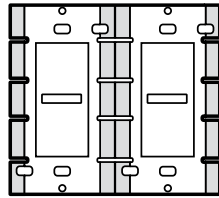
3. Ganging code

FB



Fins broken


NFB



No fins broken

Mixing small and large controls

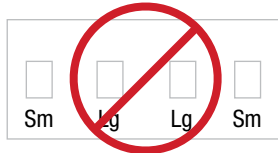

Correct: group small and large at either end



Incorrect: do not alternate small and large



4.5 in required for vertical installations



Determine whether controls need to use maximum load capacity or can be derated. Derating is the reduction of the maximum capacity (load) a unit can reliably handle when fins/side sections are removed. A scored section along each side of the mounting plate/fin is designed to be removed to facilitate ganging.

See pg. 170 for more information about your specific product's derated capacities. Note: If **any** controls are ganged under the same wallplate with no fins broken, then the ganging code is NFB.

4. Color code

Available colors

Colors (architectural matte finish) (3–5 days)*

WH White	GR Gray
BE Beige	TP Taupe
IV Ivory	BR Brown
AL Almond	BL Black
LA Light Almond	SI Sienna

Metals (special finishes) (4–6 weeks)†

SB Satin Brass	SC Satin Chrome
BB Bright Brass	SN Satin Nickel
BC Bright Chrome	BN Bright Nickel
QB Antique Brass	AU Gold Plated
QZ Antique Bronze	

Anodized aluminum

CLA Clear	BRA Brass
BLA Black	

Custom colors and finishes are available by providing Lutron® with a paint color number, swatch, or sample. Lutron can color match your controls. Contact Customer Service at 1.888.LUTRON1.

Multi-gang, screwless, seamless wallplates available—wallplate selector tool at www.lutron.com/lutron/wallplate.

CAD file downloads available at www.lutron.com/technical_info/cad.

*Most matte wallplates ship in 3-5 days; wider wallplates require additional time.

†Consult Lutron® Customer Service for pricing and delivery at 1.888.LUTRON1.

NT-SOL-FB-WH

NT-SOL-FB-WH