



Project: _____

Location: _____

Fixture Type: _____

Catalog Number: _____

AVAILABLE FINISHES:



Cascade

PD-41819

PRODUCT DESCRIPTION

A new aged brass finish updates the original Cascade design for a more refined take on minimalist glam. Each pendant illuminates bountifully while the etched caps punctuate each piece like a chic yet understated exclamation of luxury.

FEATURES

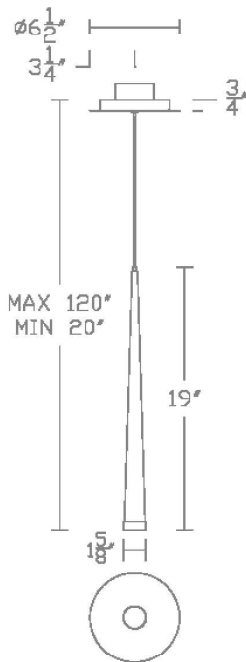
- Driver installed within the Junction Box, driver dimension: 2.8" x 1.3" x 1.2"
- CNC precision-cut etched diffuser
- Thin powered aircraft cables provide an ultra clean look for adjustable suspension height
- Can be mounted on a sloped ceiling

SPECIFICATIONS

Rated Life	50,000 Hours
Standards	ETL, cETL, Damp Location Listed
Input	120-277 VAC, 50/60Hz
Driver Dimension	2.8" x 1.3" x 1.2"
Dimming	ELV
Color Temp	3500K
CRI	90
Construction	Steel body with acrylic diffuser

REPLACEMENT PARTS

RPL-GLA-41819 - Glass



Model & Size	Color Temp	Finish	LED Watts	LED Lumens	Delivered Lumens
○ PD-41819 19"	3500K	○ AB Aged Brass	7.4W	428	420
	3500K	○ BK Black	7.4W	428	420
	3500K	○ PN Polished Nickel	7.4W	428	420

Example: **PD-41819-PN**

For custom requests please contact customs@modernforms.com



Project: _____

Location: _____

Fixture Type: _____

Catalog Number: _____

AVAILABLE FINISHES:



Cascade

PD-41828

PRODUCT DESCRIPTION

A new aged brass finish updates the original Cascade design for a more refined take on minimalist glam. Each pendant illuminates bountifully while the etched caps punctuate each piece like a chic yet understated exclamation of luxury.

FEATURES

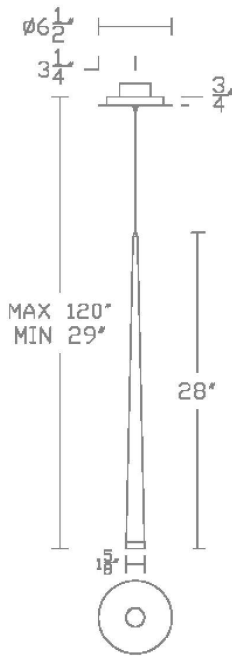
- Driver installed within the Junction Box, driver dimension: 2.8" x 1.3" x 1.2"
- CNC precision-cut etched diffuser
- Thin powered aircraft cables provide an ultra clean look for adjustable suspension height
- Can be mounted on a sloped ceiling

SPECIFICATIONS

Rated Life	50,000 Hours
Standards	ETL, cETL, Damp Location Listed
Input	120-277 VAC, 50/60Hz
Driver Dimension	2.8" x 1.3" x 1.2"
Dimming	ELV
Color Temp	3500K
CRI	90
Construction	Steel body with acrylic diffuser

REPLACEMENT PARTS

RPL-GLA-41819 - Glass



Model & Size	Color Temp	Finish	LED Watts	LED Lumens	Delivered Lumens
PD-41828 28"	3500K	AB Aged Brass	7.4W	428	420
	3500K	BK Black	7.4W	428	420
	3500K	PN Polished Nickel	7.4W	428	420

Example: **PD-41828-PN**

For custom requests please contact customs@modernforms.com



Project: _____

Location: _____

Fixture Type: _____

Catalog Number: _____

AVAILABLE FINISHES:



Cascade

PD-41837

PRODUCT DESCRIPTION

A new aged brass finish updates the original Cascade design for a more refined take on minimalist glam. Each pendant illuminates bountifully while the etched caps punctuate each piece like a chic yet understated exclamation of luxury.

FEATURES

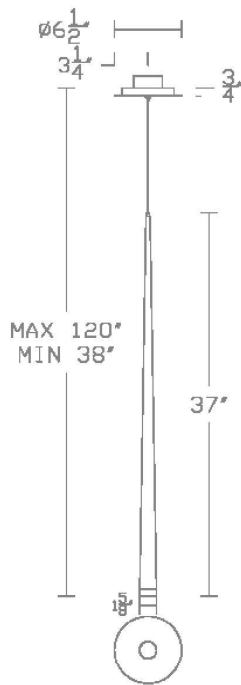
- Driver installed within the Junction Box, driver dimension: 2.8" x 1.3" x 1.2"
- CNC precision-cut etched diffuser
- Thin powered aircraft cables provide an ultra clean look for adjustable suspension height
- Can be mounted on a sloped ceiling

SPECIFICATIONS

Rated Life	50,000 Hours
Standards	ETL, cETL, Damp Location Listed
Input	120-277 VAC, 50/60Hz
Driver Dimension	2.8" x 1.3" x 1.2"
Dimming	ELV
Color Temp	3500K
CRI	90
Construction	Steel body with acrylic diffuser

REPLACEMENT PARTS

RPL-GLA-41819 - Glass



Model & Size	Color Temp	Finish	LED Watts	LED Lumens	Delivered Lumens
PD-41837 37"	3500K	AB Aged Brass	7.4W	428	420
	3500K	BK Black	7.4W	428	420
	3500K	PN Polished Nickel	7.4W	428	420

Example: **PD-41837-PN**

For custom requests please contact customs@modernforms.com