



# LED PLL Tube Lights, 2G11 Base, Frosted

Sizes 9, 13, 16 & 22 inch – 9 to 22 Watts – 100 to 277VAC – 110° Wide Beam – 2750K to 5600K



## FEATURES

- 3 Year LEDtronics Warranty
- Lumen Maintenance over 70% @ up to 40,000 Hours
- Energy Savings of up to 70% over Fluorescents
- Choice of 4 Colors: Warm, Medium, Natural & Pure White
- Solid State – Shock & Vibration Proof
- High Lumen, High CRI, Even Lighting
- IP54: Water Splashed from Any Direction Has No Harmful Effect
- No Buzzing, No Flickering, No Heat
- No UV or IR Radiation, No RF Interference
- No Glass, No Mercury – RoHS Compliant
- Options: Other Colors/Wattages/Sizes Available

## APPLICATIONS

- Direct Retrofit with Simple Ballast Bypass into 4-Pin, In-line PLL Fluorescent Fixtures
- Ceiling Lights in Offices, Schools, Hallways
- Retail Store Display Lighting
- Undercabinet Lighting
- Sign Backlighting
- Wall Sconce Lighting
- Workspace or Cube Lighting

Over 30 Years of LEDtronics Design, Engineering & Manufacturing Experience

WWW.LEDTRONICS.COM


22 inch  
18 & 22 Watts



16 inch  
14 Watts

13 inch  
12 Watts

9 inch  
9 Watts



Optional Accessory:  
Mounting Support Clip Holder  
MTG-CLIP-23452-A



LOG 471 / Rev 07-2015

# LEDTRONICS®

Creating the Future of LED Light Since 1983™



© 2015 LEDtronics, Inc.

23105 Kashiwa Court, Torrance, CA 90505  
 Phone: (800) 579.4875 / (310) 534.1505  
 Fax: (310) 534.1424  
 E-mail: info@ledtronics.com  
 Website: ledtronics.com



To order LEDtronics products,  
contact the Distributor or Sales Representative in your area.

Visit our website to find your local Distributor or Representative  
from our worldwide network:

LEDTRONICS.COM

Check LEDTRONICS.COM for latest data.  
Printed material may be outdated.

# LED PLL Tube Light, 4-Pin 2G11 Base, Frosted: 9 & 13 inch



9 inch



13 inch

## 9 Watts

Replaces Fluorescent PLLs up to 18W

- PLL09SM-09W-XIW-101WF (Warm White, Available Option Option)
- PLL09SM-09W-XMW-101WF (Medium White, Available Option)
- PLL09SM-09W-XWW-101WF (Natural White)
- PLL09SM-09W-XPW-101WF (Pure White, Available Option)


| LED Emitted Color  | Warm White                                       | Medium White | Natural White | Pure White  |
|--------------------|--------------------------------------------------|--------------|---------------|-------------|
| Color Temp. (CCT)  | 2750K~3250K                                      | 3000K~3400K  | 3800K~4300K   | 5000K~5600K |
| Input Power        | 9 Watts                                          |              |               |             |
| Input Voltage      | 100~277VAC (Tested @ 120VAC)                     |              |               |             |
| Input Current      | 0.074 A                                          |              |               |             |
| Total Lumens       | 870 lm                                           |              |               |             |
| Max. Candela       | 258 cd                                           |              |               |             |
| Efficacy           | 98 lm/W                                          |              |               |             |
| Power Factor       | 1.0                                              |              |               |             |
| Illumination Angle | 110° x 130°                                      |              |               |             |
| CRI                | >80                                              |              |               |             |
| Housing            | Aluminum / Silver Color                          |              |               |             |
| Lens               | Polycarbonate / Frosted White                    |              |               |             |
| LEDs               | Epistar SMD2835                                  |              |               |             |
| Protection Rating  | IP54                                             |              |               |             |
| Oper. Temperature  | -4°F ~ +122°F / -20°C ~ +50°C                    |              |               |             |
| Dimensions         | L8.88 x W1.68 x D0.90 inch / L225 x W43 x D23 mm |              |               |             |
| Weight             | 0.25 lbs / 4 oz / 113.4 g                        |              |               |             |

## 13 Watts

Replaces Fluorescent PLLs up to 24W


- PLL13SM-12W-XIW-101WF (Warm White, Available Option)
- PLL13SM-12W-XMW-101WF (Medium White, Available Option)
- PLL13SM-12W-XWW-101WF (Natural White)
- PLL13SM-12W-XPW-101WF (Pure White, Available Option)

| LED Emitted Color  | Warm White                                        | Medium White | Natural White | Pure White  |
|--------------------|---------------------------------------------------|--------------|---------------|-------------|
| Color Temp. (CCT)  | 2750K~3250K                                       | 3000K~3400K  | 3800K~4300K   | 5000K~5600K |
| Input Power        | 12 Watts                                          |              |               |             |
| Input Voltage      | 100~277VAC (Tested @ 120VAC)                      |              |               |             |
| Input Current      | 0.100 A                                           |              |               |             |
| Total Lumens       | 1180 lm                                           |              |               |             |
| Max. Candela       | 350 cd                                            |              |               |             |
| Efficacy           | 100 lm/W                                          |              |               |             |
| Power Factor       | 0.98                                              |              |               |             |
| Illumination Angle | 105° x 130°                                       |              |               |             |
| CRI                | >80                                               |              |               |             |
| Housing            | Aluminum / Silver Color                           |              |               |             |
| Lens               | Polycarbonate / Frosted White                     |              |               |             |
| LEDs               | Epistar SMD2835                                   |              |               |             |
| Protection Rating  | IP54                                              |              |               |             |
| Oper. Temperature  | -4°F ~ +122°F / -20°C ~ +50°C                     |              |               |             |
| Dimensions         | L12.62 x W1.68 x D0.90 inch / L321 x W43 x D23 mm |              |               |             |
| Weight             | 0.36 lbs / 5.76 oz / 136.3 g                      |              |               |             |



TOP VIEW

BOTTOM VIEW



# LED PLL Tube Light, 4-Pin 2G11 Base, Frosted: 16 inch



16 inch

## 15 Watts – Replaces Fluorescent PLLs up to 36W

**PLL16SM-15W-XIW-101WF** (Warm White, Available Option)

**PLL16SM-15W-XMW-101WF** (Medium White, Available Option)

**PLL16SM-15W-XWW-101WF** (Natural White)

**PLL16SM-15W-XPW-101WF** (Pure White, Available Option)

|                           |                                                   |              |               |             |
|---------------------------|---------------------------------------------------|--------------|---------------|-------------|
| <b>LED Emitted Color</b>  | Warm White                                        | Medium White | Natural White | Pure Whitew |
| <b>Color Temp. (CCT)</b>  | 2750K~3250K                                       | 3000K~3400K  | 3800K~4300K   | 5000K~5600K |
| <b>Input Power</b>        | 15 Watts                                          | 15 Watts     | 14 Watts      | 15 Watts    |
| <b>Input Voltage</b>      | 100~277VAC (Tested @ 120VAC)                      |              |               |             |
| <b>Input Current</b>      |                                                   |              |               | 0.139 A     |
| <b>Total Lumens</b>       |                                                   |              |               | 1315 lm     |
| <b>Max. Candela</b>       |                                                   |              |               | 433 cd      |
| <b>Efficacy</b>           |                                                   |              |               | 93 lm/W     |
| <b>Power Factor</b>       |                                                   |              |               | 0.99        |
| <b>Illumination Angle</b> | 105° x 115°                                       |              |               |             |
| <b>CRI</b>                | >80                                               |              |               |             |
| <b>Housing</b>            | Aluminum / Silver Color                           |              |               |             |
| <b>Lens</b>               | Polycarbonate / Frosted White                     |              |               |             |
| <b>LEDs</b>               | Epistar SMD2835                                   |              |               |             |
| <b>Protection Rating</b>  | IP54                                              |              |               |             |
| <b>Oper. Temperature</b>  | -4°F ~+122°F / -20°C ~+50°C                       |              |               |             |
| <b>Dimensions</b>         | L16.12 x W1.68 x D0.90 inch / L409 x W43 x D23 mm |              |               |             |
| <b>Weight</b>             | 0.44 lbs / 7 oz / 199.6 g                         |              |               |             |



# LED PLL Tube Light, 4-Pin 2G11 Base, Frosted: 22 inch



22 inch

## 18 Watts

Replaces Fluorescent PLLs up to 40W

- PLL22SM-18W-XIW-101WF (Warm White, Available Option)
- PLL22SM-18W-XMW-101WF (Medium White)
- PLL22SM-18W-XWW-101WF (Natural White)
- PLL22SM-18W-XPW-101WF (Pure White, Available Option)

| LED Emitted Color  | Warm White                                        | Medium White | Natural White | Pure White  |
|--------------------|---------------------------------------------------|--------------|---------------|-------------|
| Color Temp. (CCT)  | 2750K~3250K                                       | 3000K~3400K  | 3800K~4300K   | 5000K~5600K |
| Input Power        | 18 Watts                                          | 18 Watts     | 17 Watts      | 18 Watts    |
| Input Voltage      | 100~277VAC (Tested @ 120VAC)                      |              |               |             |
| Input Current      | 0.152 A                                           |              | 0.144 A       |             |
| Total Lumens       | 1670 lm                                           |              | 1747 lm       |             |
| Max. Candela       | 522 cd                                            |              | 524 cd        |             |
| Efficacy           | 92 lm/W                                           |              | 101 lm/W      |             |
| Power Factor       | 0.98                                              |              | 0.99          |             |
| Illumination Angle | 110° x 125°                                       |              |               |             |
| CRI                | >80                                               |              |               |             |
| Housing            | Aluminum / Silver Color                           |              |               |             |
| Lens               | Polycarbonate / Frosted White                     |              |               |             |
| LEDs               | Epistar SMD2835                                   |              |               |             |
| Protection Rating  | IP54                                              |              |               |             |
| Oper. Temperature  | -4°F ~ +122°F / -20°C ~ +50°C                     |              |               |             |
| Dimensions         | L21.12 x W1.68 x D0.90 inch / L536 x W43 x D23 mm |              |               |             |
| Weight             | 0.55 lbs / 8.8 oz / 249.5 g                       |              |               |             |

## 22 Watts

Replaces Fluorescent PLLs up to 55W

- PLL22SM-22W-XIW-101WF (Warm White, Available Option)
- PLL22SM-22W-XMW-101WF (Medium White, Available Option)
- PLL22SM-22W-XWW-101WF (Natural White)
- PLL22SM-22W-XPW-101WF (Pure White, Available Option)

| LED Emitted Color  | Warm White                                        | Medium White | Natural White | Pure White  |
|--------------------|---------------------------------------------------|--------------|---------------|-------------|
| Color Temp. (CCT)  | 2750K~3250K                                       | 3000K~3400K  | 3800K~4300K   | 5000K~5600K |
| Input Power        | 22 Watts                                          |              |               |             |
| Input Voltage      | 100~277VAC (Tested @ 120VAC)                      |              |               |             |
| Input Current      |                                                   |              |               | 0.181 A     |
| Total Lumens       | 2159 lm                                           |              |               |             |
| Max. Candela       | 626 cd                                            |              |               |             |
| Efficacy           | 99 lm/W                                           |              |               |             |
| Power Factor       | 1.0                                               |              |               |             |
| Illumination Angle | 110° x 130°                                       |              |               |             |
| CRI                | >80                                               |              |               |             |
| Housing            | Aluminum / Silver Color                           |              |               |             |
| Lens               | Polycarbonate / Frosted White                     |              |               |             |
| LEDs               | Epistar SMD2835                                   |              |               |             |
| Protection Rating  | IP54                                              |              |               |             |
| Oper. Temperature  | -4°F ~ +122°F / -20°C ~ +50°C                     |              |               |             |
| Dimensions         | L21.12 x W1.68 x D0.90 inch / L536 x W43 x D23 mm |              |               |             |
| Weight             | 0.55 lbs / 8.8 oz / 249.5 g                       |              |               |             |

