

PrevaLED® Linear and Area LED Modules



High efficacy solutions for diffuse ambient lighting



Key Features & Benefits

- High efficacy up to 173 LPW*
- Parallel design for serial wiring
- Poke in wire connectors
- Operate on single or multi channel power supplies
- Delivers even and diffuse light
- Thermally independent requiring no additional heat sinking
- Color variation within MacAdam 3-step ellipse
- Compatible with dimming systems
- Alternative to fluorescent sources
- Service life: Greater than 60,000 hours (L₇₀) minimizing maintenance frequency
- Optimally paired with OPTOTRONIC Constant Current LED Power Supplies

*Higher LPW is possible at lower drive currents

The PrevaLED Linear and Area LED module family, consisting of Line, Bar and Area boards, offers innovative solutions for a variety of ambient lighting applications. The boards consist of multiple low-power, high efficacy LEDs in a precise layout eliminating the need for supplemental heat sinking and delivering 121 to 142 lumens per watt in a variety of color temperatures. The boards produce an even and diffuse light that reduces the need for multiple optical layers, simplifying the luminaire design and maximizing optical efficiency. These modules offer a long-life, energy-efficient, and economical alternative to linear fluorescent sources.

The PrevaLED Line, Bar and Area LED Modules are designed for optimum performance when paired with OPTOTRONIC® constant current power supplies for maximum system efficiency and life expectancy.

Product Offering

Module	Dimensions	Nominal Lumens	CCT
PrevaLED Line	11" x 0.7"	920 - 1260	2700K, 3000K, 3500K, 4000K, 5000K
	11" x 1.5"	1120 - 1260	3000K, 3500K, 4000K, 5000K
	11.4" x 0.7"	1030 - 1110	3000K, 3500K, 4000K
	22" x 0.7"	1030 - 2300	3000K, 3500K, 4000K, 5000K
	22" x 0.9"	2060 - 2300	3000K, 3500K, 4000K, 5000K
PrevaLED Bar	22" x 1.6"	3920 - 4200	3500K, 4000K, 5000K
	5.2" x 1.9"	550 - 620	3000K, 3500K, 4000K, 5000K
	7" x 1.5"	700 - 840	2700K, 3000K, 3500K, 4000K, 5000K
	7.9" x 1.9"	790 - 890	3000K, 3500K, 4000K, 5000K
	9" x 1.5"	930 - 1050	3000K, 3500K, 4000K, 5000K
	11" x 1.5"	1120 - 1260	3000K, 3500K, 4000K, 5000K
	11" x 1.9"	1060 - 1190	3000K, 3500K, 4000K, 5000K
	11.4" x 1.5"	920 - 1260	2700K, 3000K, 3500K, 4000K, 5000K
PrevaLED Area	22" x 1.9"	2130 - 2390	3000K, 3500K, 4000K, 5000K
	8.7" x 8.7"	1140 - 2220	3000K, 3500K, 4000K
	10.6" x 10.6"	1060 - 1140	3000K, 4000K
	20.8" x 20.8"	4200 - 4720	3000K, 4000K, 5000K


Application Information

Applications

- Accent/decorative lighting
- General lighting
- Office lighting
- Task lighting
- Undercabinet lighting

Specifications and Certifications

 The OSRAM PrevaLED Line, Bar and Area Families are UL8750 Recognized for US and Canada Class 2 Units (UL File # E320662)

 For PrevaLED PLVG1 Bar, Area and 22" x 0.9" Line only



Catalog #	Type
Project	
Comments	
Prepared by	

Ordering Information

PrevaLED® Line

Item Number	Ordering Abbreviation	Nominal Wattage (W)*	Input Voltage (V)	Operating Current		Dimensions (in)	No. of LED Rows	Nominal Lumens (lm)*	Color Temperature	CRI	Nominal LPW	Case Quantity
				Nominal (mA)	Max. (mA)							
Ideal for general illumination troffers, pendants and other narrow linear luminaires												
72099	PLPG2-Lin-1100-927-280x19-DC	9	32	255	430	11" x 0.75"	1	920	2700K	>90	110	40
73604	PLPG2-Lin-1100-830-280x19-DC	9	32	255	430	11" x 0.75"	1	1120	3000K	>80	125	40
73605	PLPG2-Lin-1100-835-280x19-DC	9	32	255	430	11" x 0.75"	1	1170	3500K	>80	131	40
73606	PLPG2-Lin-1100-840-280x19-DC	9	32	255	430	11" x 0.75"	1	1200	4000K	>80	135	40
73607	PLPG2-Lin-1100-850-280x19-DC	9	32	255	430	11" x 0.75"	1	1260	5000K	>80	141	40
73600	PLPG2-Lin-1100-830-280x38-DC	9	32	255	430	11" x 1.5"	1	1120	3000K	>80	125	40
73601	PLPG2-Lin-1100-835-280x38-DC	9	32	255	430	11" x 1.5"	1	1170	3500K	>80	131	40
73602	PLPG2-Lin-1100-840-280x38-DC	9	32	255	430	11" x 1.5"	1	1200	4000K	>80	135	40
73603	PLPG2-Lin-1100-850-280x38-DC	9	32	255	430	11" x 1.5"	1	1260	5000K	>80	141	40
72654	PLVG1-Lin-1100-830-289x18	8	44	190	290	11.4" x 0.7"	1	1030	3000K	>80	123	40
72655	PLVG1-Lin-1100-835-289x18	8	44	190	290	11.4" x 0.7"	1	1080	3500K	>80	129	40
72656	PLVG1-Lin-1100-840-289x18	8	44	190	290	11.4" x 0.7"	1	1110	4000K	>80	132	40
73612	PLVG1-Lin-1100-830-560x18-4C	8	44	190	290	22" x 0.7"	1	1030	3000K	>80	123	40
73613	PLVG1-Lin-1100-835-560x18-4C	8	44	190	290	22" x 0.7"	1	1080	3500K	>80	129	40
72662	PLVG1-Lin-1100-840-560x18-4C	8	44	190	290	22" x 0.7"	1	1110	4000K	>80	132	40
73012	PLVG1-Lin-1100-850-560x18-4C	8	44	190	290	22" x 0.7"	1	1150	5000K	>80	137	40
73608	PLVG1-Lin-2200-830-560x24	17	44	380	570	22" x 0.7"	1	2060	3000K	>80	123	40
73609	PLVG1-Lin-2200-835-560x18-4C	17	44	380	570	22" x 0.7"	1	2160	3500K	>80	129	40
73610	PLVG1-Lin-2200-840-560x18-4C	17	44	380	570	22" x 0.7"	1	2210	4000K	>80	132	40
73611	PLVG1-Lin-2200-850-560x18-4C	17	44	380	570	22" x 0.7"	1	2300	5000K	>80	137	40
72438	PLVG1-Lin-2200-830-560x24	17	44	380	570	22" x 0.9"	1	2060	3000K	>80	123	40
72455	PLVG1-Lin-2200-835-560x24	17	44	380	570	22" x 0.9"	1	2160	3500K	>80	129	40
72464	PLVG1-Lin-2200-840-560x24	17	44	380	570	22" x 0.9"	1	2210	4000K	>80	132	40
72472	PLVG1-Lin-2200-850-560x24	17	44	380	570	22" x 0.9"	1	2300	5000K	>80	137	40
73653	PLVG1-Lin-4000-835-560x40	32	44	710	800	22" x 1.6"	1	3920	3500K	>80	123	40
73654	PLVG1-Lin-4000-840-560x40	32	44	710	800	22" x 1.6"	1	4020	4000K	>80	126	40
73655	PLVG1-Lin-4000-850-560x40	32	44	710	800	22" x 1.6"	1	4200	5000K	>80	131	40

PrevaLED Bar

Item Number	Ordering Abbreviation	Nominal Wattage (W)*	Input Voltage (V)	Operating Current		Dimensions (in)	No. of LED Rows	Nominal Lumens (lm)*	Color Temperature	CRI	Nominal LPW	Case Quantity
				Nominal (mA)	Max. (mA)							
Ideal for small sconces												
72714	PLVG1-Bar-590-830-132x48-DC	5	44	103	140	5.2" x 1.9"	3	550	3000K	>80	121	40
72715	PLVG1-Bar-590-835-132x48-DC	5	44	103	140	5.2" x 1.9"	3	580	3500K	>80	128	40
72716	PLVG1-Bar-590-840-132x48-DC	5	44	103	140	5.2" x 1.9"	3	600	4000K	>80	131	40
72717	PLVG1-Bar-590-850-132x48-DC	5	44	103	140	5.2" x 1.9"	3	620	5000K	>80	137	40
73582	PLPG2-Bar-800-827-178x38-DC	6	32	170	290	7" x 1.5"	3	700	2700K	>80	117	40
73583	PLPG2-Bar-800-830-178x38-DC	6	32	170	290	7" x 1.5"	3	750	3000K	>80	125	40
73584	PLPG2-Bar-800-835-178x38-DC	6	32	170	290	7" x 1.5"	3	780	3500K	>80	131	40
73585	PLPG2-Bar-800-840-178x38-DC	6	32	170	290	7" x 1.5"	3	800	4000K	>80	135	40
73586	PLPG2-Bar-800-850-178x38-DC	6	32	170	290	7" x 1.5"	3	840	5000K	>80	141	40
72718	PLVG1-Bar-845-830-200x48-DC	6	35	181	290	7.9" x 1.9"	3	790	3000K	>80	124	40
72719	PLVG1-Bar-845-835-200x48-DC	6	35	181	290	7.9" x 1.9"	3	830	3500K	>80	130	40
72720	PLVG1-Bar-845-840-200x48-DC	6	35	181	290	7.9" x 1.9"	3	850	4000K	>80	134	40
72721	PLVG1-Bar-845-850-200x48-DC	6	35	181	290	7.9" x 1.9"	3	890	5000K	>80	140	40
Ideal for general illumination troffer, slot and other luminaires												
73578	PLPG2-Bar-1000-830-229x38-DC	8	26	255	430	9" x 1.5"	3	930	3000K	>80	125	40
73579	PLPG2-Bar-1000-835-229x38-DC	8	26	255	430	9" x 1.5"	3	980	3500K	>80	131	40
73580	PLPG2-Bar-1000-840-229x38-DC	8	26	255	430	9" x 1.5"	3	1000	4000K	>80	135	40
73581	PLPG2-Bar-1000-850-229x38-DC	8	26	255	430	9" x 1.5"	3	1050	5000K	>80	141	40
73574	PLPG2-Bar-1100-830-280x38-DC	9	32	255	430	11" x 1.5"	3	1120	3000K	>80	125	40
73575	PLPG2-Bar-1100-835-280x38-DC	9	32	255	430	11" x 1.5"	3	1170	3500K	>80	131	40
73576	PLPG2-Bar-1100-840-280x38-DC	9	32	255	430	11" x 1.5"	3	1200	4000K	>80	135	40
73577	PLPG2-Bar-1100-850-280x38-DC	9	32	255	430	11" x 1.5"	3	1260	5000K	>80	141	40
72706	PLVG1-Bar-1100-830-280x48-DC	8	32	255	430	11" x 1.9"	3	1060	3000K	>80	126	40
72707	PLVG1-Bar-1100-835-280x48-DC	8	32	255	430	11" x 1.9"	3	1120	3500K	>80	132	40
72708	PLVG1-Bar-1100-840-280x48-DC	8	32	255	430	11" x 1.9"	3	1150	4000K	>80	135	40
72709	PLVG1-Bar-1100-850-280x48-DC	8	32	255	430	11" x 1.9"	3	1190	5000K	>80	141	40
72087	PLPG2-Bar-1100-927-289x38-DC	9	32	255	430	11.4" x 1.5"	3	920	2700K	>90	110	40
73570	PLPG2-Bar-1100-830-289x38-DC	9	32	255	430	11.4" x 1.5"	3	1120	3000K	>80	125	40
73571	PLPG2-Bar-1100-835-289x38-DC	9	32	255	430	11.4" x 1.5"	3	1170	3500K	>80	131	40
73572	PLPG2-Bar-1100-840-289x38-DC	9	32	255	430	11.4" x 1.5"	3	1200	4000K	>80	135	40
73573	PLPG2-Bar-1100-850-289x38-DC	9	32	255	430	11.4" x 1.5"	3	1260	5000K	>80	141	40
73656	PLVG1-Bar-2200-830-560x48-DC2	17	44	380	570	22" x 1.9"	3	2130	3000K	>80	123	40
73657	PLVG1-Bar-2200-835-560x48-DC2	17	44	380	570	22" x 1.9"	3	2240	3500K	>80	129	40
73658	PLVG1-Bar-2200-840-560x48-DC2	17	44	380	570	22" x 1.9"	3	2300	4000K	>80	132	40
73659	PLVG1-Bar-2200-850-560x48-DC2	17	44	380	570	22" x 1.9"	3	2390	5000K	>80	138	40

* Nominal rating at board Tc of 35°C (±5°)

Ordering Information (continued)

PrevaLED Area

Item Number	Ordering Abbreviation	Nominal Wattage (W)*	Input Voltage (V)	Operating Current		Dimensions (in)	No. of LED Rows	Nominal Lumens (lm)*	Color Temperature	CRI	Nominal Case	
				Nominal (mA)	Max. (mA)						LPW	Quantity
Ideal for general illumination luminaires for commercial and industrial applications												
72722	PLVG1-Ar-1100-830-221x221-DC	8	35	230	430	8.7" x 8.7"	Panel	1060	3000K	>80	131	40
72723	PLVG1-Ar-1100-835-221x221-DC	8	35	230	430	8.7" x 8.7"	Panel	1110	3500K	>80	138	40
72724	PLVG1-Ar-1100-840-221x221-DC	8	35	230	430	8.7" x 8.7"	Panel	1140	4000K	>80	141	40
72725	PLVG1-Ar-2200-830-221x221-DC	17	30	565	720	8.7" x 8.7"	Panel	2060	3000K	>80	121	40
72726	PLVG1-Ar-2200-835-221x221-DC	17	30	565	720	8.7" x 8.7"	Panel	2160	3500K	>80	127	40
72727	PLVG1-Ar-2200-840-221x221-DC	17	30	565	720	8.7" x 8.7"	Panel	2220	4000K	>80	131	40
72728	PLVG1-Ar-1100-830-270x270-DC	8	35	230	430	10.6" x 10.6"	Panel	1060	3000K	>80	132	40
72729	PLVG1-Ar-1100-840-270x270-DC	8	35	230	430	10.6" x 10.6"	Panel	1140	4000K	>80	142	40
72736	PLVG1-Ar-4500-830-530x530-DC	33	35	940	1440	20.8" x 20.8"	Panel	4200	3000K	>80	126	40
72737	PLVG1-Ar-4500-840-530x530-DC	33	35	940	1440	20.8" x 20.8"	Panel	4520	4000K	>80	135	40
72738	PLVG1-Ar-4500-850-530x530-DC	33	35	940	1440	20.8" x 20.8"	Panel	4720	5000K	>80	141	40

* Nominal rating at board Tc of 35°C (±5°)

Notes:

1. All data is related to the entire module. Data reflects statistical mean values. Actual data may differ depending on variances in the manufacturing process.
2. Performance values were taken at steady state. Instant-on measurements may be higher.
3. Recommended for indoor use.

Ordering Guide

PL	V	G1	-	BAR	-	590	-	8	30	-	132x48	-	DC
Sub-brand	Type	Generation		Shape		Lumen Output		CRI	Color Temperature		Size (mm)		Direct Current
PL = PrevaLED®	Value	Performance		Line, Bar, Area				>80	30 = 3000K				

UL Information

PrevaLED® Line UL Description	Item Numbers
LE/0900/0060/0280/0019	72099, 73604, 73605, 73606, 73607
LE/0900/0060/0280/0038	73600, 73601, 73602, 73603
LE/0800/0063/0289/0018	72654, 72655, 72656
LE/1700/0063/0560/0018	73608, 73609, 73610, 73611
LE/0800/0063/0560/0018	73612, 73613, 73012, 72662
LE/1700/0063/0560/0018	72438, 72455, 72464, 72472
LE/3200/0060/0560/0040	73653, 73564, 73655
PrevaLED Bar UL Description	Item Numbers
LE/0500/0063/0132/0048	72714, 72715, 72716, 72717
LE/0600/0060/0178/0038	75382, 73583, 73584, 73585, 73586
LE/0600/0063/0200/0048	72718, 72719, 72720, 72721
LE/0700/0060/0229/0038	73578, 73579, 73580, 73581
LE/0900/0060/0280/0038	73574, 73575, 73576, 73577
LE/0800/0063/0280/0048	72706, 72707, 72708, 72709
LE/0900/0060/0289/0038	72087, 73570, 73571, 73572, 73573
LE/1700/0063/0560/0048	73656, 73657, 73658, 73659
PrevaLED Area UL Description	Item Numbers
LE/0800/0063/0221/0221	72722, 72723, 72724
LE/1800/0063/0221/0221	72725, 72726, 72727
LE/0800/0063/0270/0270	72728, 72729
LE/3500/0063/0530/0530	727236, 72737, 72738

Minimum and Maximum Ratings

Parameter	Values
Operating Temperature at Tc Point	-40 to 85°C (-22 to 185°F)
Storage Temperature Range	-30 to 80°C (-22 to 176°F)

Notes:

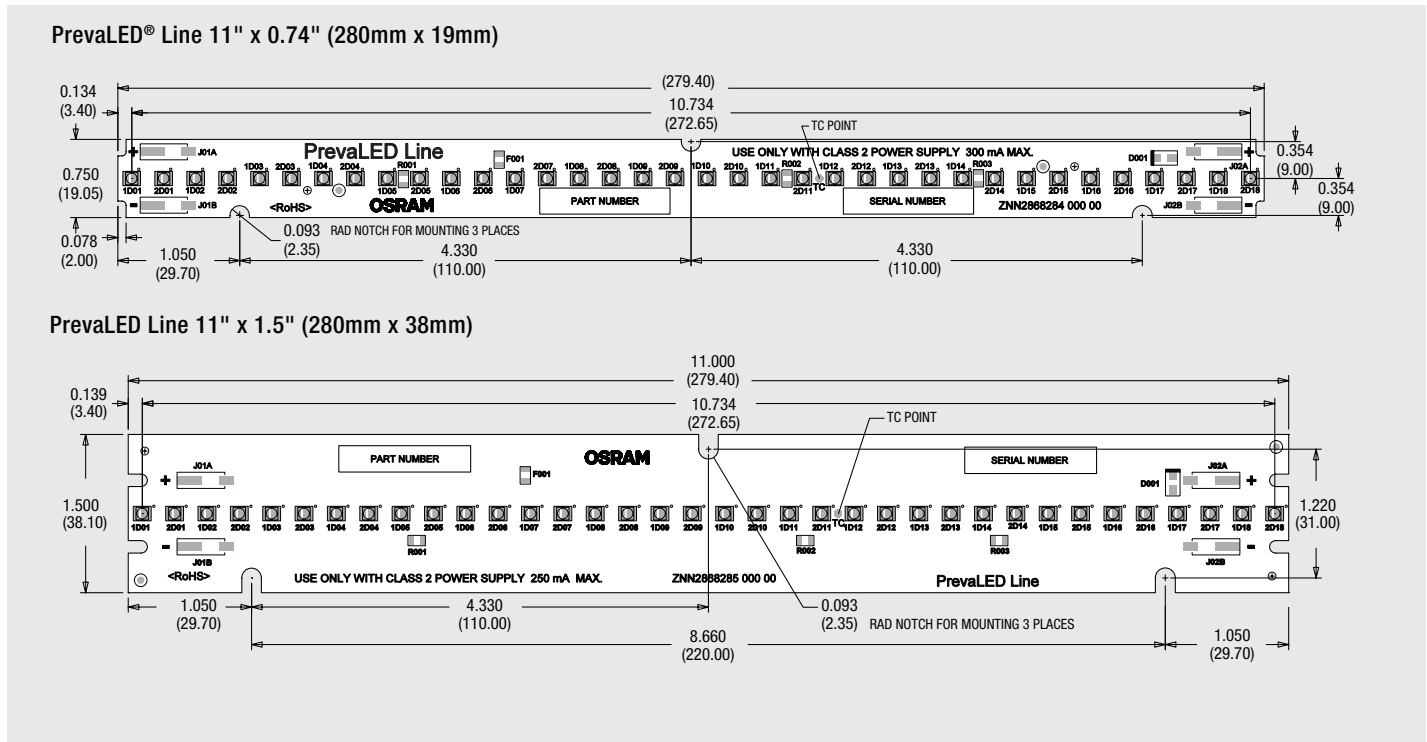
1. Exceeding maximum ratings may damage the LED light engine and cause potential safety hazards
2. Elevated operating temperatures can be expected to negatively impact the service life in terms of lumen output
3. Incorrect wiring may damage the LED light engine
4. Optimized for use with OPTOTRONIC® constant current power supplies

Power Supply Information

	Maximum Number of Boards in a Series	OPTOTRONIC® Programmable Compact		OPTOTRONIC Programmable Linear			OPTOTRONIC Step-Dim
		OT25W	OT40W	OT30W	OT48W	OT50W	79376 & 79377
PrevaLED® Line							
PLPG2-Lin-1100-8xx-280x19-DC	4	•	•	•	•	•	•
PLPG2-Lin-1100-8xx-280x38-DC	4	•	•	•	•	•	•
PLVG1-Lin-1100-8xx-289x18	4	•	•	•	•	•	•
PLVG1-Lin-1100-8xx-560x18-4C	4	•	•	•	•	•	•
PLVG1-Lin-2200-8xx-560x18-4C	2	•	•	•	•	•	•
PLVG1-Lin-2200-8xx-560x24	2	•	•	•	•	•	•
PLVG1-Lin-4000-8xx-560x40	1	• ¹	•	• ¹	•	•	• ¹
PrevaLED Bar							
PLVG1-Bar-590-8xx-132x48-DC	4	•	•	•	•	•	•
PLPG2-Bar-800-8xx-178x38-DC	4	•	•	•	•	•	•
PLVG1-Bar-845-8xx-200x48-DC	4	•	•	•	•	•	•
PLPG2-Bar-1000-8xx-229x38-DC	4	•	•	•	•	•	•
PLPG2-Bar-1100-8xx-280x38-DC	4	•	•	•	•	•	•
PLVG1-Bar-1100-8xx-280x48-DC	4	•	•	•	•	•	•
PLPG2-Bar-1100-8xx-289x38-DC	4	•	•	•	•	•	•
PLVG1-Bar-2200-8xx-560x48-DC	1	•	•	•	•	•	•
PrevaLED Area							
PLVG1-Ar-1100-8xx-221x221-DC	4	•	•	•	•	•	•
PLVG1-Ar-1100-8xx-270x270-DC	4	•	•	•	•	•	•
PLVG1-Ar-2200-8xx-221x221-DC	4	•	•	•	•	•	•
PLVG1-Ar-4500-8xx-530x530-DC	1	• ¹	•	• ¹	•	•	• ¹

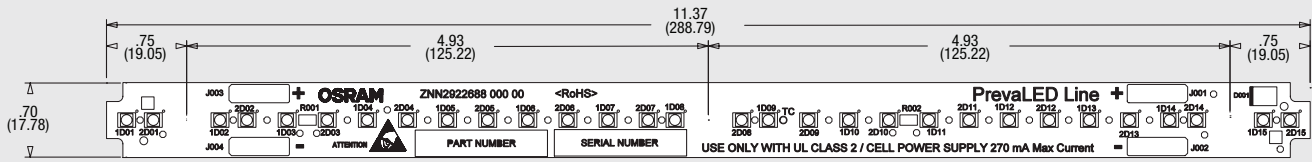
¹ Modules are able to be used with these power supplies only when operated on a lower drive current.

Assembly Diagram

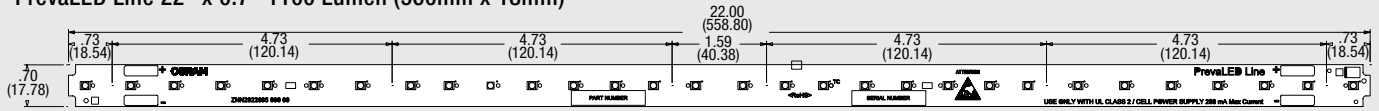


Assembly Diagram (continued)

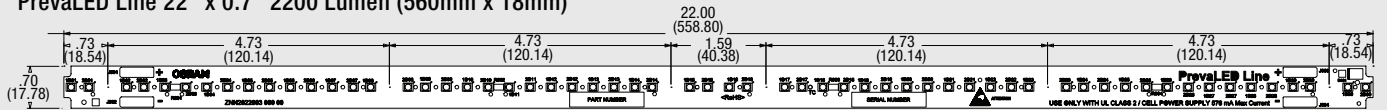
PrevaLED® Line 11.4" x 0.7" (289mm x 18mm)



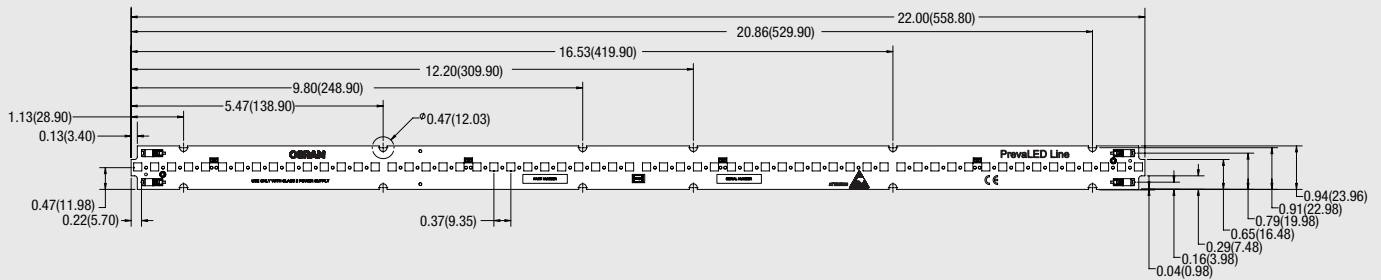
PrevaLED Line 22" x 0.7" 1100 Lumen (560mm x 18mm)



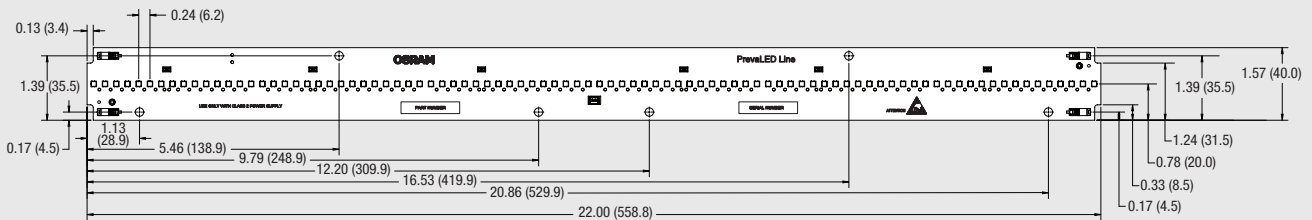
PrevaLED Line 22" x 0.7" 2200 Lumen (560mm x 18mm)



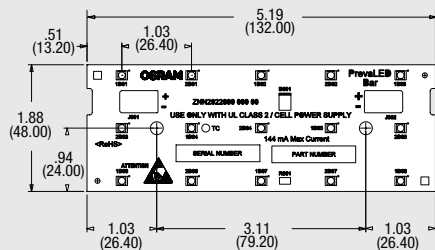
PrevaLED Line 22" x 0.9" (560mm x 24mm)



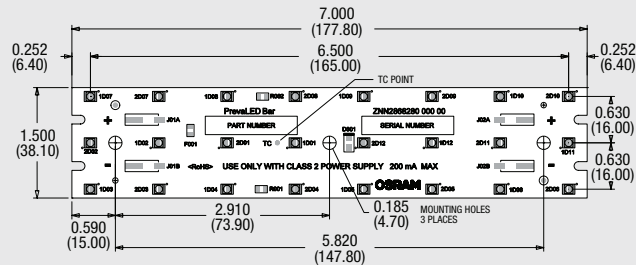
PrevaLED Line 22" x 1.6" (560mm x 40mm)



PrevaLED Bar 5.2" x 1.9" (132mm x 48mm)

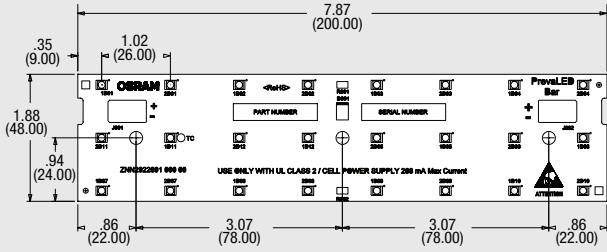


PrevaLED Bar 7" x 1.5" (178mm x 38mm)

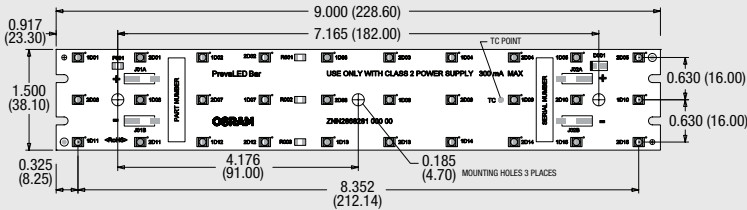


Assembly Diagram (continued)

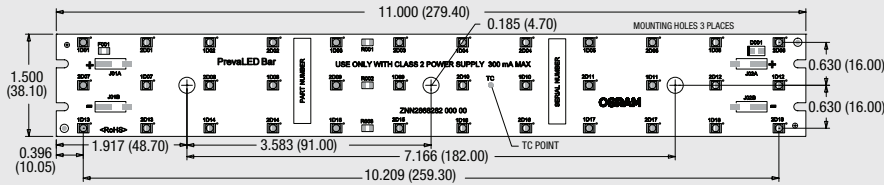
PrevaLED® Bar 7.9" x 1.9" (200mm x 48mm)



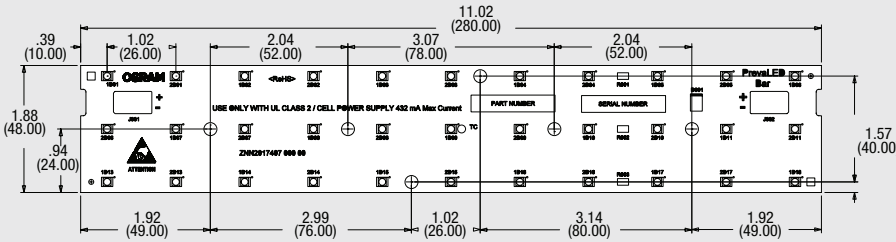
PrevaLED Bar 9" x 1.5" (229mm x 38mm)



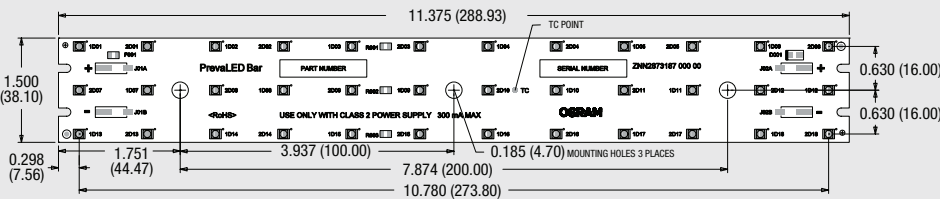
PrevaLED Bar 11" x 1.5" (280mm x 38mm)



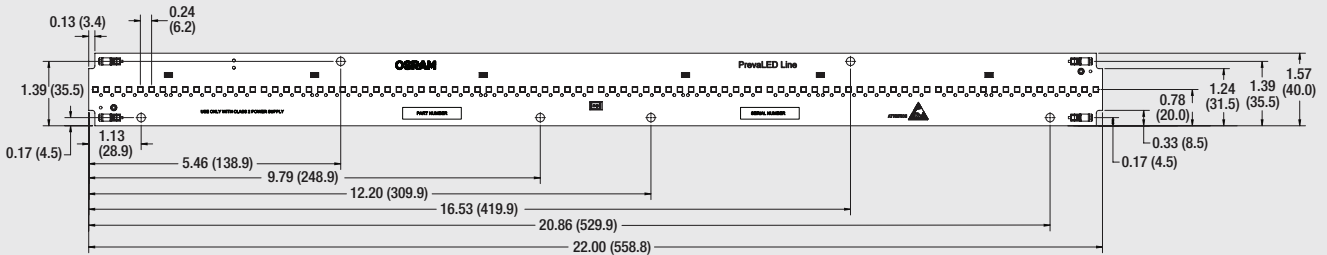
PrevaLED Bar 11" x 1.9" (280mm x 48mm)



PrevaLED Bar 11.4" x 1.5" (289mm x 38mm)



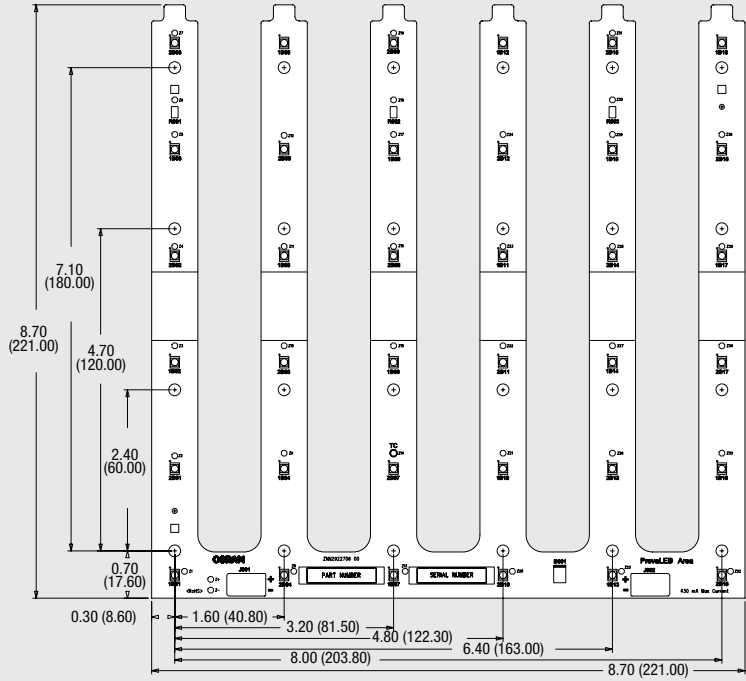
PrevaLED Bar 22" x 1.9" (560mm x 48mm)



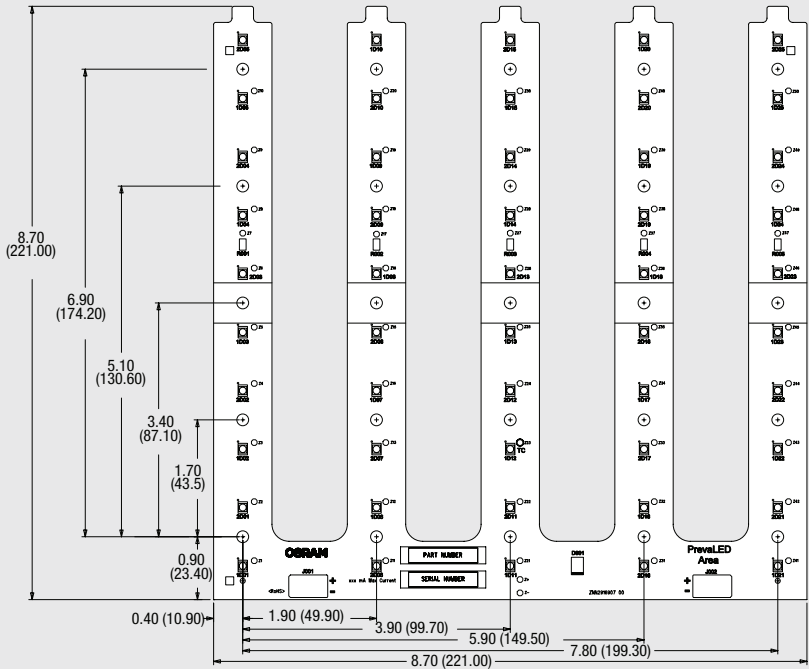
Dimensions: in (mm)

Assembly Diagram (continued)

PrevaLED® Area
 8.7" x 8.7"
 1100 Lumen
 (221mm x 221mm)



PrevaLED Area
 8.7" x 8.7"
 2200 Lumen
 (221mm x 221mm)



Dimensions: in (mm)

Safety Information

WARNING: ONLY QUALIFIED PERSONNEL SHOULD PERFORM INSTALLATION. TO AVOID ELECTRICAL SHOCK OR COMPONENT DAMAGE, DISCONNECT POWER BEFORE ATTEMPTING INSTALLATION OF THE POWER SUPPLIES AND/OR MODULES.

Failure to install the power supplies and/or LED modules in accordance with the National Electric Code (NEC), all applicable Federal, State and local electric codes as well as the specific Underwriters Laboratories (UL) safety standards for the installation, location and application may cause serious personal injury, death, property damage and/or product malfunction.

1. The LED module itself and all its components shall not be subjected to mechanical stress and assembly must not damage or destroy conducting paths on the circuit board.
2. Observe correct electrical polarity, incorrect polarity may destroy the module. (Depending on the product, incorrect polarity may lead to emission of red or no light.)
3. Ensure the power supply is of adequate power to operate the total load.
4. Electrostatic Discharge (ESD) precautions shall be incorporated when handling or installing the module. (For more information, reference document # LED093 ESD Protection for LED Systems.)
5. Installation of LED modules shall be made with regard to all applicable electrical and safety standards. Only qualified personnel should be allowed to perform installations.
6. Modules may be hot to the touch. Use caution when handling.
7. Damage by corrosion and improper heat sinking will not be honored as a materials defect claim. It is the user's responsibility to ensure adequate heat sink and protection against corrosive agents such as moisture, condensation and other harmful elements.

Assembly Information

1. The PrevaLED Line, Bar and Area modules need no supplemental heat sinking when the temperature at the Tc Point is maintained at or below 85°C. Service life when the Tc temperature is maintained is 60,000 hours/L₇₀. When the environment is unknown, the PrevaLED Line, Bar and Area modules should be installed in luminaires designed to provide proper thermal management to avoid premature failure of the product and to obtain expected service life. Service life (i.e. lumen depreciation) is primarily a function of LED temperature, which is to be monitored on the circuit board at the designated "Tc Point."
2. Due to variations in fixture designs, there is no exact installation prescription for obtaining an appropriate Tc Point temperature. In general, the PrevaLED Line, Bar and Area modules should be adhered to a flat metal surface which has enough surface area to transfer the heat from the LEDs to the surrounding air. In some cases, the metal surface can be part of the mass of the fixture itself.
3. It is important to understand that once heat is transferred to a "heat sink" that heat must still be allowed to escape the "system." A heat sink transferring the thermal energy to the inside of an enclosed cavity may ultimately be of little use.
4. Tc Point temperature measurements should be taken with the modules operating at thermal equilibrium in potential fixture designs installed in an appropriate environment. Tc Point temperature can be measured with a standard thermocouple in direct contact with the circuit board at the Tc Point or with ML4C Series non-reversible OMEGALABELS (www.omega.com) or equivalent.
5. OSRAM recommends using #8, pre-drilled screws with a head clearance 0.39" (9.88mm) diameter for securing the PrevaLED Linear & Area boards with a recommended torque of 0.83ft/lb (1.13Nm).
6. For CE compliance, keep module at least 0.04" (1mm) away from all luminaire edges.
7. Recommended input and board to board connections: Use 18 AWG solid core or stranded wire with a strip length of 0.24-0.28 in (6-7mm). Use direct push-in of solid conductors and push button for connection of stranded conductors and for removal of all wire types.

Warranty

OSRAM LED products are covered by our LED Module, OPTOTRONIC® Power Supply or Control warranty. The PrevaLED® Line, Bar and Area Module Portfolio is covered under warranty as long as the temperature at the Tc point does not exceed 85°C; exceeding this temperature will void all warranties. For additional information or to download the warranty registration form, refer to the latest version of the warranty (LED089) available in the literature section of www.osram-america.com/LED.

Module Warranty: 3 years
System Warranty: 5 years