

# PrevaLED® Linear, Bar and Area G3



High efficacy LED Modules for diffuse ambient lighting



The PrevaLED Linear and Area LED module family, consisting of Linear, Bar and Area boards, offers innovative solutions for a variety of ambient lighting applications. The boards consist of multiple low-power, high efficacy LEDs in a precise layout eliminating the need for supplemental heat sinking and delivering up to 177 lumens per watt in a variety of color temperatures. The boards produce an even and diffuse light that reduces the need for multiple optical layers, simplifying the luminaire design and maximizing optical efficiency. These modules offer a long-life, energy-efficient, and economical alternative to linear fluorescent sources.

The PrevaLED Linear, Bar and Area LED Modules are designed for optimum performance when paired with OPTOTRONIC® constant current power supplies for maximum system efficiency and life expectancy.

## Key Features & Benefits

- High efficacy LED Modules
- Parallel design for serial wiring
- Poke in wire connectors
- Operate on single or multi channel power supplies
- Delivers even and diffuse light
- Thermally independent requiring no additional heat sinking
- Color variation within MacAdam 3-step ellipse
- Compatible with dimming systems
- Alternative to fluorescent sources
- Service life: Greater than 60,000 hours (L<sub>70</sub>) minimizing maintenance frequency
- Optimally paired with OPTOTRONIC Constant Current LED Power Supplies

## Product Offering

Module	Dimensions	Nominal Lumens	CCT
PrevaLED Linear G3	3.8" x 0.75"	300-400	2700K, 3000K, 3500K, 4000K
	5.9" x 0.9"	520-560	2700K, 3000K, 3500K, 4000K
	11.0" x 0.75"	910-1290	2700K, 3000K, 3500K, 4000K, 5000K
	11.4" x 0.7"	1060-1110	3000K, 3500K, 4000K
	11.4" x 0.75"	910-1200	2700K, 3000K, 3500K, 4000K
	12.0" x 0.5"	590-780	2700K, 3000K, 3500K, 4000K
	22.0" x 0.7"	1060-1180	3000K, 3500K, 4000K, 5000K
	22.0" x 0.7"	2120-2370	3000K, 3500K, 4000K, 5000K
	22.0" x 0.9"	2120-2370	3000K, 3500K, 4000K, 5000K
	22.0" x 1.6"	3960-4290	3500K, 4000K, 5000K
	24" x 0.9"	2050-2220	2700K, 3000K, 3500K, 4000K
	22.0" x 1.6"	4500-6380	2700K, 3000K, 3500K, 4000K, 5000K
PrevaLED Bar G3	5.2" x 1.9"	570-640	3000K, 3500K, 4000K, 5000K
	7.0" x 1.5"	750-860	2700K, 3000K, 3500K, 4000K, 5000K
	7.9" x 1.9"	820-910	3000K, 3500K, 4000K, 5000K
	9.0" x 1.5"	960-1070	3000K, 3500K, 4000K, 5000K
	11.0" x 1.5"	1160-1290	3000K, 3500K, 4000K, 5000K
	11.0" x 1.9"	1160-1180	3000K, 3500K, 4000K, 5000K
	11.4" x 1.5"	910-1290	2700K, 3000K, 3500K, 4000K, 5000K
PrevaLED Area G3	22.0" x 1.9"	2120-270	3000K, 3500K, 4000K, 5000K
	8.7" x 8.7"	1150-2220	4000K
	10.6" x 10.6"	910-1200	2700K, 3000K, 3500K, 4000K

## Application Information

### Applications

- Accent/decorative lighting
- General lighting
- Office lighting
- Task lighting
- Undercabinet lighting

## Specifications and Certifications



The OSRAM PrevaLED Linear, Bar and Area Families are UL8750 Recognized for US and Canada Class 2 Units (UL File # E320662)



Catalog #	Type
Project	
Comments	
Prepared by	

**Ordering Information**

PrevaLED® Linear - 1 Row of LEDs

Item Number	Ordering Abbreviation	Wattage		Input Voltage (V)	Operating Current		Dimensions (in)	Nominal Lumens (lm)*	Color Temp.	CRI	Nominal LPW	Case Quantity
		Nominal (W)*	Max. (W)		Nominal (mA)	Max. (mA)						
Ideal for general illumination troffers, pendants and other narrow linear luminaires												
73962	PLPG3-Lin-400-927-97x19	2.5	5	34	72	140	3.8" x 0.75"	300	2700K	> 90	120	80
73963	PLPG3-Lin-400-830-97x19	2.5	5	34	72	140	3.8" x 0.75"	390	3000K	> 80	156	80
73964	PLPG3-Lin-400-835-97x19	2.5	5	34	72	140	3.8" x 0.75"	400	3500K	> 80	160	80
73965	PLPG3-Lin-400-840-97x19	2.5	5	34	72	140	3.8" x 0.75"	400	4000K	> 80	160	80
74115	PLPG3-Lin-550-827-150x24	3.5	6	43	81	145	5.9" x 0.9"	520	2700K	> 80	149	80
74116	PLPG3-Lin-550-830-150x24	3.5	6	43	81	145	5.9" x 0.9"	540	3000K	> 80	154	80
74117	PLPG3-Lin-550-835-150x24	3.5	6	43	81	145	5.9" x 0.9"	550	3500K	> 80	157	80
74118	PLPG3-Lin-550-840-150x24	3.5	6	43	81	145	5.9" x 0.9"	560	4000K	> 80	160	80
73977	PLPG3-Lin-1100-927-280x19	7.4	17.2	34	216	430	11.0" x 0.75"	910	2700K	> 90	123	80
73978	PLPG3-Lin-1100-830-280x19	7.4	17.2	34	216	430	11.0" x 0.75"	1160	3000K	> 80	157	80
73979	PLPG3-Lin-1100-835-280x19	7.4	17.2	34	216	430	11.0" x 0.75"	1190	3500K	> 80	161	80
73980	PLPG3-Lin-1100-840-280x19	7.4	17.2	34	216	430	11.0" x 0.75"	1210	4000K	> 80	164	80
73981	PLPG3-Lin-1100-850-280x19	7.4	17.2	34	216	430	11.0" x 0.75"	1290	5000K	> 80	174	80
73974	PLPG3-Lin-1100-830-289x18	7	13.1	43	160	290	11.4" x 0.7"	1060	3000K	> 80	151	80
73975	PLPG3-Lin-1100-835-289x18	7	13.1	43	160	290	11.4" x 0.7"	1090	3500K	> 80	156	80
73976	PLPG3-Lin-1100-840-289x18	7	13.1	43	160	290	11.4" x 0.7"	1110	4000K	> 80	159	80
73958	PLPG3-Lin-1200-927-289x19	7.4	15.1	34	216	430	11.4" x 0.75"	910	2700K	> 90	123	80
73959	PLPG3-Lin-1200-830-289x19	7.4	15.1	34	216	430	11.4" x 0.75"	1160	3000K	> 80	157	80
73960	PLPG3-Lin-1200-835-289x19	7.4	15.1	34	216	430	11.4" x 0.75"	1190	3500K	> 80	161	80
73961	PLPG3-Lin-1200-840-289x19	7.4	15.1	34	216	430	11.4" x 0.75"	1200	4000K	> 80	162	80
74123**	PLPG3-Lin-760-927-305x14	4.4	13.3	27	162	480	12.0" x 0.5"	590	2700K	> 90	134	80
74124**	PLPG3-Lin-760-830-305x14	4.4	13.3	27	162	480	12.0" x 0.5"	750	3000K	> 80	170	80
74125**	PLPG3-Lin-760-835-305x14	4.4	13.3	27	162	480	12.0" x 0.5"	770	3500K	> 80	175	80
74126**	PLPG3-Lin-760-840-305x14	4.4	13.3	27	162	480	12.0" x 0.5"	780	4000K	> 80	177	80
73970	PLPG3-Lin-1100-830-560x18	7	13.1	43	160	290	22.0" x 0.7"	1060	3000K	> 80	151	80
73971	PLPG3-Lin-1100-835-560x18	7	13.1	43	160	290	22.0" x 0.7"	1090	3500K	> 80	156	80
73972	PLPG3-Lin-1100-840-560x18	7	13.1	43	160	290	22.0" x 0.7"	1110	4000K	> 80	159	80
73973	PLPG3-Lin-1100-850-560x18	7	13.1	43	160	290	22.0" x 0.7"	1180	5000K	> 80	169	80
73966	PLPG3-Lin-2200-830-560x18	14	25.7	43	320	570	22.0" x 0.7"	2120	3000K	> 80	151	80
73967	PLPG3-Lin-2200-835-560x18	14	25.7	43	320	570	22.0" x 0.7"	2180	3500K	> 80	156	80
73968	PLPG3-Lin-2200-840-560x18	14	25.7	43	320	570	22.0" x 0.7"	2220	4000K	> 80	159	80
73969	PLPG3-Lin-2200-850-560x18	14	25.7	43	320	570	22.0" x 0.7"	2370	5000K	> 80	169	80
73982	PLPG3-Lin-2200-830-560x24	14	25.7	43	320	570	22.0" x 0.9"	2120	3000K	> 80	151	80
74112	PLPG3-Lin-2200-835-560x24	14	25.7	43	320	570	22.0" x 0.9"	2180	3500K	> 80	156	80
74113	PLPG3-Lin-2200-840-560x24	14	25.7	43	320	570	22.0" x 0.9"	2220	4000K	> 80	159	80
74114	PLPG3-Lin-2200-850-560x24	14	25.7	43	320	570	22.0" x 0.9"	2370	5000K	> 80	169	80
74882	PLPG3-Lin-4000-835-560x40	26	36.8	44	594	800	22.0" x 1.6"	3960	3500K	> 80	152	80
74883	PLPG3-Lin-4000-840-560x40	26	36.8	44	594	800	22.0" x 1.6"	4030	4000K	> 80	155	80
74884	PLPG3-Lin-4000-850-560x40	26	36.8	44	594	800	22.0" x 1.6"	4290	5000K	> 80	165	80
74119	PLPG3-Lin-2200-827-607x24	14	25	43	320	570	24" x 0.9"	2050	2700K	> 80	146	80
74120	PLPG3-Lin-2200-830-607x24	14	25	43	320	570	24" x 0.9"	2120	3000K	> 80	151	80
74121	PLPG3-Lin-2200-835-607x24	14	25	43	320	570	24" x 0.9"	2180	3500K	> 80	156	80
74122	PLPG3-Lin-2200-840-607x24	14	25	43	320	570	24" x 0.9"	2220	4000K	> 80	159	80
73882	PLVG1-Lin-6000-927-560x40	44.8	50.5	43	1048	1150	22.0" x 1.6"	4500	2700	> 90	100	80
73900	PLVG1-Lin-6000-830-560x40	44.8	50.5	43	1048	1150	22.0" x 1.6"	5728	3000	> 80	128	80
73901	PLVG1-Lin-6000-835-560x40	44.8	50.5	43	1048	1150	22.0" x 1.6"	5868	3500	> 80	131	80
73902	PLVG1-Lin-6000-840-560x40	44.8	50.5	43	1048	1150	22.0" x 1.6"	6000	4000	> 80	134	80
74892	PLPG3-Lin-6000-850-560x40	41	50.5	43	976	1150	22.0" x 1.6"	6380	5000	> 80	156	80

\* Nominal rating at board Tc of 35°C (±5°)

\*\* Item Numbers 74123, 74124, 74125, 74126 require an Input cable (71842) to connect an OT Driver. See accessories chart below.

**Accessories** (for Linear Boards 74123, 74124, 74125 and 74126 only)

Item Number	Ordering Abbreviation	Description	Length (in.)	Order Quantity
71838	LAC-C/SMLS/BB/2P/1IN	Board to Board connector	1	10
71839	LAC-C/SMLS/BWB/2P/2IN	Board to Board cable	2	10
71840	LAC-C/SMLS/BWB/2P/4IN	Board to Board cable	4	10
71841	LAC-C/SMLS/BWB/2P/8IN	Board to Board cable	8	10
71842	LAC-C/SMLS/WB/2P/24IN	Input cable	24	10

## Ordering Information (continued)

### PrevaLED Bar - 3 Rows of LEDs

Item Number	Ordering Abbreviation	Wattage		Input Voltage (V)	Operating Current		Dimensions (in)	Nominal Lumens (lm)*	Color Temp.	CRI	Nominal LPW	Case Quantity
		Nominal (W)*	Max. (W)		Nominal (mA)	Max. (mA)						
Ideal for general illumination troffers, pendants and other narrow linear luminaires. Ideal for small sconces												
74872	PLPG3-Bar-590-830-132x48	4	6.4	44	87	140	5.2" x 1.9"	570	3000K	> 80	143	80
74873	PLPG3-Bar-590-835-132x48	4	6.4	44	87	140	5.2" x 1.9"	590	3500K	> 80	148	80
74874	PLPG3-Bar-590-840-132x48	4	6.4	44	87	140	5.2" x 1.9"	600	4000K	> 80	150	80
74875	PLPG3-Bar-590-850-132x48	4	6.4	44	87	140	5.2" x 1.9"	640	5000K	> 80	160	80
74880	PLPG3-Bar-800-827-178x38	5	11.6	34	144	290	7.0" x 1.5"	750	2700K	> 80	150	80
74859	PLPG3-Bar-800-830-178x38	5	11.6	34	144	290	7.0" x 1.5"	770	3000K	> 80	154	80
74860	PLPG3-Bar-800-835-178x38	5	11.6	34	144	290	7.0" x 1.5"	790	3500K	> 80	158	80
74861	PLPG3-Bar-800-840-178x38	5	11.6	34	144	290	7.0" x 1.5"	800	4000K	> 80	160	80
74881	PLPG3-Bar-800-850-178x38	5	11.6	34	144	290	7.0" x 1.5"	860	5000K	> 80	172	80
74876	PLPG3-Bar-845-830-200x48	5.4	10.5	35	154	290	7.9" x 1.9"	820	3000K	> 80	152	80
74877	PLPG3-Bar-845-835-200x48	5.4	10.5	35	154	290	7.9" x 1.9"	840	3500K	> 80	156	80
74878	PLPG3-Bar-845-840-200x48	5.4	10.5	35	154	290	7.9" x 1.9"	860	4000K	> 80	159	80
74879	PLPG3-Bar-845-850-200x48	5.4	10.5	35	154	290	7.9" x 1.9"	910	5000K	> 80	169	80

Ideal for general illumination troffer, slot and other luminaires

74888	PLPG3-Bar-1000-830-229x38	6	14.6	29	216	430	9.0" x 1.5"	960	3000K	> 80	160	80
74889	PLPG3-Bar-1000-835-229x38	6	14.6	29	216	430	9.0" x 1.5"	990	3500K	> 80	165	80
74890	PLPG3-Bar-1000-840-229x38	6	14.6	29	216	430	9.0" x 1.5"	1010	4000K	> 80	168	80
74891	PLPG3-Bar-1000-850-229x38	6	14.6	29	216	430	9.0" x 1.5"	1070	5000K	> 80	178	80
74855	PLPG3-Bar-1100-830-280x38	7.4	17.2	34	216	430	11.0" x 1.5"	1160	3000K	> 80	157	80
74856	PLPG3-Bar-1100-835-280x38	7.4	17.2	34	216	430	11.0" x 1.5"	1190	3500K	> 80	161	80
74857	PLPG3-Bar-1100-840-280x38	7.4	17.2	34	216	430	11.0" x 1.5"	1210	4000K	> 80	164	80
74858	PLPG3-Bar-1100-850-280x38	7.4	17.2	34	216	430	11.0" x 1.5"	1290	5000K	> 80	174	80
74864	PLPG3-Bar-1100-830-280x48	7	14.2	31	216	430	11.0" x 1.9"	1060	3000K	> 80	151	80
74865	PLPG3-Bar-1100-835-280x48	7	14.2	31	216	430	11.0" x 1.9"	1090	3500K	> 80	156	80
74866	PLPG3-Bar-1100-840-280x48	7	14.2	31	216	430	11.0" x 1.9"	1110	4000K	> 80	159	80
74867	PLPG3-Bar-1100-850-280x48	7	14.2	31	216	430	11.0" x 1.9"	1180	5000K	> 80	169	80
74127	PLPG3-Bar-1100-927-289x38	7.4	17.2	34	216	430	11.4" x 1.5"	910	2700K	> 90	123	80
74128	PLPG3-Bar-1100-830-289x38	7.4	17.2	34	216	430	11.4" x 1.5"	1150	3000K	> 80	155	80
74129	PLPG3-Bar-1100-835-289x38	7.4	17.2	34	216	430	11.4" x 1.5"	1190	3500K	> 80	161	80
74130	PLPG3-Bar-1100-840-289x38	7.4	17.2	34	216	430	11.4" x 1.5"	1210	4000K	> 80	164	80
74131	PLPG3-Bar-1100-850-289x38	7.4	17.2	34	216	430	11.4" x 1.5"	1290	5000K	> 80	174	80
74868	PLPG3-Bar-2200-830-560x48	14	25.7	43	320	570	22.0" x 1.9"	2120	3000K	> 80	151	80
74869	PLPG3-Bar-2200-835-560x48	14	25.7	43	320	570	22.0" x 1.9"	2180	3500K	> 80	156	80
74870	PLPG3-Bar-2200-840-560x48	14	25.7	43	320	570	22.0" x 1.9"	2220	4000K	> 80	159	80
74871	PLPG3-Bar-2200-850-560x48	14	25.7	43	320	570	22.0" x 1.9"	2370	5000K	> 80	169	80

### PrevaLED Area - Panel of LEDs

Item Number	Ordering Abbreviation	Wattage		Input Voltage (V)	Operating Current		Dimensions (in)	Nominal Lumens (lm)*	Color Temp.	CRI	Nominal LPW	Case Quantity
		Nominal (W)*	Max. (W)		Nominal (mA)	Max. (mA)						
Ideal for general illumination luminaires for commercial and industrial applications												
74862	PLPG3-Ar-1100-840-221x221	7	15.3	34	204	430	8.7" x 8.7"	1150	4000K	> 80	164	40
74863	PLPG3-Ar-2200-840-221x221	14	22.2	29	490	720	8.7" x 8.7"	2220	4000K	> 80	159	40
73926	PLPG3-Ar-1100-927-270x270	7.4	15.3	34	216	430	10.6" x 10.6"	910	2700K	> 90	123	40
73927	PLPG3-Ar-1100-830-270x270	7.4	15.3	35	216	430	10.6" x 10.6"	1160	3000K	> 80	157	40
73928	PLPG3-Ar-1100-835-270x270	7.4	15.3	34	216	430	10.6" x 10.6"	1190	3500K	> 80	161	40
73929	PLPG3-Ar-1100-840-270x270	7.4	15.3	35	216	430	10.6" x 10.6"	1200	4000K	> 80	162	40

\* Nominal rating at board Tc of 35°C (±5°)

Notes:

- All data is related to the entire module. Data reflects statistical mean values. Actual data may differ depending on variances in the manufacturing process.
- Performance values were taken at steady state. Instant-on measurements may be higher.
- Recommended for indoor use.
- Zhaga 74882, 74883, 7488, 73882, 73900, 73901, 73902, 74892, 74864, 74865, 74866, 74867
- Tolerance for flux data is ±7%.

## Ordering Guide

<b>PL</b>	<b>P</b>	<b>G3</b>	-	<b>Bar</b>	-	<b>590</b>	-	<b>8</b>	<b>30</b>	-	<b>132x48</b>
Sub-brand	Type	Generation		Shape		Lumen Output		CRI	Color Temperature		Size (mm)
PL = PrevaLED®	Performance			Linear, Bar, Area				>80	30 = 3000K		

## UL Information

PrevaLED® Linear G3 - UL Description	Item Numbers
LE/0500/0063/0097/0019	73962, 73963, 73964, 73965
LE/0600/0063/0150/0024	74115, 74116, 74117, 74118
LE/1720/0063/0280/0019	73977, 73978, 73979, 73980, 73981
LE/1310/0063/0289/0018	73974, 73975, 73976
LE/1510/0063/0289/0019	73958, 73959, 73960, 73961
LE/1330/0063/0305/0014	74123, 74124, 74125, 74126
LE/1310/0063/0560/0018	73970, 73971, 73972, 73973
LE/2570/0063/0560/0018	73966, 73967, 73968, 73969
LE/2570/0063/0560/0024	73982, 74112, 74113, 74114
LE/3680/0063/0560/0040	74882, 74883, 74884
LE/2500/0063/0607/0024	74119, 74120, 74121, 74122
LE/5050/0063/0560/0040	73882, 73900, 73901, 73902, 74892
PrevaLED Bar G3 - UL Description	Item Numbers
LE/0640/0063/0132/0048	74872, 74873, 74874, 74875
LE/1160/0063/0178/0038	74880, 74859, 74860, 74861, 74881
LE/1050/0063/0200/0048	74876, 74877, 74878, 74879
LE/1460/0063/0229/0038	74888, 74889, 74890, 74891
LE/1720/0063/0280/0038	74855, 74856, 74857, 74858
LE/1420/0063/0280/0048	74864, 74865, 74866, 74867
LE/1720/0063/0289/0038	74127, 74128, 74129, 74130, 74131
LE/2570/0063/0560/0048	74868, 74869, 74870, 74871
PrevaLED Area G3 - UL Description	Item Numbers
LE/1530/0063/0221/0221	74862
LE/2220/0063/0221/0221	74863
LE/1530/0063/0270/0270	73926, 73927, 73928, 73929

## Minimum and Maximum Ratings

Parameter	Values
Operating Temperature at Tc Point	-20 to 85°C (-4 to 185°F)
Storage Temperature Range	-20 to 85°C (-4 to 185°F)

Notes:

- Exceeding maximum ratings may damage the LED light engine and cause potential safety hazards
- Elevated operating temperatures can be expected to negatively impact the service life in terms of lumen output
- Incorrect wiring may damage the LED light engine
- Optimized for use with OPTOTRONIC® constant current power supplies

## Power Supply Information

	Maximum Number of Boards in a Daisy Chain	OPTOTRONIC® Programmable Compact		OPTOTRONIC Programmable Linear				OPTOTRONIC Step-Dim	
		OT25	OT40	OT30	OT48	OT50	OTi85	OT30	OT50
<b>PrevaLED® Linear</b>									
PLPG3-Lin-550-827-150x24	4	•	•	•	•	•	•	•	•
PLPG3-Lin-1100-8xx-280x19	4	•	•	•	•	•	•	•	•
PLPG3-Lin-1100-8xx-289x18	4	•	•	•	•	•	•	•	•
PLPG3-Lin-1200-927-289x19	4	•	•	•	•	•	•	•	•
PLPG3-Lin-760-927-305x14	4	•	•	•	•	•	•	•	•
PLPG3-Lin-1100-8xx-560x18	4	•	•	•	•	•	•	•	•
PLPG3-Lin-1100-8xx-560x19	4	•	•	•	•	•	•	•	•
PLPG3-Lin-2200-8xx-560x18	2	•	•	•	•	•	•	•	•
PLPG3-Lin-2200-8xx-560x24	2	•	•	•	•	•	•	•	•
PLPG3-Lin-4000-8xx-560x40	1	•*	•	•*	•	•	•	•*	•
PLPG3-Lin-2200-827-607x24	2	•*	•	•	•	•	•	•	•
PLVG1-Lin-6000-xxx-560x40	1	•	•	•	•	•	•	•	•
PLPG3-Lin-6000-xxx-560x40	1	•	•	•	•	•	•	•	•
<b>PrevaLED Bar</b>									
PLPG3-Bar-590-8xx-132x48	4	•	•	•	•	•	•	•	•
PLPG3-Bar-800-8xx-178x38	4	•	•	•	•	•	•	•	•
PLPG3-Bar-845-8xx-200x48	4	•	•	•	•	•	•	•	•
PLPG3-Bar-1000-8xx-229x38	4	•	•	•	•	•	•	•	•
PLPG3-Bar-1100-8xx-280x38	4	•	•	•	•	•	•	•	•
PLPG3-Bar-1100-8xx-280x48	4	•	•	•	•	•	•	•	•
PLPG3-Bar-1100-8xx-289x38	4	•	•	•	•	•	•	•	•
PLPG3-Bar-2200-8xx-560x48	2	•	•	•	•	•	•	•	•
<b>PrevaLED Area</b>									
PLPG3-Ar-1100-8xx-221x221	4	•	•	•	•	•	•	•	•
PLPG3-Ar-2200-8xx-221x221	2	•	•	•	•	•	•	•	•
PLPG3-Ar-1100-8xx-270x270	4	•	•	•	•	•	•	•	•

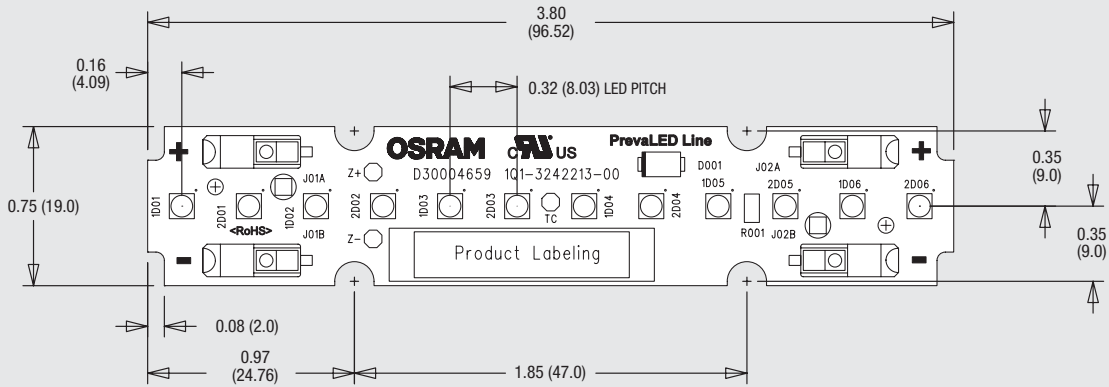
\* Modules are able to be used with these power supplies only when operated on a lower drive current.

Notes:

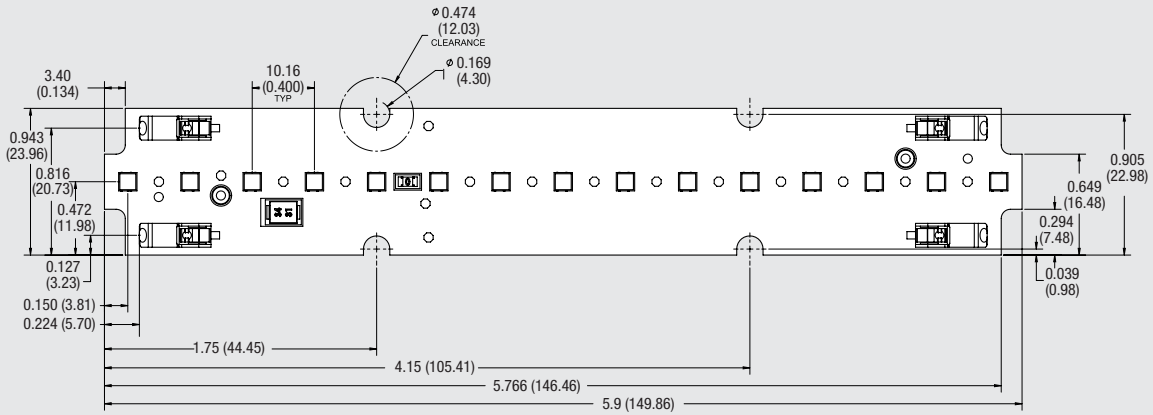
- Please check power rating (wattage, current, voltage) limitations of driver when connecting modules in parallel
- For optimum efficiency of driver, connect multiple modules to one driver and ensure the system does not exceed the power supply rating
- Connecting Modules in Series (electrical series connection) is prohibited
- Please contact sales team for any questions on pairing driver with module

**Assembly Diagram**

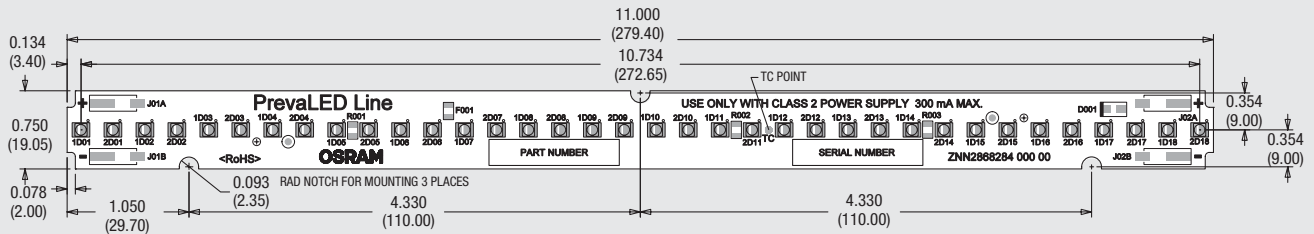
**PrevaLED® Linear 3.8" x .75" (97mm x 19mm)**



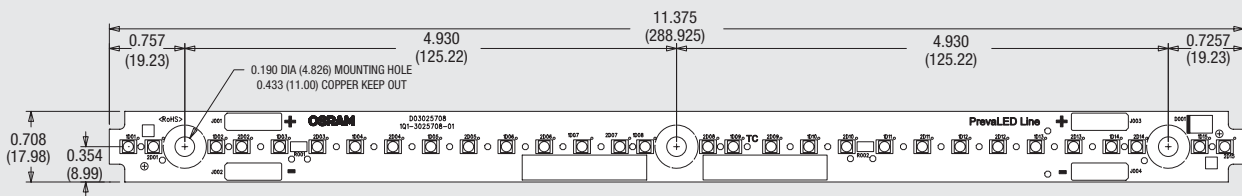
**PrevaLED® Linear 5.9" x .9" (150mm x 24mm)**



**PrevaLED® Linear 11" x 0.75" (280mm x 19mm)**



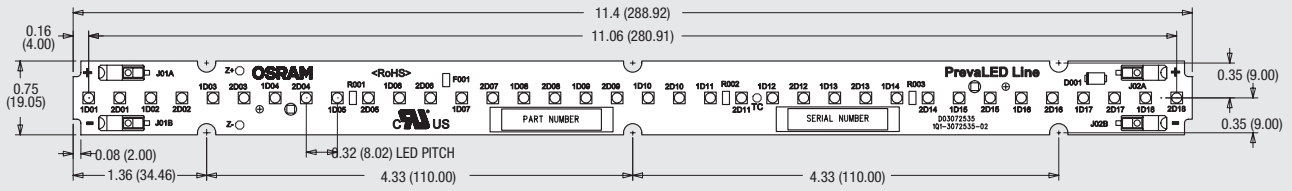
**PrevaLED Linear 11.4" x 0.7" (289mm x 18mm)**



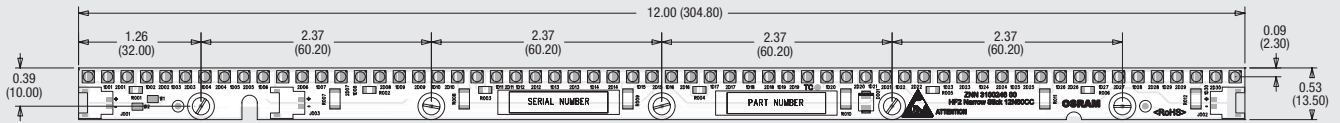
Dimensions: in (mm)

**Assembly Diagram**

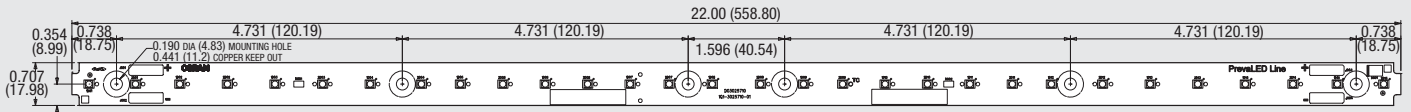
**PrevaLED® Linear 11.4" x 0.75" (289mm x 19mm)**



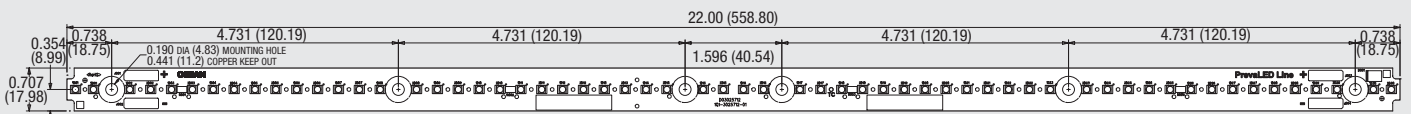
**PrevaLED® Linear 12" x 0.5" (305mm x 14mm)**



**PrevaLED Linear 22" x 0.7" 1100 Lumen (560mm x 18mm)**

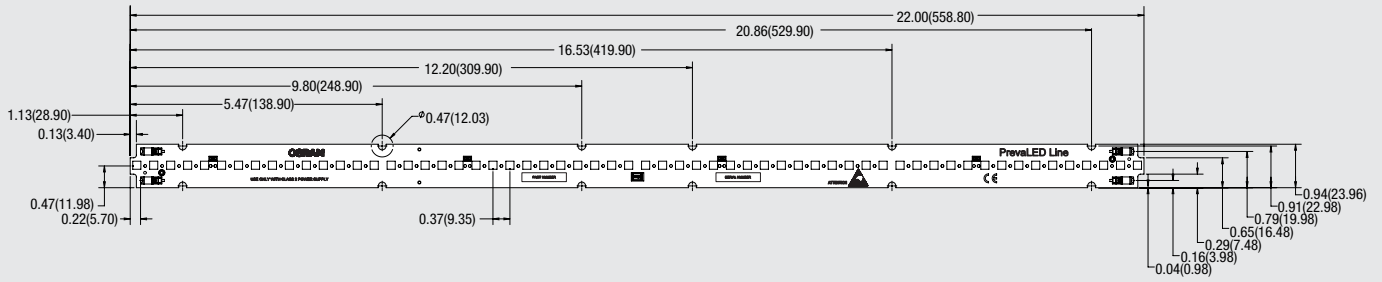


**PrevaLED Linear 22" x 0.7" 2200 Lumen (560mm x 18mm)**

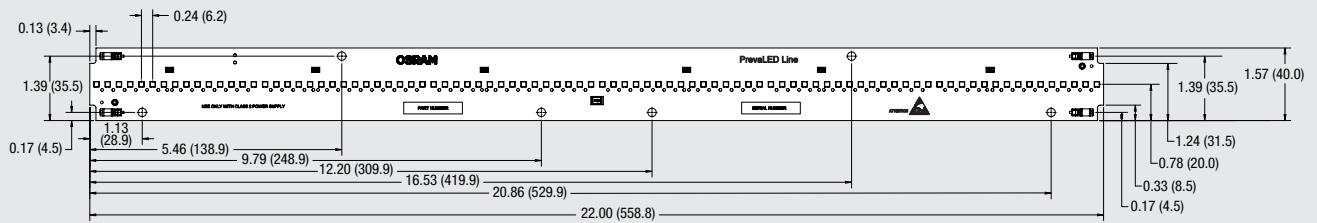


**Assembly Diagram**

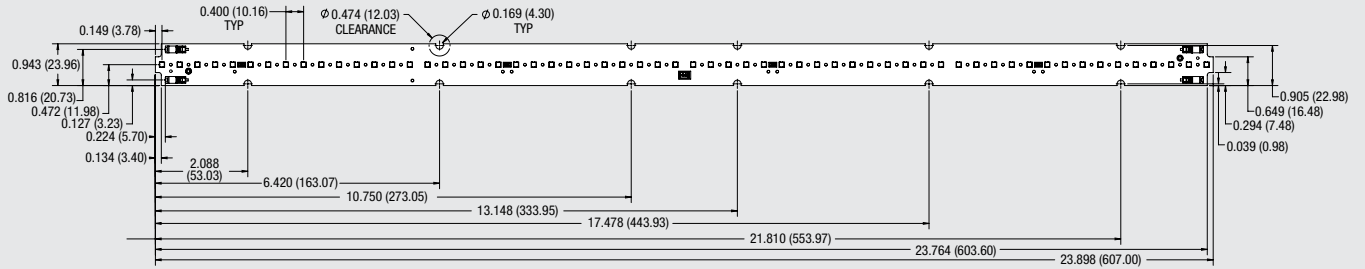
**PrevaLED Linear 22" x 0.9" (560mm x 24mm)**



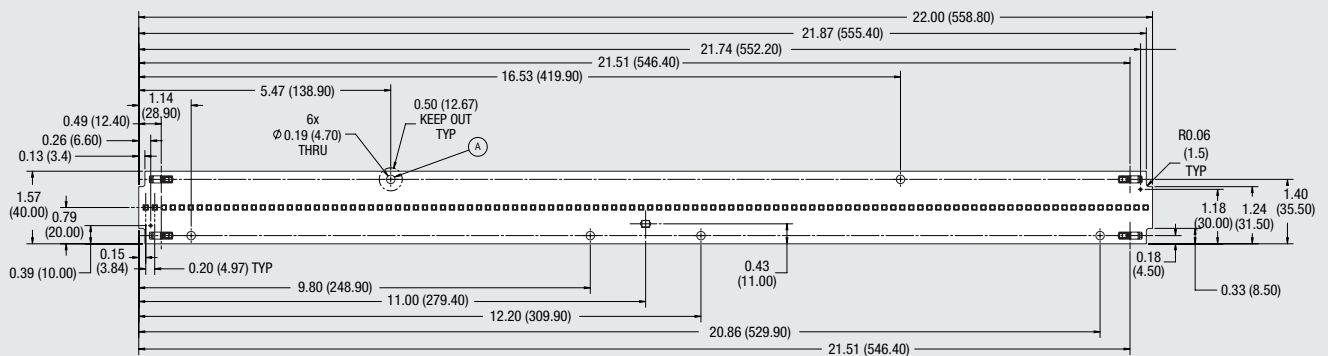
**PrevaLED Linear 22" x 1.6" 4000 Lumen (560mm x 40mm)**



**PrevaLED® Linear 24" x 0.9" (607mm x 24mm)**



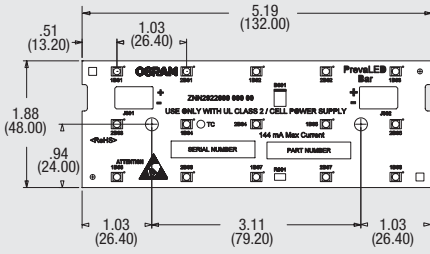
**PrevaLED® Linear 22" x 1.6" 6000 Lumen (560mm x 40mm)**



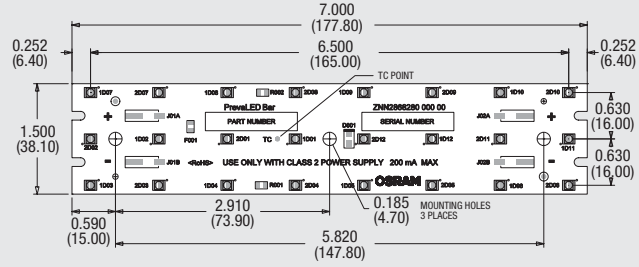
Dimensions: in (mm)

Assembly Diagram (continued)

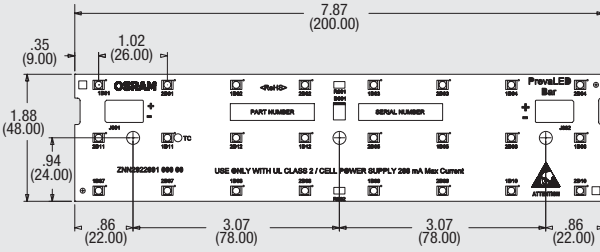
PrevaLED® Bar 5.2" x 1.9" (132mm x 48mm)



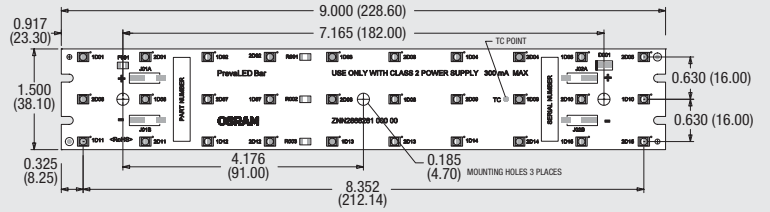
PrevaLED Bar 7" x 1.5" (178mm x 38mm)



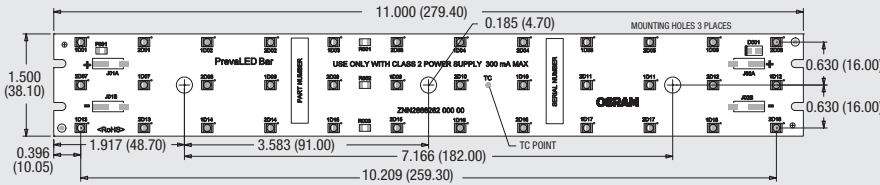
PrevaLED Bar 7.9" x 1.9" (200mm x 48mm)



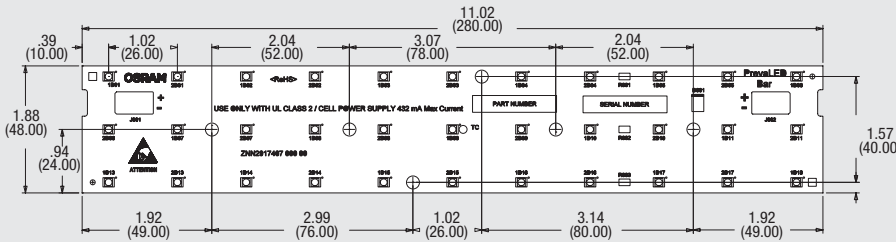
PrevaLED Bar 9" x 1.5" (229mm x 38mm)



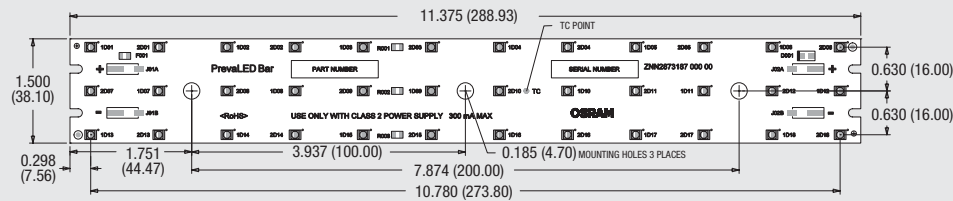
PrevaLED Bar 11" x 1.5" (280mm x 38mm)



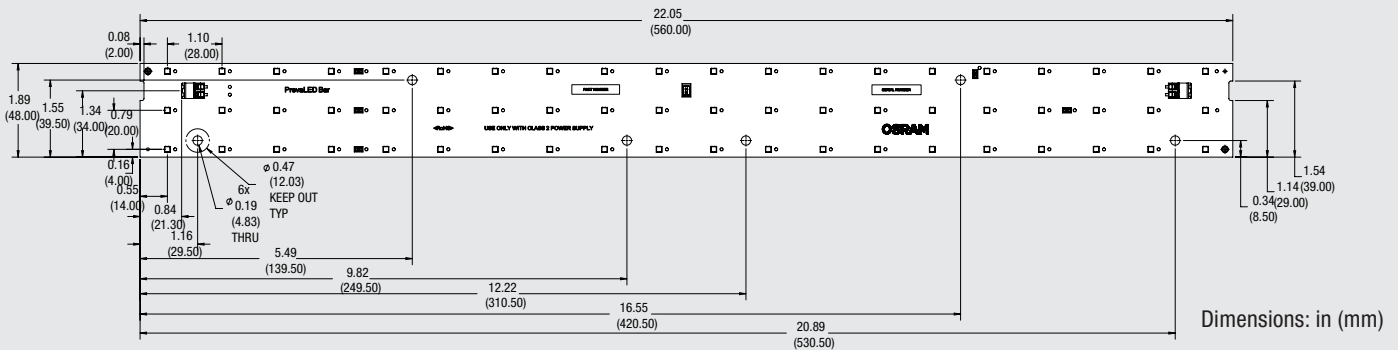
PrevaLED Bar 11" x 1.9" (280mm x 48mm)



PrevaLED Bar 11.4" x 1.5" (289mm x 38mm)



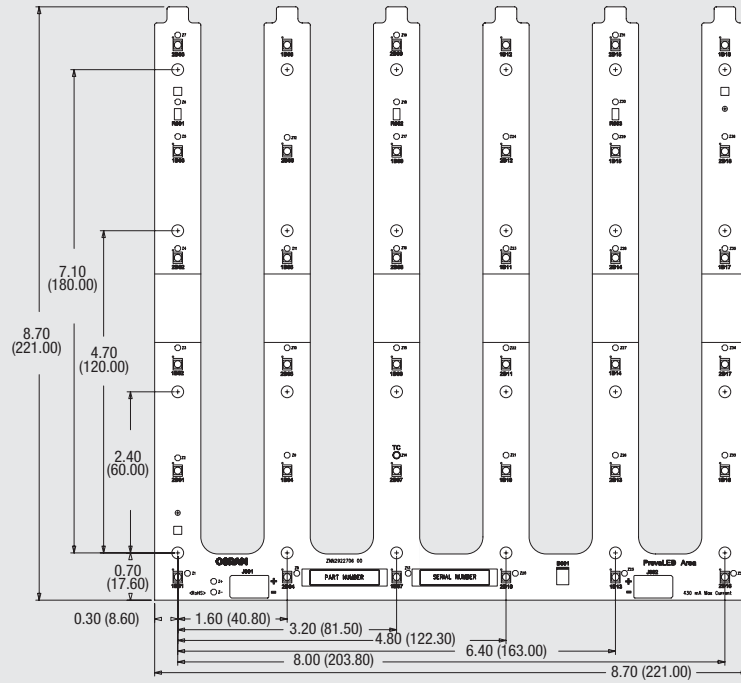
PrevaLED Bar 22" x 1.9" (560mm x 48mm)



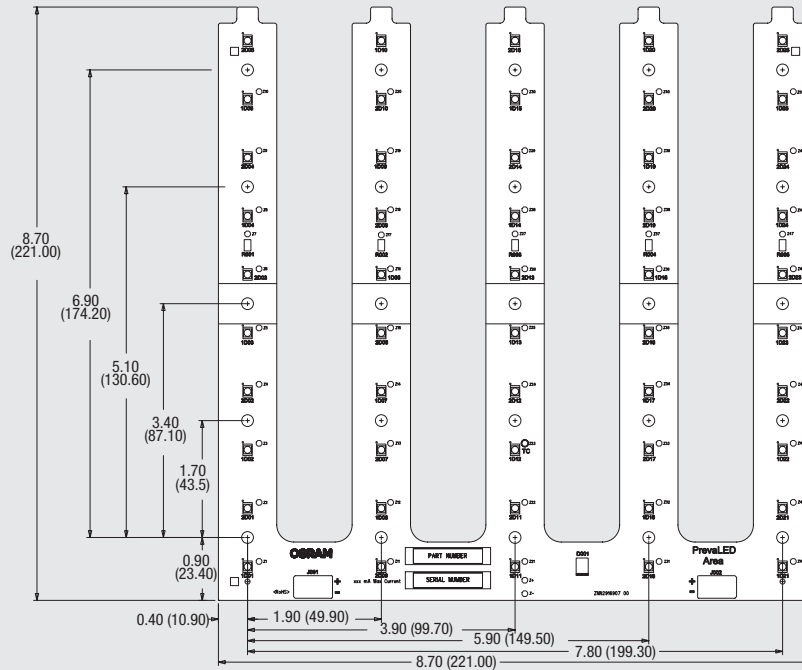
Dimensions: in (mm)

Assembly Diagram (continued)

PrevaLED® Area  
 8.7" x 8.7"  
 1100 Lumen  
 (221mm x 221mm)

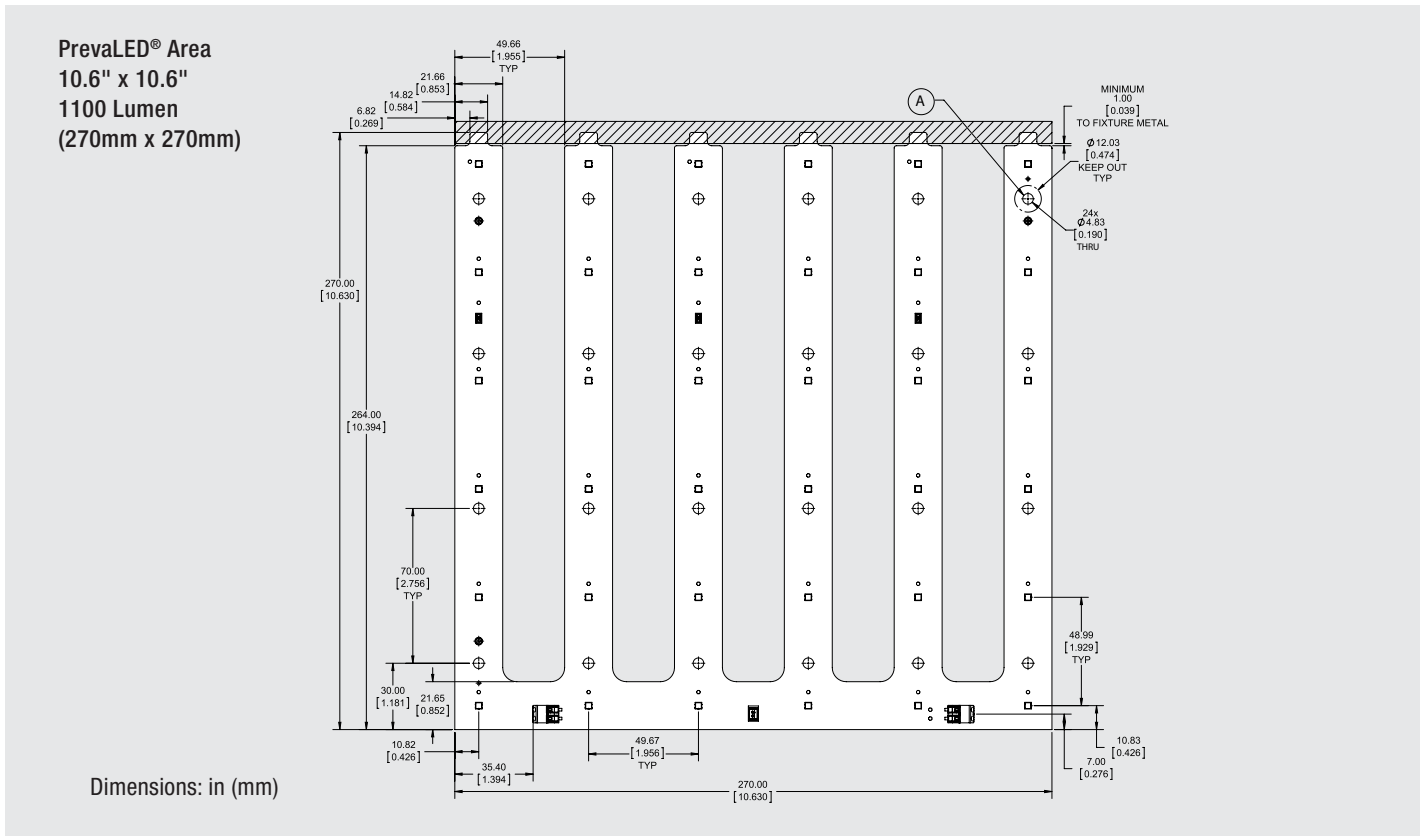


PrevaLED Area  
 8.7" x 8.7"  
 2200 Lumen  
 (221mm x 221mm)



Dimensions: in (mm)

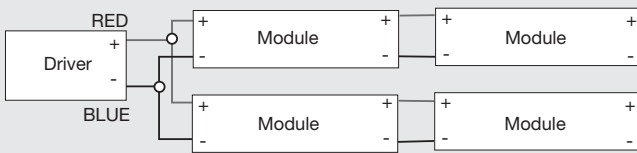
## Assembly Diagram (continued)



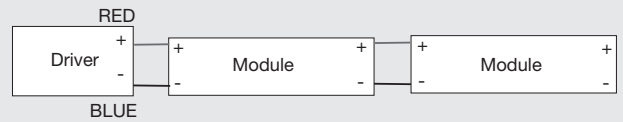
## Wiring Diagram

Connection options for all boards (except 4000 and 6000 lumen boards)

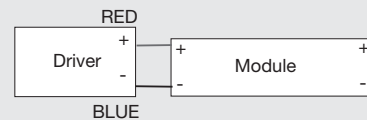
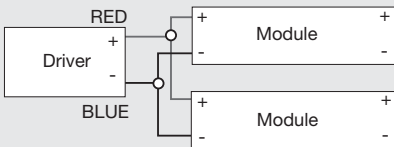
Parallel Connection



Parallel Daisy Chain Connection



Parallel Connection options for 4000 and 6000 lumen boards



Notes:

1. Always ensure the load is within the power supply rating for current, voltage and wattage
2. Ensure the total load does not violate class II limits
3. The number of boards that can be connected in parallel depends on power supply output specification
4. Connecting boards in series is not recommended
5. Please refer to power supply information section for limitation on number of boards that can be Daisy Chained (Parallel Daisy Chain Connection).

**WARNING: ONLY QUALIFIED PERSONNEL SHOULD PERFORM INSTALLATION. TO AVOID ELECTRICAL SHOCK OR COMPONENT DAMAGE, DISCONNECT POWER BEFORE ATTEMPTING INSTALLATION OF THE POWER SUPPLIES AND/OR MODULES.**

Failure to install the power supplies and/or LED modules in accordance with the National Electric Code (NEC), all applicable Federal, State and local electric codes as well as the specific Underwriters Laboratories (UL) safety standards for the installation, location and application may cause serious personal injury, death, property damage and/or product malfunction.

---

## Safety Information

1. The LED module itself and all its components shall not be subjected to mechanical stress and assembly must not damage or destroy conducting paths on the circuit board.
2. Observe correct electrical polarity, incorrect polarity may destroy the module. (Depending on the product, incorrect polarity may lead to emission of red or no light.)
3. Ensure the power supply is of adequate power to operate the total load.
4. Electrostatic Discharge (ESD) precautions shall be incorporated when handling or installing the module. (For more information, reference document # LED093 ESD Protection for LED Systems.)
5. Installation of LED modules shall be made with regard to all applicable electrical and safety standards. Only qualified personnel should be allowed to perform installations.
6. Modules may be hot to the touch. Use caution when handling.
7. Damage by corrosion and improper heat sinking will not be honored as a materials defect claim. It is the user's responsibility to ensure adequate heat sink and protection against corrosive agents such as moisture, condensation and other harmful elements.

---

## Assembly Information

1. The PrevaLED Linear, Bar and Area modules need no supplemental heat sinking when the temperature at the Tc Point is maintained at or below 85°C. Service life when the Tc temperature is maintained is 60,000 hours/L<sub>70</sub>. When the environment is unknown, the PrevaLED Linear, Bar and Area modules should be installed in luminaires designed to provide proper thermal management to avoid premature failure of the product and to obtain expected service life. Service life (i.e. lumen depreciation) is primarily a function of LED temperature, which is to be monitored on the circuit board at the designated "Tc Point."
2. Due to variations in fixture designs, there is no exact installation prescription for obtaining an appropriate Tc Point temperature. In general, the PrevaLED Linear, Bar and Area modules should be adhered to a flat metal surface which has enough surface area to transfer the heat from the LEDs to the surrounding air. In some cases, the metal surface can be part of the mass of the fixture itself.
3. It is important to understand that once heat is transferred to a "heat sink" that heat must still be allowed to escape the "system." A heat sink transferring the thermal energy to the inside of an enclosed cavity may ultimately be of little use.
4. Tc Point temperature measurements should be taken with the modules operating at thermal equilibrium in potential fixture designs installed in an appropriate environment. Tc Point temperature can be measured with a standard thermocouple in direct contact with the circuit board at the Tc Point or with ML4C Series non-reversible OMEGALABELS ([www.omega.com](http://www.omega.com)) or equivalent.
5. For installation into thin sheet metal fixtures, OSRAM recommends using #8 self-tapping sheet metal screws with a nominal head diameter of 8mm to secure the PrevaLED Linear and Area boards. A non-conductive washer must be placed under the screw head to electrically isolate the screw head from contact with the PCB surface. Recommended screw tightening torque is 0.83ft/lb 91.13 Nm, but the fixture manufacturer should perform their own tests to determine the suitable torque range, due to the variation of sheet materials and thicknesses. If choosing a screw head with a diameter less than that of the keep out area, it is at the discretion of the fixture manufacturer to use the washer or not.
6. For CE compliance, keep module at least 0.04" (1mm) away from all luminaire edges.
7. Recommended input and board to board connections: Use 18 AWG solid core or stranded wire with a strip length of 0.28-0.35 in (7-9mm). Use direct push-in of solid conductors and push button for connection of stranded conductors and for removal of all wire types.

---

## Warranty

OSRAM LED products are covered by our LED Module, OPTOTRONIC® Power Supply or Control warranty. The PrevaLED® Linear, Bar and Area Module Portfolio is covered under warranty as long as the temperature at the Tc point does not exceed 85°C; exceeding this temperature will void all warranties. For additional information or to download the warranty registration form, refer to the latest version of the warranty (LED089) available in the literature section of [www.osram-america.com/LED](http://www.osram-america.com/LED).

Module Warranty: 3 years  
System Warranty: 5 years

## **OSRAM**

Americas Headquarters

OSRAM SYLVANIA Inc.

200 Ballardvale Street

Wilmington, MA 01887 USA

Phone 1-800-LIGHTBULB (1-800-544-4828)

[www.osram-americas.com](http://www.osram-americas.com)

OSRAM and SYLVANIA are registered trademarks.  
All other trademarks are those of their respective owners.  
Specifications subject to change without notice.

# **OSRAM**