

QUICKTRONIC® Instant Start DL40 Universal Voltage Systems



Normal Ballast Factor

High Efficiency Series

QHE 40DL/SS ISN

Lamp / Ballast Guide

- 40W T5 - DULUX® L lamps
 1 lamp QHE 1x40DL/UNV ISN-SC
 2 lamp QHE 2x40DL/UNV ISN-SC
 3-lamp QHE 3x40DL/UNV ISN-SC

Primary Lamp Type:

FT40DL

Also operates:

- FT40DL/28W/SS
 FT40DL/25W/SS

Key System Features

- High Efficiency Systems over 90% efficient
- Universal voltage (120-277V)
- QUICKSENSE® ballast technology (end-of-lamp-life sensing)
- Min. Starting Temp: 0°F (-18°C) for FT40DL and FT40DL/28W/SS
50°F (10°C) for FT40DL/25W/SS
- High luminous efficacy
- Virtually eliminates lamp flicker
- Quiet operation
- High power factor
- Low harmonic distortion
- Lightweight
- UL, CSA
- Auto Reset
- RoHS compliant
- Lead-free solder and manufacturing process

Application Information

SYLVANIA QUICKTRONIC DL40 ballasts

are ideally suited for:

- Commercial
- Retail
- Hospitality
- Institutional
- Schools
- New construction
- Direct lighting
- Indirect lighting
- Surface mount
- Cove lighting

SYLVANIA QUICKTRONIC High Efficiency (QHE) instant start DULUX L 40W ballasts save up to 6 to 9% over standard electronic ballasts without compromising light output or lamp life. These systems provide over 30% more lumen output than 34T12 U-bend systems at nearly the same power input. The small lamp diameter and ballast profile provide compact luminaire design options with improved aesthetics and performance. When paired with DULUX L SUPERSAVER® lamps, these systems save an additional 14-33% over full wattage systems.

QUICKTRONIC QHE DL ballasts are available in a one lamp, two lamp and three lamp models, with universal input voltage (120-277V). They are also RoHS compliant and feature lead-free solder and manufacturing process.


System Information

QUICKTRONIC QHE DL ballasts instant start operation to provide the highest system efficacy and to assure low temperature starting capability. Instant start also provides for maximum remote wiring distances.

QUICKSENSE ballast technology helps to protect against overheated bases and sockets, as well as cracking of the glass wall, and uses dynamic end-of-lamp-life sensing to avoid false shutdowns caused by some static sensing methods. QUICKSENSE ballast technology will auto reset when the lamps are replaced with new ones.

SYLVANIA QUICKTRONIC High Efficiency (QHE) ballasts operate on input voltage from 120V through 277V, eliminating “wrong voltage” wiring errors and reducing the number of models in inventory by half.

A complete OSRAM SYLVANIA Ballast Technology Applications and Specification Guide showing performance characteristics for all combinations of lamps and ballasts is available upon request.



Setting the standard for quality, QUICKTRONIC QHE DL systems are covered by the QUICK 60+® warranty, the first and most comprehensive system warranty in the industry

	Input Power (W)	Initial System Lumens	System ¹ Efficacy LPW
2-Lamp System (2 x 2)			
FB40T12 - Std. Magnetic Ballast	96	5795	60
FB40T12 - E.S. Magnetic Ballast	86	5795	67
FB34T12 - E.S. Magnetic Ballast	72	4575	66
FB032T8 - Magnetic	71	5415	76
DL40 - QHE2x40DL/UNV ISN-SC	68/67	5670	85
DL40/28W/SS - QHE2x40DL/UNV ISN-SC	64/63	5990	95
DL40/25W/SS - QHE2x40DL/UNV ISN-SC	50/49	4750	97
3-Lamp System (2 x 2)			
DL40 - Std. Electronic ISN Ballast (0.96 BF)	110	9070	82
DL40 - QHE3x40DL/UNV ISN-SC	100/99	8505	86
DL40/28W/SS - QHE3x40DL/UNV ISN-SC	95/94	8990	96
DL40/25W/SS - QHE3x40DL/UNV ISN-SC	74/73	7125	98

¹: System Efficacy calculation based on lowest input power value

SAME LIGHT, LESS POWER
 Saves 14% ... 15W with the new 3-Lamp QHE DL40/28W/IS SUPERSAVER System!

EVEN LESS POWER!
 Saves 33% ... 36W with the new 3-Lamp QHE DL40/25W/IS SUPERSAVER System!

SPECIFICATION DATA

Catalog #	Date	Type
Project	Prepared by	
Comments		

High Efficiency Universal Voltage (120-277V)



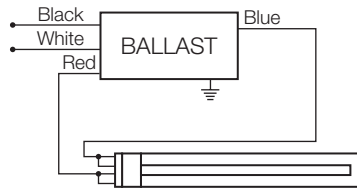
Item Number	OSRAM SYLVANIA Description	Input Current (AMPS)	Lamp ¹ Type	Rated ¹ Lumens (lm)	No. of Lamps	Ballast ¹ Factor (BF)	System ¹ Lumens	Mean ¹ System Lumens	Input Wattage (W)	System ³ Efficacy (lm/W)	BEF ²
49428	QHE 1x40DL/UNV ISN-SC	0.30/0.13	FT40T5	3150	1	0.90	2835	2440	35/35	81	2.57
		0.27/0.12	FT40DL/28W/SS	2800	1	1.07	2995	2695	32/32	94	3.34
		0.22/0.11	FT40DL/25W/SS	2500	1	0.96	2400	2160	27/26	92	3.69
49429 49416 <i>Pallet Pack</i>	QHE 2x40DL/UNV ISN-SC	0.56/0.26	FT40T5	3150	2	0.90	5670	4875	68/67	85	1.34
		0.54/0.24	FT40DL/28W/SS	2800	2	1.07	5990	5395	64/63	95	1.70
		0.41/0.18	FT40DL/25W/SS	2500	2	0.95	4750	4275	50/49	97	1.94
49430	QHE 3x40DL/UNV ISN-SC	0.84/0.36	FT40T5	3150	3	0.90	8505	7315	100/99	86	0.91
		0.79/0.35	FT40DL/28W/SS	2800	3	1.07	8990	8090	95/94	96	1.14
		0.62/0.27	FT40DL/25W/SS	2500	3	0.95	7125	6415	74/73	98	1.30

Pallet Pack contains 500 pieces, (add "-PAL" to Description).

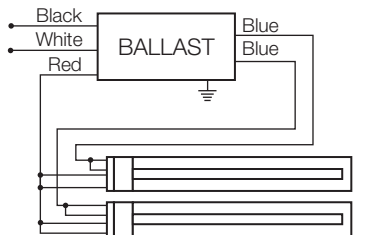
1: Ballast factor based upon 225mA nominal lamp current for FT40DL and FT40DL/25W/SS and 190mA nominal lamp current for FT40DL/28W/SS.

2: Ballast Efficiency Factor (BEF) shown = (Ballast Factor x 100) divided by Input Wattage (Note: calculation based on lowest input wattage).

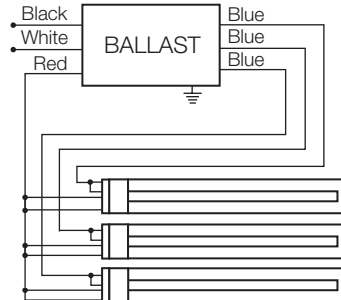
3: System Efficacy calculation based on lowest input power value



QUICKTRONIC® 1x40DL/UNV ISN-SC



QUICKTRONIC® QHE 2x40DL/UNV ISN-SC



QUICKTRONIC® QHE 3x40DL/UNV ISN-SC

Dimensions:

Overall: 9.5" L x 1.68" W x 1.18" H (241mm L x 42mm W x 30mm H)

Mounting: 8.90" (226mm)

Packaging:

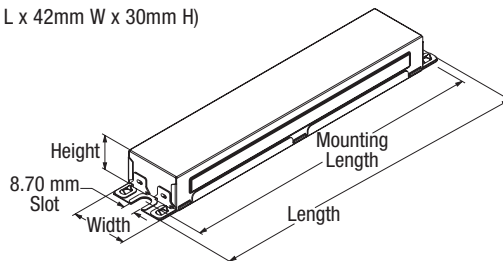
Quantity: 10 pieces

Pallet Pack: 500 pieces

Weight: 1.6 lbs each (approx)

Wiring:

Leads only (no connectors provided)



Item Number ————— 49430 QHE 3 x 40DL / UNV ISN SC ————— Case Size
 QUICKTRONIC High Efficiency ————— Starting/Ballast Factor
 Number of Lamps ————— Line Voltage (120-277V)
 Primary Lamp Wattage

Normal Ballast Factor

DL40 Instant Start

High Efficiency

Performance Guide

Data based upon SYLVANIA DL40 lamps shown. QUICKTRONIC® DL40 is also compatible with other lamp manufacturers equivalent lamp types that meet ANSI specifications.

Specifications

Data based on FT40T5

- Starting Method: Instant Start
- Ballast Factor: 0.90 (see table)
- Circuit Type: Parallel
- Lamp Frequency: >42kHz
- Lamp CCF: Less than 1.7
- Starting Temp:³ 0°F (-18°C) for FT40DL and FT40DL/28W/SS
50°F (10°C) for FT40DL/25W/SS
- Input Frequency: 60 Hz
- Low THD: <10%
- Power Factor: >98%
- Voltage Range: ±10% of 120-277V rated line (108-305V)

- UL Listed Class P, Type 1 Outdoor CSA Certified
- 70°C Max Case Temperature
- FCC 47CFR Part 18 Non-Consumer Class A Sound Rating
- ANSI C62.41 Cat. A Transient Protection
- RoHS Compliant⁴
- Remote Mounting (Max. wire length from ballast case to lampholder):
18 ft: full wattage FT40DL
6 ft: energy saving FT40DL/SS
- 3 Operation below 50°F (10°C) may affect light output or lamp operation. SUPERSAVER lamps operate at temperatures greater than 60°F (16°C)
- 4 Complies with European Union Restriction of Hazardous Substances Directive (Directive EC 2002/95)

System Life / Warranty

QUICKTRONIC products are covered by the QUICK 60+® warranty, a comprehensive lamp and ballast system warranty. For additional details, refer to the QUICK 60+ warranty bulletin.

OSRAM SYLVANIA
National Customer Service and Sales Center
 1-800-LIGHTBULB
 (1-800-544-4828)
 www.sylvania.com

Specifications subject to change without notice.