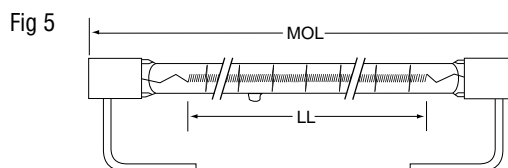
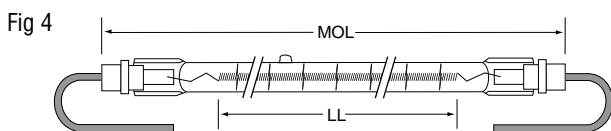
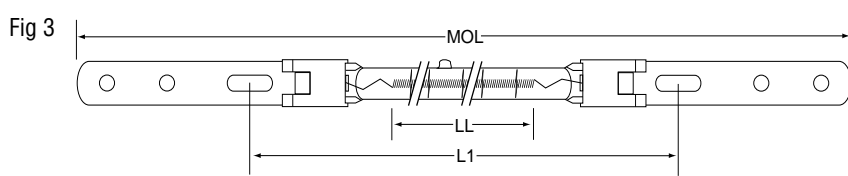
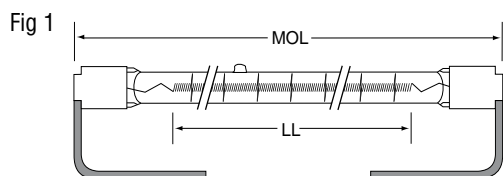


| Design Voltage    | Ushio Ordering Code | Ushio Lamp Code  | Dimensions |         |         | Color Temp (K) | Avg Life (h) | Fig No | Alternate Designation | Lamp Notes |
|-------------------|---------------------|------------------|------------|---------|---------|----------------|--------------|--------|-----------------------|------------|
|                   |                     |                  | MOL (mm)   | LL (mm) | L1 (mm) |                |              |        |                       |            |
| <b>1000 Watts</b> |                     |                  |            |         |         |                |              |        |                       |            |
| 200               | 1001303             | QIH200-1000/VD   | 357.5      | 272     | —       | 2500           | 5000         | 5      |                       | IW, S      |
| 200               | 1003075             | QIH200-1000/ZB   | 485.0      | 272     | 370     | 2500           | 5000         | 2      | —                     |            |
| 208               | 1001304             | QIH208-1000T/S   | 351.0      | 254     | —       | 2500           | 5000         | 1      | QH1000T3              |            |
| 240               | 1001315             | QIH240-1000/B    | 485.0      | 272     | 370     | 2500           | 5000         | 3      | 13195X                |            |
| 240               | 1001317             | QIH240-1000/S    | 351.0      | 254     | —       | 2500           | 5000         | 1      | QH1000T3/2CL/HT       |            |
| 240               | 1001318             | QIH240-1000/S2   | 303.0      | 254     | —       | 2500           | 5000         | 1      | QH1000T3/CL           |            |
| 240               | 1001319             | QIH240-1000/S3   | 351.0      | 272     | —       | 2500           | 5000         | 1      | 13195Y                |            |
| 240               | 1001320             | QIH240-1000/VB   | 485.0      | 272     | 370     | 2500           | 5000         | 3      | 13713X                |            |
| 240               | 1001321             | QIH240-1000/VD   | 357.5      | 272     | —       | 2500           | 5000         | 5      | 13713Z                | IW, S      |
| 240               | 1001322             | QIH240-1000/VZD  | 357.5      | 272     | —       | 2500           | 5000         | 5      | 13713Z/98             | IW, S      |
| 240               | 1001323             | QIH240-1000/ZB   | 485.0      | 272     | 370     | 2500           | 5000         | 3      | 13195X/98             |            |
| 240               | 1001324             | QIH240-1000/ZD*  | 357.5      | 272     | —       | 2500           | 5000         | 5      | 13195Z/98             | IW, S      |
| 240               | 1001325             | QIH240-1000T/S   | 351.0      | 254     | —       | 2500           | 5000         | 1      | QH1000T3              |            |
| 240               | 1001593             | QIH240-1000/VS2  | 303.0      | 254     | —       | 2500           | 5000         | 1      | —                     |            |
| 240               | 1002250             | QIH240-1000/VZH  | 357.5      | 272     | —       | 2500           | 5000         | 5      | 13713Z/98             | IW, S      |
| 240               | 1003244             | QIH240-1000/ZH3* | 357.0      | 272     | —       | 2500           | 5000         | 5      | —                     | IW         |
| <b>1200 Watts</b> |                     |                  |            |         |         |                |              |        |                       |            |
| 144               | 1001300             | QIH144-1200/S*   | 224.0      | 155     | —       | 2500           | 5000         | 1      | QH1200T3/CL           |            |
| 144               | 1001301             | QIH144-1200/S2*  | 228.0      | 155     | —       | 2500           | 5000         | 1      | 13561Y/00             | IW, R      |
| 230               | 1003142             | QIH230-1200/ZH*  | 225.0      | 155     | —       | 2700           | 3000         | 5      | 14134Z/98             | IW, S      |
| <b>1300 Watt</b>  |                     |                  |            |         |         |                |              |        |                       |            |
| 220               | 1003233             | QIH220-1300/ZL*  | 377.0      | 290     | —       | 2500           | 5000         | 4      | —                     | IW, F      |
| 230               | 1003236             | QIH230-1300/ZL*  | 453        | 358     | —       | 2500           | 5000         | 4      | —                     | IW, F      |
| <b>1350 Watt</b>  |                     |                  |            |         |         |                |              |        |                       |            |
| 115               | 1001287             | QIH115-1350/L    | 317.0      | 256     | —       | 2750           | 3000         | 4      | 13381/99              | IW         |
| 220               | 1001311             | QIH220-1350/L    | 317.0      | 256     | —       | 2750           | 3000         | 4      | 13381/99              | IW         |

\*For plastic blow molding

Please contact National Customer Service Center for detailed specifications and special design requirements.



**Dimensions**

- MOL = Maximum Overall Length
- LL = Lighted Length (filament length) (avg.)
- L1 = Designated Length (avg.)
- Maximum bulb diameter: 11mm
- All dimensions are in millimeters (mm)

**Lamp Notes**

- F = Faston Terminal (FR = Faston Receptacle, FT = Faston Tab)
- IW = Insulated Wire
- R = Ring Tongue Terminal
- S = Spade Tongue Terminal
- Standard Lead Wire Length: 145mm

