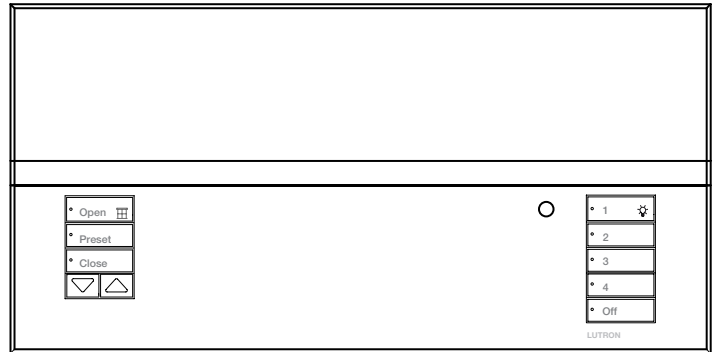
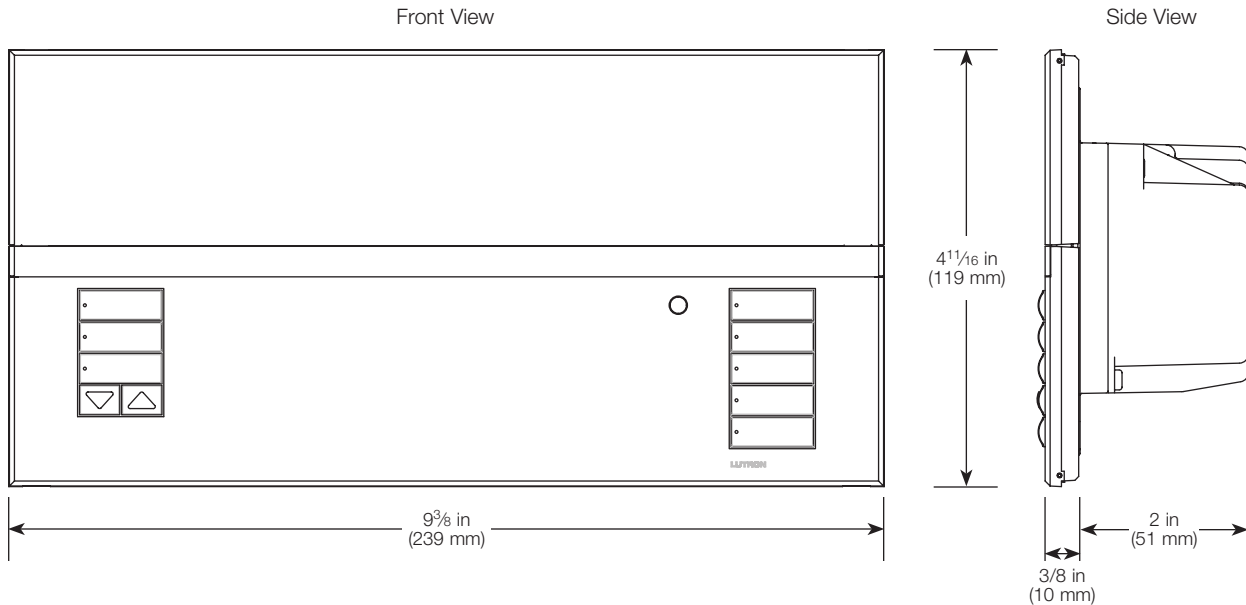


GRAFIK Eye QS Wireless Control Unit

GRAFIK Eye QS Wireless is the premier energy-saving light and shade control. The GRAFIK Eye QS control unit includes an astronomic timeclock, intuitive lighting presets, and direct shade control. Now with wireless technology, you can use the GRAFIK Eye QS Wireless control unit to seamlessly integrate with a variety of Lutron wireless products and systems, including RadioRA 2, Radio Powr Savr occupancy, vacancy, and daylight sensors, Sivoia QS Wireless shades, Pico wireless controls, and other GRAFIK Eye QS Wireless control units. Additionally, the GRAFIK Eye QS Wireless is compatible with all Lutron wired QS products and systems, including Quantum.



Mechanical Dimensions



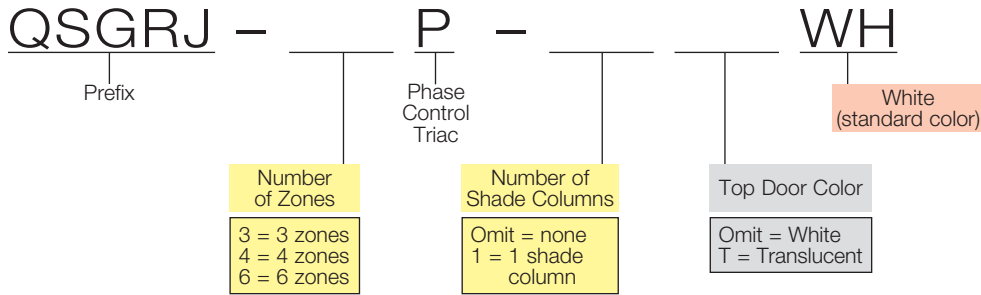
Fits into a 4-gang U.S. backbox, 3 1/2 in (90.4 mm) deep (Lutron P/N 245254) or 3 in (76.2 mm) deep (Lutron P/N 241400)

Job Name:	Model Numbers:	
<input type="text"/>	<input type="text"/>	<input type="text"/>
Job Number:	<input type="text"/>	<input type="text"/>

GRAFIK Eye QS Wireless Control Unit

Standard Model Numbers

- See following pages for ordering standard and custom (non-standard) model numbers
- See Standard Color Combinations page for faceplate, stripe, and button colors



Example:
QSGRJ-6P-1TWH
 6-zone standard white unit with 1 shade column and translucent top door.

Unit will ship unengraved with engraving certificate that customer can redeem at no charge.

Available Standard Model Numbers

3 Zones

QSGRJ-3P-WH
 QSGRJ-3P-TWH
 QSGRJ-3P-1WH
 QSGRJ-3P-1TWH

4 Zones

QSGRJ-4P-WH
 QSGRJ-4P-TWH
 QSGRJ-4P-1WH
 QSGRJ-4P-1TWH

6 Zones

QSGRJ-6P-WH
 QSGRJ-6P-TWH
 QSGRJ-6P-1WH
 QSGRJ-6P-1TWH

Important Note:

For any non-standard units, you must order **both** a Base Unit and a Faceplate Kit. Please see the Custom Ordering Information on the following pages.

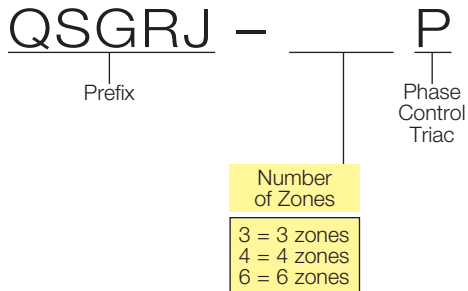
Job Name:	Model Numbers:	
<input type="text"/>	<input type="text"/>	<input type="text"/>
Job Number:	<input type="text"/>	<input type="text"/>

GRAFIK Eye QS Wireless Control Unit (continued)

Custom Color Options and Model Numbers

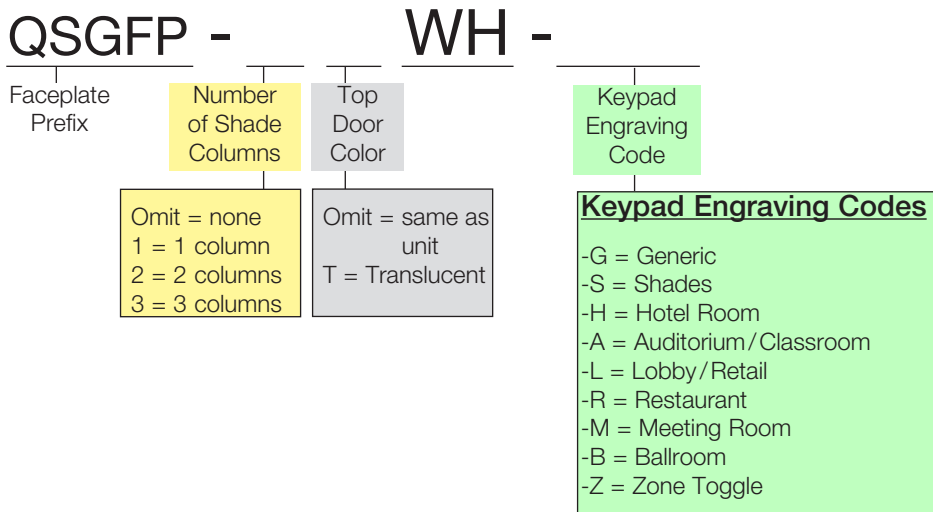
- You must order a Base Unit and a Faceplate Kit
- See Standard Color Combinations page for faceplate, stripe, and button colors

Base Unit



Example:
QSGRJ-6P
 6-zone base unit
 and
QSGFP-2WH-G
 Ivory faceplate kit with
 two shade columns and
 general engraving

Standard Engraved Faceplate Kit (WH only) (includes coordinating stripe and buttons)



Job Name:	Model Numbers:	
<input type="text"/>	<input type="text"/>	<input type="text"/>
Job Number:	<input type="text"/>	<input type="text"/>

GRAFIK Eye QS Wireless Control Unit (continued)

Standard Engraved Faceplate Kit (WH only) (continued)

Generic (-G)

1
2
3
4
Off

Meeting Room (-M)

All On
Meeting
A/V
Cleaning
All Off

Shades (-S)

Open
Preset 1
Preset 2
Preset 3
Close

Ballroom (-B)

All On
Event 1
Event 2
Event 3
All Off

Hotel Room (-H)

High
Medium
Low
Nightlight
Off

Zone Toggle (-Z)

Zone 1
Zone 2
Zone 3
Zone 4
Zone 5

Auditorium/Classroom (-A)

All On
Present
Lecture
Exam
All Off

Lobby/Retail (-L)

All On
Morning
Afternoon
Evening
All Off

Restaurant (-R)

All On
Breakfast
Lunch
Dinner
All Off

* Standard engraving text does not automatically assign or re-assign system programming to the QS keypad buttons. Project-specific customer input and programming by a Lutron service team member is still required to achieve a desired sequence of operation/system functionality per control.

Job Name: <input type="text"/>	Model Numbers: <input type="text"/>	
Job Number: <input type="text"/>	<input type="text"/>	<input type="text"/>