

QTP-M 1X26...42

QUICKTRONIC-M | ECG for circular FL 16 mm



Areas of application

- Emergency lighting systems acc. to EN 50172 / DIN VDE 0108-100
- Public buildings
- Sports halls and factories
- Wide range of applications

Product benefits

- Long lamp life
- No adverse effect from frequent on/off switching
- Perfect lamp start for applications with motion sensors
- Separate installations thanks to optional cable clamp for K2 and K3 casings
- VDE/VDE EMC certified system

Product features

- Supply voltage: 220...240 V
- Line voltage: 198...264 V
- Lamp start with optimum filament preheating
- Energy Efficiency Index EEI: A2
- Automatic shutdown of defective lamps and at end of life (EoL T.2)
- Lamp operation: to EN 60929
- Safety: to EN 61347-2-3

Product datasheet

Technical data

Electrical data

Input voltage AC	198...264 V
Line current	0.20 A
Nominal voltage	220...240 V
Mains frequency	50...60 Hz
Input voltage DC	176...276 V
Operating frequency	47 kHz ¹⁾
Max. no. of ECGs on circuit breaker 10 A	17 ²⁾
Max. no. of ECGs on circuit breaker 16 A	28 ²⁾
Inrush current	15 A

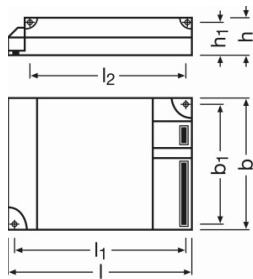
¹⁾ Approximately

²⁾ Type B

Light technical data

Starting time	1.0 s
---------------	-------

Dimensions & weight



Length	103.0 mm
Width	67.0 mm
Height	31.0 mm
Mounting hole spacing, length	94.0 mm
Product weight	147.00 g
Cable cross-section, output side	0.5...1.5 mm ²
Cable cross-section, input side	0.5...1.5 mm ²

Temperatures

Ambient temperature range	-20...+50 °C
---------------------------	--------------

Product datasheet

Lifespan

ECG lifetime	50000 h ¹⁾
--------------	-----------------------

¹⁾ At tcase = 75°C at tc point / 10 % failure rate

Additional product data

Product remark	Optional cable clamp, see chapter ECG mountings - cable clamp
----------------	---

Capabilities

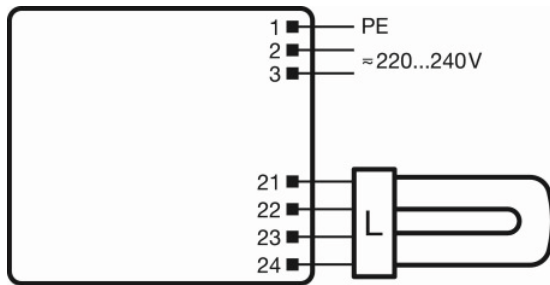
Suitable for fixtures with prot. class	I / II
End of lamp life safety shutdown	EOL T.2

Certificates & standards

Approval marks – approval	VDE / VDE-EMC / ENEC 10 / GOST / RCM
EEL – Energy Label	A2
Standards	Acc. to EN 61347-2-3/Acc. to EN 60929/Acc. to EN 55015:2006 + A1:2007/Acc. to EN 61000-3-2/Acc. to EN 61547
Protection class	I/II
Type of protection	IP20











Product datasheet

Wiring Diagram







Wiring diagram

Download Data

File	
	Addon Technical Information ATI QTP-M 1X26-42 (GB)
	Certificates EMC-Marks approval QTP-M
	Certificates EMC-Marks approval QT-M
	Certificates ENEC-Marks approval QT-M
	Certificates INOTEC
	Certificates ENEC-VDE-Marks approval
	Certificates CEAG requirements Compatibility to modules of manufacturers for emergency lighti
	Certificates Manufacturer's declaration LampECG combinations: Frequent switching
	Certificates VDE Quality Tested Simplified luminaire approbation
	Certificates VDE-EMC-Certificate QT-M

Product datasheet

	Declarations of conformity Declaration of conformity QT-M
	Declarations of conformity Declaration of conformity QTP-M
	Installation/Operation notice Technical guide - ECGs for T5-lamps
	CAD data 3-dim QTP-M 1X26-42
	CAD data 3-dim QTP-M 1X26-42

Logistical Data

Product code	Product description	Packaging unit (Pieces/Unit)	Dimensions (length x width x height)	Volume	Gross weight
4008321329134	QTP-M 1X26...42	Shipping carton box 20	360 mm x 102 mm x 230 mm	8.45 dm ³	2986.00 g

The mentioned product code describes the smallest quantity unit which can be ordered. One shipping unit can contain one or more single products. When placing an order, for the quantity please enter single or multiples of a shipping unit.

Disclaimer

Subject to change without notice. Errors and omission excepted. Always make sure to use the most recent release.

Product datasheet

QTP-M 1X26...42

QUICKTRONIC-M | ECG for circular FL 16 mm

Product name	Lamp group	Nominal current	Nominal wattage + Power loss	Luminous flux at 25 °C	Number of lighting outlets	Luminous flux at 35 °C
QTP-M 1x26-42	DULUX D/E 26 W	0.12 A	27.00 W	1750 lm	1	
	DULUX D/E 26 W XT	0.12 A	27.00 W	1750 lm	1	
	DULUX F 18 W	0.09 A	19.00 W		1	1050 lm
	DULUX F 24 W	0.12 A	25.00 W		1	1650 lm
	DULUX F 36 W	0.16 A	35.00 W		1	2700 lm
	DULUX L 18 W	0.09 A	18.00 W		1	1150 lm
	DULUX L 18 W XT	0.09 A	18.00 W		1	1150 lm
	DULUX L 24 W	0.12 A	25.00 W		1	1750 lm
	DULUX L 24 W XT	0.12 A	25.00 W		1	1750 lm
	DULUX L 36 W	0.16 A	35.00 W		1	2800 lm
	DULUX L 36 W XT	0.16 A	35.00 W		1	2800 lm
	DULUX L 40 W	0.19 A	43.00 W		1	3500 lm
	DULUX L 40 W CONSTANT	0.19 A	43.00 W		1	3500 lm
	DULUX T/E 26 W	0.12 A	27.00 W		1	1750 lm
	DULUX T/E 26 W CONSTANT	0.12 A	27.00 W		1	1750 lm
	DULUX T/E 32 W	0.16 A	35.00 W		1	2400 lm
	DULUX T/E 32 W CONSTANT	0.16 A	35.00 W		1	2400 lm
	DULUX T/E 32 W XT	0.16 A	35.00 W		1	2400 lm

Product datasheet

Product name	Lamp group	Nominal current	Nominal wattage + Power loss	Luminous flux at 25 °C	Number of lighting outlets	Luminous flux at 35 °C
	DULUX T/E 42 W	0.20 A	46.00 W	3200 lm	1	
	DULUX T/E 42 W CONSTANT	0.20 A	46.00 W	3200 lm	1	
	FC 22 W	0.12 A	25.00 W		1	1800 lm
	FC 40 W	0.19 A	43.00 W		1	3200 lm
	HO 24 W	0.12 A	25.00 W		1	1750 lm
	HO 24 W CONSTANT	0.12 A	25.00 W		1	1900 lm
	HO 39 W	0.18 A	41.00 W		1	3100 lm
	HO 39 W CONSTANT	0.18 A	41.00 W		1	3300 lm
	L 18 W	0.10 A	19.00 W		1	1350 lm
	L 18 W XT	0.10 A	19.00 W		1	1350 lm
	L 18 W XXT	0.10 A	19.00 W		1	1350 lm
	L 36 W	0.16 A	35.00 W		1	3350 lm