

LED RetroFit

2'x2' & 2'x4'



Designed Specifically for Quick and Easy Installation.

LED RetroFit is the first fluorescent troffer retrofit that installs in as little as 3 minutes. Powerful rare Earth magnets allow LED RetroFit to attach magnetically allowing hands-free installation. Once installed, LED RetroFit saves up to 60% of energy and lasts for up to 20 years. Now in less than the time needed to change a ballast, you can convert your existing fixture into energy-saving LED. Help protect the environment and lower your operating costs for years to come.

Benefits

- Designed to preserve the optical output and aesthetics of your fixture
- Installs in minutes
- No need to break into the ceiling plenum
- Universal 120-277V driver
- 7-year warranty
- Shatterproof; safe for food service applications

Markets & Applications

- Hospitals
- Schools
- Offices
- Retail

LED RetroFit

2'x2' & 2'x4'

Technical Product Information

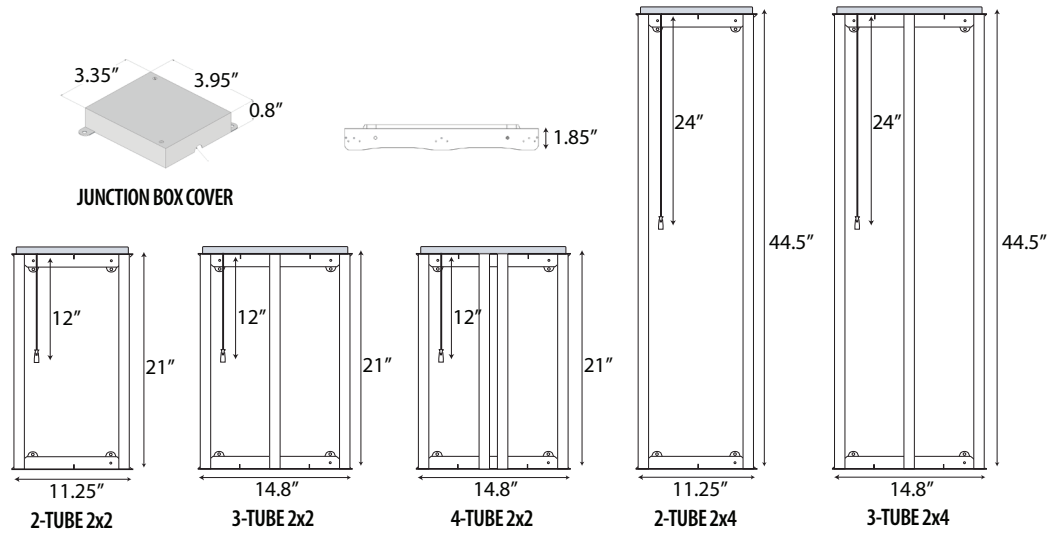
Line Frequency: 60Hz

CRI: 83

Power Factor: ≥ 0.95

Operating Temp: -5° to 95°F

Available by Special Order: 3000K



Part Number Matrix

XX (product family)	XX (wattage)	X (voltage)	X (connector)	XX (shape)	XX (color temperature)
RF - LED Retrofit	22 - 22 watts 32 - 32 watts 50 - 50 watts 52 - 52 watts	U - 120-277V	Q - QuickConnect	T2 - 2'x2' Troffer T4 - 2'x4' Troffer	35 - 3500K 40 - 4000K 50 - 5000K

Product Specifications

TYPE	WATTS	VOLTS	DESCRIPTION	ORDERING CODE	AVERAGE RATED LIFE	CCT (K)	RETROFIT LUMENS	LUMINAIRE LUMENS**	DLG LISTED
2-TUBE 2X2	22	120-277	22W 2-2X2 LED RF QC 3500K	RF22UQT235	85,000	3500	2,300	2,010	YES
	22	120-277	22W 2-2X2 LED RF QC 4000K	RF22UQT240	85,000	4000	2,300	2,010	YES
	22	120-277	22W 2-2X2 LED RF QC 5000K	RF22UQT250	85,000	5000	2,300	2,010	YES
3-TUBE 2X2	32	120-277	32W 3-2X2 LED RF QC 3500K	RF32UQT235	85,000	3500	3,600	3,100	YES
	32	120-277	32W 3-2X2 LED RF QC 4000K	RF32UQT240	85,000	4000	3,600	3,100	YES
	32	120-277	32W 3-2X2 LED RF QC 5000K	RF32UQT250	85,000	5000	3,600	3,100	YES
4-TUBE 2X2	52	120-277	52W 4-2X2 LED RF QC 3500K	RF52UQT235	60,000	3500	5,380	4,675	YES
	52	120-277	52W 4-2X2 LED RF QC 4000K	RF52UQT240	60,000	4000	5,380	4,675	YES
	52	120-277	52W 4-2X2 LED RF QC 5000K	RF52UQT250	60,000	5000	5,380	4,675	YES
2-TUBE, 2X4	32	120-277	32W 2-2X4 LED RF QC 3500K	RF32UQT435	85,000	3500	3,600	3,100	YES
	32	120-277	32W 2-2X4 LED RF QC 4000K	RF32UQT440	85,000	4000	3,600	3,100	YES
	32	120-277	32W 2-2X4 LED RF QC 5000K	RF32UQT450	85,000	5000	3,600	3,100	YES
3-TUBE, 2X4	50	120-277	50W 3-2X4 LED RF QC 3500K	RF50UQT435	85,000	3500	5,850	4,900	YES
	50	120-277	50W 3-2X4 LED RF QC 4000K	RF50UQT440	85,000	4000	5,850	4,900	YES
	50	120-277	50W 3-2X4 LED RF QC 5000K	RF50UQT450	85,000	5000	5,850	4,900	YES

What's included in the box with LED RetroFit:

Magnetic Junction Box • Luminaire Disconnect Male • 4 Self-tapping Screws • 2 Labels • Installation Instructions

* 85,000 and 60,000 hours based on 35°C ambient room temperature

** Based on Photometric testing consistent with IES LM-79 testing; Lumens will vary based on diffuser and fixture

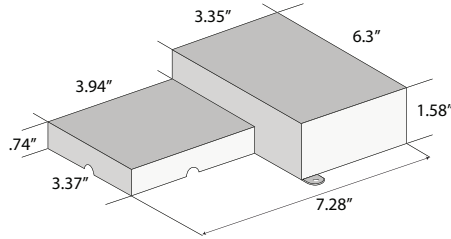
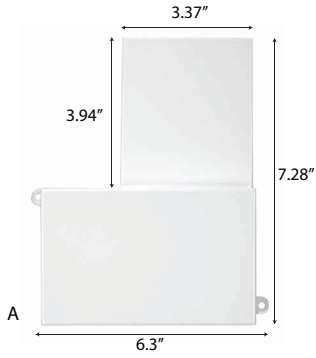


Pat. 8,960,951 B1



LED Retrofit

2'x2' & 2'x4' Accessories



LARGE RETROFIT JUNCTION BOX

IMAGE	DESCRIPTION	ORDERING CODE	QTY/CASE	ACCESSORY USE	USED WITH LED RETROFIT SERIES
A	LARGE RETROFIT JUNCTION BOX	RFAJBL	10	PROVIDES EXTRA SPACE FOR ELECTRICAL WIRING WHEN NEEDED	RF22UQT2(XX) RF32UQT(XXX) RF50UQT4(XX) RF52UQT2(XX)