

PART #	
JOB NAME	
TYPE	

DIMMING OPTIONS

120/277V VOLTAGE EXTERNAL DRIVER LVD = 120V DIMMING ONLY	<20% THD >90% PWR FACTOR/THD	32°F TO 104°F OPERATING TEMP	DIM TO 1% LUTRON ECOSYSTEM & 3-WIRE	0-10V DIM 10V DIM	80+ CRI	195° BEAM ANGLE	320° LIGHT DISTRIBUTION	5 YEAR WARRANTY	TYPE C RETROFIT PROJECT TYPES
---	--	--	--	-----------------------------	-------------------	---------------------------	-----------------------------------	------------------------------	---

upgrade existing fluorescent lamps & ballasts to LEDs & drivers



retrofits compatible w/ LUTRON Controls

- Lutron compatibility between installed control system & existing fixture
 - EcoSystem digital control – dims down to 1%
 - 3-wire phase control – dims down to 1%
- 0-10V – dims down to 5%
- Line voltage dimming (5% Dimming Typical. 120V/277V Switched; 120V only for dimming)
- Contact us for other driver types
- Retrofit for over 50% less than installing a new fixture
- Simplest & safest way to achieve energy savings
- Keep existing fixtures, controls, sensors & programming capability
- No mess/fixture recycling; no need to break ceiling plane
- Substantial maintenance & energy savings
- Optimize local utility rebates



available kits include

- T8 2', 3' & 4' G13 Base
- T5 2', 3' & 4' G5 Base
- T5HO 2', 3' & 4' G5 Base
- Troffer Transformer 2x2, 1x4, 2x4 (Refer to C-Flex Troffer Transformer Spec Sheet for ordering detail)
- LBE/BAR KIT
- PLL/BIAX 2G11 Base
- CFL/PL G24Q Base

For more information please visit c-flexretrofits.com

ETL CLASSIFIED



Intertek
5018068



When searching the DLC QPL, use quotation marks around our brand name or Part # ("C-Flex" or "RP-T5-4FT-2L-840-E1-M-G2") or visit our website for a file that contains the DLC Product ID.



CORPORATE HEADQUARTERS 188 S. Northwest Highway • Cary, IL 60013
 INNOVATION & MANUFACTURING CENTER 30 Log Bridge Road, Building 200 • Middleton, MA 01949
 847.380.3540 • c-flexretrofits.com

C-Flex LUTRON, 0 - 10V, LVD RETROFIT KITS

MOST COMMON FIXTURE TYPES



Direct/Indirect Pendants



Recessed/Slot




High Bay



1x4, 2x2 & 2x4 Parabolic/
Diffused/Architectural Troffers



Downlights



Cove & Ambient Lighting

MOST COMMON END USERS/VERTICAL MARKETS



University/Schools



Healthcare



Commercial Office



Warehouse/Big Box



Government



Gymnasium +
Recreation Areas



Hospitality

EXAMPLE KIT OPTIONS



T8 2', 3' & 4'



T5 2', 3' & 4'/T5HO 2', 3' & 4'



LBE/BAR KIT



PLL/BIAX 2G11 Base



CFL/PL G24Q Base



Troffer Transformer - Volumetric and Flat Panel
(Refer to C-Flex Troffer Transformer Spec
Sheet for ordering detail)

CHOOSE YOUR LIGHT ENGINE

PAIR IT WITH A GENUINE LUTRON
DRIVER AND ACCESSORIES



Genuine Lutron Driver



Service
Disconnect



Latch
Connectors



CORPORATE HEADQUARTERS 188 S. Northwest Highway • Cary, IL 60013
INNOVATION & MANUFACTURING CENTER 30 Log Bridge Road, Building 200 • Middleton, MA 01949
847.380.3540 • c-flexretrofits.com

C-Flex LUTRON, 0-10V, LVD RETROFIT KITS

PART NUMBER BUILDER

MFR	PRODUCT	SIZE/LM	# OF LAMPS	COLOR (XX)	DIMMING (DD)	CASE (C)	GEN	OPTIONS (SEE BELOW)	
RP	<div style="display: flex; flex-direction: column; gap: 5px;"> <div style="border: 1px solid gray; padding: 2px;"> T8LO T8HO T8 T5 T5HO BARLO BAR BARHO </div> <div style="border: 1px solid gray; padding: 2px;"> 2FT 3FT 4FT </div> <div style="border: 1px solid gray; padding: 2px;"> 1L 2L 3L 4L </div> <div style="border: 1px solid gray; padding: 2px;"> 830 = 3000K 835 = 3500K 840 = 4000K 850 = 5000K </div> <div style="border: 1px solid gray; padding: 2px;"> E1 = LUTRON ECO SYSTEM 1 DIMS DOWN TO 1% 3W = LUTRON 3 WIRE DIMS DOWN TO 1% 10V = 0-10V DIMMING - (TLED, PLL & BAR KITS REQUIRE WATTAGE OPTION; SEE BELOW FOR AVAILABLE OPTIONS) DIMS DOWN TO 5% LVD = LINE VOLTAGE DIMMING (5% DIMMING TYPICAL. 120V/277V SWITCHED; 120V ONLY FOR DIMMING) DA = DALI DIMS DOWN TO 1% </div> <div style="border: 1px solid gray; padding: 2px;"> K = SQUARE W/STUDS KN = SQUARE W/O STUDS M = LINEAR (SEE DIMENSIONS ON LAST PAGE) </div> </div>	<div style="display: flex; flex-direction: column; gap: 5px;"> <div style="border: 1px solid gray; padding: 2px;"> 2.5K 5.0K 7.5K </div> <div style="border: 1px solid gray; padding: 2px;"> 126V 126H 132V 132H 142V 142H 226V 226H 232H 242H </div> </div>						G2	<div style="display: flex; gap: 10px;"> <div style="border: 1px solid gray; padding: 2px;">EMG</div> <div style="border: 1px solid gray; padding: 2px;">W</div> <div style="border: 1px solid gray; padding: 2px;">B</div> <div style="border: 1px solid gray; padding: 2px;">TAA</div> </div>

G24Q
PL G24Q-BASED LAMPS ARE NOT RATED FOR USE IN ENCLOSED FIXTURES

ORDERING EXAMPLES RP-T5-4FT-2L-830-E1-M-G2
 RP-T8-4FT-1L-830-10V-M-G2-10W

OPTIONS

EMG = Emergency Battery Backup Approximately 500 lumens for 90 minutes. Contact us for more options	W = Specific Wattage Only available for TLED, PLL and bar kits with 0-10V driver option. Not used with G24Q kits (See pages 5-11 for wattage and lumen options)	B = Bulk Pack options B24 = 1-lamp kit B12 = 2-lamp kit B8 = 3-lamp kit B6 = 4-lamp kit	TAA = TRADE AGREEMENT ACT (not available for PLL OR G24Q lamp types)
---	--	---	---

To specify a C-Flex Troffer Transformer Kit, refer to C-Flex Troffer Transformer Spec Sheet

ORDERING GUIDE (USE PART NUMBER BUILDER ABOVE TO COMPLETE PART NUMBER)

	PART #	E1-M	3W-M	10V	LVD	LAMPS PER DRIVER	SYSTEM LUMENS*	SYSTEM WATTAGE*
BARLO	RP-BARLO-4FT-1L-8XX-DD-C-G2	Y	Y	Y	Y	1	1835	15
	RP-BARLO-4FT-2L-8XX-DD-C-G2	Y	Y	Y	Y	2	3670	30
BAR	RP-BAR-2FT-1L-8XX-DD-C-G2	Y	Y	Y	Y	1	1476	12
	RP-BAR-2FT-2L-8XX-DD-C-G2	Y	Y	Y	Y	2	2153	17
	RP-BAR-2FT-3L-8XX-DD-C-G2	Y	Y	Y	Y	3	3383	27
	RP-BAR-2FT-4L-8XX-DD-C-G2	Y	Y	Y	Y	4	4613	36
	RP-BAR-3FT-1L-8XX-DD-C-G2	Y	Y	Y	Y	1	1476	12
	RP-BAR-3FT-2L-8XX-DD-C-G2	Y	Y	Y	Y	2	2153	17
	RP-BAR-3FT-3L-8XX-DD-C-G2	Y	Y	Y	Y	3	3383	27
	RP-BAR-3FT-4L-8XX-DD-C-G2	Y	Y	Y	Y	4	4613	36
	RP-BAR-4FT-1L-8XX-DD-C-G2	Y	Y	Y	Y	1	2153	17
	RP-BAR-4FT-2L-8XX-DD-C-G2	Y	Y	Y	Y	2	4305	34
	RP-BAR-4FT-3L-8XX-DD-C-G2	Y	Y	Y	Y	3	6458	51
	RP-BAR-4FT-4L-8XX-DD-C-G2	Y	Y	Y	Y	4	8610	68
BARHO	RP-BARHO-2FT-1L-8XX-DD-C-G2	Y	Y	Y	Y	1	1722	14
	RP-BARHO-2FT-2L-8XX-DD-C-G2	Y	Y	Y	Y	2	3383	27
	RP-BARHO-2FT-3L-8XX-DD-C-G2	Y	Y	Y	Y	3	5166	41
	RP-BARHO-3FT-1L-8XX-DD-C-G2	Y	Y	Y	Y	1	1722	14
	RP-BARHO-3FT-2L-8XX-DD-C-G2	Y	Y	Y	Y	2	3383	27
	RP-BARHO-3FT-3L-8XX-DD-C-G2	Y	Y	Y	Y	3	5166	41
	RP-BARHO-3FT-4L-8XX-DD-C-G2	Y	Y ²	Y	Y	4	6765	53
	RP-BARHO-4FT-1L-8XX-DD-C-G2	Y	Y	Y	Y	1	3383	27
	RP-BARHO-4FT-2L-8XX-DD-C-G2	Y	Y ²	Y	Y	2	6765	53
RP-BARHO-4FT-3L-8XX-DD-C-G2	Y	Y	Y	Y	3	10148	80	
PLL	RP-PLL-2.5K-1L-8XX-DD-C-G2	Y	Y	Y	Y	1	2500	25
	RP-PLL-5.0K-2L-8XX-DD-C-G2	Y	Y	Y	Y	2	5000	50
	RP-PLL-7.5K-3L-8XX-DD-C-G2	Y	Y	Y	Y ¹	3	7500	70

Y¹: 10% reduction in lumens and wattage Y²: 20% reduction in lumens and wattage

* System lumens and wattage specifications are based on DLC data where available, Ecosystem drivers and 4000K lamps. Actual lumens and wattage may vary depending on driver and lamp color.

For BAA projects, please contact our projects quotations team.



CORPORATE HEADQUARTERS 188 S. Northwest Highway • Cary, IL 60013
 INNOVATION & MANUFACTURING CENTER 30 Log Bridge Road, Building 200 • Middleton, MA 01949
 847.380.3540 • c-flexretrofits.com

01.06.25 Information is subject to change without notice.

The Lutron logo, EcoSystem, and Lutron are trademarks or registered trademarks of Lutron Electronics Co., Inc., in the U.S. and/or other countries.

C-Flex LUTRON, 0 - 10V, LVD RETROFIT KITS

ORDERING GUIDE (CONTINUED)

	PART #	E1-M	3W-M	LVD	LAMPS PER DRIVER	SYSTEM LUMENS*	SYSTEM WATTAGE*	
T5	RP-T5-2FT-1L-8XX-DD-C-G2	Y	Y	Y	1	1544	13	
	RP-T5-2FT-2L-8XX-DD-C-G2	Y	Y	Y	2	2252	25	
	RP-T5-3FT-1L-8XX-DD-C-G2	Y	Y	Y	1	1544	13	
	RP-T5-3FT-2L-8XX-DD-C-G2	Y	Y	Y	2	2252	25	
	RP-T5-4FT-1L-8XX-DD-C-G2	Y	Y	Y	1	2252	19	
	RP-T5-4FT-2L-8XX-DD-C-G2	Y	Y	Y	2	4505	37	
T5HO	RP-T5HO-2FT-1L-8XX-DD-C-G2	Y	Y	Y	1	1802	15	
	RP-T5HO-2FT-2L-8XX-DD-C-G2	Y	Y	Y	2	3539	29	
	RP-T5HO-2FT-3L-8XX-DD-C-G2	Y	Y	Y	3	5405	44	
	RP-T5HO-3FT-1L-8XX-DD-C-G2	Y	Y	Y	1	1802	15	
	RP-T5HO-3FT-2L-8XX-DD-C-G2	Y	Y	Y	2	3539	29	
	RP-T5HO-3FT-3L-8XX-DD-C-G2	Y	Y	Y	3	5405	44	
	RP-T5HO-4FT-1L-8XX-DD-C-G2	Y	Y	Y	1	3539	29	
	RP-T5HO-4FT-2L-8XX-DD-C-G2	Y	Y ²	Y	2	7079	58	
	RP-T5HO-4FT-3L-8XX-DD-C-G2	Y			3	10618	87	
T8LO	RP-T8LO-4FT-1L-8XX-DD-C-G2	Y	Y	Y	1	1680	17	
	RP-T8LO-4FT-2L-8XX-DD-C-G2	Y	Y	Y	2	3360	29	
	RP-T8LO-4FT-3L-8XX-DD-C-G2	Y	Y	Y	3	5040	41	
	RP-T8LO-4FT-4L-8XX-DD-C-G2	Y		Y	4	6720	53	
T8	RP-T8-2FT-1L-8XX-DD-C-G2	Y	Y	Y	1	1496	12	
	RP-T8-2FT-2L-8XX-DD-C-G2	Y	Y	Y	2	2182	18	
	RP-T8-2FT-3L-8XX-DD-C-G2	Y	Y	Y	3	3429	28	
	RP-T8-2FT-4L-8XX-DD-C-G2	Y	Y	Y	4	4676	38	
	RP-T8-3FT-1L-8XX-DD-C-G2	Y	Y	Y	1	1496	12	
	RP-T8-3FT-2L-8XX-DD-C-G2	Y	Y	Y	2	2182	18	
	RP-T8-3FT-3L-8XX-DD-C-G2	Y	Y	Y	3	3429	28	
	RP-T8-3FT-4L-8XX-DD-C-G2	Y	Y	Y	4	4676	38	
	RP-T8-4FT-1L-8XX-DD-C-G2	Y	Y	Y	1	2182	18	
	RP-T8-4FT-2L-8XX-DD-C-G2	Y	Y	Y	2	4365	35	
	RP-T8-4FT-3L-8XX-DD-C-G2	Y	Y ¹	Y	3	6547	53	
	RP-T8-4FT-4L-8XX-DD-C-G2	Y			4	8729	71	
	T8HO	RP-T8HO-4FT-1L-8XX-DD-C-G2	Y	Y	Y	1	3220	28
		RP-T8HO-4FT-2L-8XX-DD-C-G2	Y	Y	Y	2	6440	51
RP-T8HO-4FT-3L-8XX-DD-C-G2		Y			3	9660	74	

Y¹: 10% reduction in lumens and wattage Y²: 20% reduction in lumens and wattage

* System lumens and wattage specifications are based on DLC data where available, Ecosystem drivers and 4000K lamps. Actual lumens and wattage may vary depending on driver and lamp color.








Refer to Part Number Builder on page 3 for complete kit part number detail. PL lamps are not rated for use in enclosed fixtures.

	REPLACES CFL		VERTICAL					HORIZONTAL				
	LAMP QTY	LAMP WATTAGE	SYSTEM WATTAGE	LUMENS	LED LAMP IMAGE	LAMP QTY	KIT PART #	SYSTEM WATTAGE	LUMENS	LED LAMP IMAGE	LAMP QTY	KIT PART #
CFL/PL G24Q	1	26	12	900	A	1	RP-G24Q-126V-1L-8XX-DD-C-G2	13	1000	B	1	RP-G24Q-126H-1L-8XX-DD-C-G2
	2	26	24	1800	A	2	RP-G24Q-226V-2L-8XX-DD-C-G2	26	2000	B	2	RP-G24Q-226H-2L-8XX-DD-C-G2
	1	32	14	1200	C*	1	RP-G24Q-132V-1L-8XX-DD-C-G2	14	1200	D**	1	RP-G24Q-132H-1L-8XX-DD-C-G2
	2	32	N/A	N/A	N/A	N/A	N/A	24	2400	F**	1	RP-G24Q-232H-1L-8XX-DD-C-G2
	1	42	28	2700	E*	1	RP-G24Q-142V-1L-8XX-DD-C-G2	21	2000	F**	1	RP-G24Q-142H-1L-8XX-DD-C-G2
	2	42	N/A	N/A	N/A	N/A	N/A	28	2700	F**	1	RP-G24Q-242H-1L-8XX-DD-C-G2

*Depending on luminaire design, vertical downlights may benefit from having the lamp mounted lower in the luminaire. In those cases, a vertical socket extender is available; order item number: LED-7319

**Shipped with horizontal-to-vertical adapter LED-7317-ARM. May not fit in all 6" cans; test-for-fit.

Note: LVD M and K case driver options are not available for 1-lamp 26W and 32W fluorescent CFL replacement kits.

 <p>A Replaces up to 26W G24q Base (Vertical)</p>	 <p>B Replaces up to 26W G24q Base (Horizontal)</p>	 <p>C Replaces up to 32W G24q Base (Vertical)</p>	 <p>D Replaces up to 32W G24q Base (Horizontal)</p>	 <p>E Replaces up to 42W G24q Base (Vertical)</p>	 <p>F Replaces up to 42W G24q Base (Horizontal)</p>	 <p>LED-7319 Vertical Extender For Vertical 32W & 42W applications</p>
---	---	---	---	---	---	--



CORPORATE HEADQUARTERS 188 S. Northwest Highway • Cary, IL 60013
INNOVATION & MANUFACTURING CENTER 30 Log Bridge Road, Building 200 • Middleton, MA 01949

01.06.25 Information is subject to change without notice.

847.380.3540 • c-flexretrofits.com

The Lutron logo, EcoSystem, and Lutron are trademarks or registered trademarks of Lutron Electronics Co., Inc., in the U.S. and/or other countries.

C-Flex LUTRON, 0 -10V, LVD RETROFIT

0-10V Kit Ordering Information

- 0-10V Dimmable driver with 12V Aux sensor-ready output
- Dim-to-off
- Four drivers available with maximum wattages of 12W, 25W, 45W and 80W
- Each driver has four adjustable wattage settings via DIP switches
- See ordering guide below for available lumen packages

CAUTION! MAX WATTAGE SETTING PER LAMP

	T5	T8
2FT:	15	10
3FT:	15	12
4FT:	25	25



ORDERING GUIDE FOR T5/T5HO/T8 0-10V KITS ONLY

	PART #	LAMPS PER DRIVER	LAMP LENGTH (FT)	SYSTEM LUMENS*	PERFORMANCE CATEGORY	PRODUCT ID
6W	T5	RP-T5-2FT-1L-8XX-10V-M-G2-6W	1	2	792	
		RP-T5-3FT-1L-8XX-10V-M-G2-6W	1	3	792	
		RP-T5-4FT-1L-8XX-10V-M-G2-6W	1	4	846	
	T8	RP-T8-2FT-1L-8XX-10V-M-G2-6W	1	2	864	
		RP-T8-3FT-1L-8XX-10V-M-G2-6W	1	3	828	
		RP-T8-4FT-1L-8XX-10V-M-G2-6W	1	4	858	
8W	T5	RP-T5-2FT-1L-8XX-10V-M-G2-8W	1	2	1056	
		RP-T5-3FT-1L-8XX-10V-M-G2-8W	1	3	1056	
		RP-T5-4FT-1L-8XX-10V-M-G2-8W	1	4	1128	
	T8	RP-T8-2FT-1L-8XX-10V-M-G2-8W	1	2	1152	
		RP-T8-3FT-1L-8XX-10V-M-G2-8W	1	3	1104	
		RP-T8-4FT-1L-8XX-10V-M-G2-8W	1	4	1144	
10W	T5	RP-T5-2FT-1L-8XX-10V-M-G2-10W	1	2	1320	
		RP-T5-2FT-2L-8XX-10V-M-G2-10W	2	2	1320	
		RP-T5-3FT-1L-8XX-10V-M-G2-10W	1	3	1320	
		RP-T5-4FT-1L-8XX-10V-M-G2-10W	1	4	1410	
	T8	RP-T8-2FT-1L-8XX-10V-M-G2-10W	1	2	1440	
		RP-T8-2FT-2L-8XX-10V-M-G2-10W	2	2	1440	
		RP-T8-3FT-1L-8XX-10V-M-G2-10W	1	3	1380	
		RP-T8-4FT-1L-8XX-10V-M-G2-10W	1	4	1430	
12W	T5	RP-T5-2FT-1L-8XX-10V-M-G2-12W	1	2	1584	
		RP-T5-2FT-2L-8XX-10V-M-G2-12W	2	2	1584	
		RP-T5-2FT-3L-8XX-10V-M-G2-12W	3	2	1584	
		RP-T5-3FT-1L-8XX-10V-M-G2-12W	1	3	1584	
		RP-T5-3FT-2L-8XX-10V-M-G2-12W	2	3	1584	
		RP-T5-4FT-1L-8XX-10V-M-G2-12W	1	4	1692	
		RP-T5-4FT-2L-8XX-10V-M-G2-12W	2	4	1692	
	T8	RP-T8-2FT-2L-8XX-10V-M-G2-12W	2	2	1728	
		RP-T8-2FT-3L-8XX-10V-M-G2-12W	3	2	1728	
		RP-T8-3FT-1L-8XX-10V-M-G2-12W	1	3	1656	
		RP-T8-3FT-2L-8XX-10V-M-G2-12W	2	3	1656	
		RP-T8-4FT-1L-8XX-10V-M-G2-12W	1	4	1716	
		RP-T8-4FT-2L-8XX-10V-M-G2-12W	2	4	1716	
		15W	T5	RP-T5-2FT-2L-8XX-10V-M-G2-15W	2	2
RP-T5-2FT-3L-8XX-10V-M-G2-15W	3			2	1980	
RP-T5-3FT-1L-8XX-10V-M-G2-15W	1			3	1980	
RP-T5-3FT-2L-8XX-10V-M-G2-15W	2			3	1980	
RP-T5-3FT-3L-8XX-10V-M-G2-15W	3			3	1980	
RP-T5-4FT-1L-8XX-10V-M-G2-15W	1			4	2115	
RP-T5-4FT-2L-8XX-10V-M-G2-15W	2			4	2115	
T8	RP-T8-2FT-2L-8XX-10V-M-G2-15W		2	2	2160	
	RP-T8-2FT-3L-8XX-10V-M-G2-15W		3	2	2160	
	RP-T8-3FT-2L-8XX-10V-M-G2-15W		2	3	2070	
	RP-T8-3FT-3L-8XX-10V-M-G2-15W		3	3	2070	
	RP-T8-4FT-1L-8XX-10V-M-G2-15W		1	4	2145	
	RP-T8-4FT-2L-8XX-10V-M-G2-15W		2	4	2145	

*SYSTEM LUMENS is calculated based on 4000K lamp design parameters. Actual lumen output will vary depending on lamp color and driver efficiency based on wattage setting.



CORPORATE HEADQUARTERS 188 S. Northwest Highway • Cary, IL 60013
 INNOVATION & MANUFACTURING CENTER 30 Log Bridge Road, Building 200 • Middleton, MA 01949
 847.380.3540 • c-flexretrofits.com

C-Flex LUTRON, 0 - 10V, LVD RETROFIT

ORDERING GUIDE FOR T5/T5HO/T8 0-10V KITS ONLY

		PART #	LAMPS PER DRIVER	LAMP LENGTH (FT)	SYSTEM LUMENS*	PERFORMANCE CATEGORY	PRODUCT ID	
18W	T5	RP-T5-2FT-2L-8XX-10V-M-G2-18W	2	2	2376			
		RP-T5-2FT-3L-8XX-10V-M-G2-18W	3	2	2376			
		RP-T5-2FT-4L-8XX-10V-M-G2-18W	4	2	2376			
		RP-T5-3FT-2L-8XX-10V-M-G2-18W	2	3	2376			
		RP-T5-3FT-3L-8XX-10V-M-G2-18W	3	3	2376			
		RP-T5-3FT-4L-8XX-10V-M-G2-18W	4	3	2376			
		RP-T5-4FT-1L-8XX-10V-M-G2-18W	1	4	2538			
		RP-T5-4FT-2L-8XX-10V-M-G2-18W	2	4	2538			
		RP-T5-4FT-3L-8XX-10V-M-G2-18W	3	4	2538			
		RP-T8-2FT-2L-8XX-10V-M-G2-18W	2	2	2592			
	RP-T8-2FT-3L-8XX-10V-M-G2-18W	3	2	2592				
	RP-T8-2FT-4L-8XX-10V-M-G2-18W	4	2	2592				
	RP-T8-3FT-2L-8XX-10V-M-G2-18W	2	3	2484				
	RP-T8-3FT-3L-8XX-10V-M-G2-18W	3	3	2484				
	RP-T8-3FT-4L-8XX-10V-M-G2-18W	4	3	2484				
	RP-T8-4FT-1L-8XX-10V-M-G2-18W	1	4	2574				
	RP-T8-4FT-2L-8XX-10V-M-G2-18W	2	4	2574				
	RP-T8-4FT-3L-8XX-10V-M-G2-18W	3	4	2574				
	20W	T5	RP-T5-2FT-2L-8XX-10V-M-G2-20W	2	2	2640		
			RP-T5-2FT-3L-8XX-10V-M-G2-20W	3	2	2640		
RP-T5-2FT-4L-8XX-10V-M-G2-20W			4	2	2640			
RP-T5-3FT-2L-8XX-10V-M-G2-20W			2	3	2640			
RP-T5-3FT-3L-8XX-10V-M-G2-20W			3	3	2640			
RP-T5-3FT-4L-8XX-10V-M-G2-20W			4	3	2640			
RP-T5-4FT-1L-8XX-10V-M-G2-20W			1	4	2820			
RP-T5-4FT-2L-8XX-10V-M-G2-20W			2	4	2820			
RP-T5-4FT-3L-8XX-10V-M-G2-20W			3	4	2820			
RP-T8-2FT-2L-8XX-10V-M-G2-20W			2	2	2880			
RP-T8-2FT-3L-8XX-10V-M-G2-20W		3	2	2880				
RP-T8-2FT-4L-8XX-10V-M-G2-20W		4	2	2880				
RP-T8-3FT-2L-8XX-10V-M-G2-20W		2	3	2760				
RP-T8-3FT-3L-8XX-10V-M-G2-20W		3	3	2760				
RP-T8-3FT-4L-8XX-10V-M-G2-20W		4	3	2760				
RP-T8-4FT-1L-8XX-10V-M-G2-20W		1	4	2860				
RP-T8-4FT-2L-8XX-10V-M-G2-20W		2	4	2860				
RP-T8-4FT-3L-8XX-10V-M-G2-20W		3	4	2860				
25W		T5	RP-T5-2FT-2L-8XX-10V-M-G2-25W	2	2	3300		
			RP-T5-2FT-3L-8XX-10V-M-G2-25W	3	2	3300		
	RP-T5-2FT-4L-8XX-10V-M-G2-25W		4	2	3300			
	RP-T5-3FT-2L-8XX-10V-M-G2-25W		2	3	3300			
	RP-T5-3FT-3L-8XX-10V-M-G2-25W		3	3	3300			
	RP-T5-3FT-4L-8XX-10V-M-G2-25W		4	3	3300			
	RP-T5-4FT-2L-8XX-10V-M-G2-25W		2	4	3525			
	RP-T5-4FT-3L-8XX-10V-M-G2-25W		3	4	3525			
	RP-T5-4FT-4L-8XX-10V-M-G2-25W		4	4	3525			
	RP-T5HO-4FT-1L-8XX-10V-M-G2-25W		1	4	3525			
	T8	RP-T8-2FT-3L-8XX-10V-M-G2-25W	3	2	3600			
		RP-T8-2FT-4L-8XX-10V-M-G2-25W	4	2	3600			
		RP-T8-3FT-2L-8XX-10V-M-G2-25W	2	3	3450			
		RP-T8-3FT-3L-8XX-10V-M-G2-25W	3	3	3450			
		RP-T8-3FT-4L-8XX-10V-M-G2-25W	4	3	3450			
RP-T8-4FT-1L-8XX-10V-M-G2-25W	1	4	3575					
RP-T8-4FT-2L-8XX-10V-M-G2-25W	2	4	3575					
RP-T8-4FT-3L-8XX-10V-M-G2-25W	3	4	3575					
RP-T8-4FT-4L-8XX-10V-M-G2-25W	4	4	3575					

*SYSTEM LUMENS is calculated based on 4000K lamp design parameters. Actual lumen output will vary depending on lamp color and driver efficiency based on wattage setting.



CORPORATE HEADQUARTERS 188 S. Northwest Highway • Cary, IL 60013
 INNOVATION & MANUFACTURING CENTER 30 Log Bridge Road, Building 200 • Middleton, MA 01949

847.380.3540 • c-flexretrofits.com

01.06.25 Information is subject to change without notice.

The Lutron logo, EcoSystem, and Lutron are trademarks or registered trademarks of Lutron Electronics Co., Inc., in the U.S. and/or other countries.

C-Flex LUTRON, 0-10V, LVD RETROFIT

ORDERING GUIDE FOR T5/T5HO/T8 0-10V KITS ONLY

PART #	LAMPS PER DRIVER	LAMP LENGTH (FT)	SYSTEM LUMENS*	PERFORMANCE CATEGORY	PREODUCT ID
--------	------------------	------------------	----------------	----------------------	-------------

30W	T5	RP-T5-2FT-3L-8XX-10V-M-G2-30W	3	2	3960		
		RP-T5-2FT-4L-8XX-10V-M-G2-30W	4	2	3960		
		RP-T5-3FT-3L-8XX-10V-M-G2-30W	3	3	3960		
		RP-T5-3FT-4L-8XX-10V-M-G2-30W	4	3	3960		
		RP-T5-4FT-2L-8XX-10V-M-G2-30W	2	4	4230		
		RP-T5-4FT-3L-8XX-10V-M-G2-30W	3	4	4230		
	T8	RP-T5-4FT-4L-8XX-10V-M-G2-30W	4	4	4230		
		RP-T8-2FT-3L-8XX-10V-M-G2-30W	3	2	4320		
		RP-T8-2FT-4L-8XX-10V-M-G2-30W	4	2	4320		
		RP-T8-3FT-3L-8XX-10V-M-G2-30W	3	3	4140		
		RP-T8-3FT-4L-8XX-10V-M-G2-30W	4	3	4140		
		RP-T8-4FT-2L-8XX-10V-M-G2-30W	2	4	4290		
		RP-T8-4FT-3L-8XX-10V-M-G2-30W	3	4	4290		
		RP-T8-4FT-4L-8XX-10V-M-G2-30W	4	4	4290		
35W	T5	RP-T5-2FT-3L-8XX-10V-M-G2-35W	3	2	4620		
		RP-T5-2FT-4L-8XX-10V-M-G2-35W	4	2	4620		
		RP-T5-3FT-3L-8XX-10V-M-G2-35W	3	3	4620		
		RP-T5-3FT-4L-8XX-10V-M-G2-35W	4	3	4620		
		RP-T5-4FT-2L-8XX-10V-M-G2-35W	2	4	4935		
		RP-T5-4FT-3L-8XX-10V-M-G2-35W	3	4	4935		
	T8	RP-T5-4FT-4L-8XX-10V-M-G2-35W	4	4	4935		
		RP-T8-2FT-4L-8XX-10V-M-G2-35W	4	2	5040		
		RP-T8-3FT-3L-8XX-10V-M-G2-35W	3	3	4830		
		RP-T8-3FT-4L-8XX-10V-M-G2-35W	4	3	4830		
		RP-T8-4FT-2L-8XX-10V-M-G2-35W	2	4	5005		
		RP-T8-4FT-3L-8XX-10V-M-G2-35W	3	4	5005		
		RP-T8-4FT-4L-8XX-10V-M-G2-35W	4	4	5005		
		40W	T5	RP-T5-2FT-4L-8XX-10V-M-G2-40W	4	2	5280
RP-T5-3FT-4L-8XX-10V-M-G2-40W	4			3	5280		
RP-T5-4FT-2L-8XX-10V-M-G2-40W	2			4	5640		
RP-T5-4FT-3L-8XX-10V-M-G2-40W	3			4	5640		
RP-T5-4FT-4L-8XX-10V-M-G2-40W	4			4	5640		
RP-T8-2FT-4L-8XX-10V-M-G2-40W	4			2	5760		
T8	RP-T8-3FT-4L-8XX-10V-M-G2-40W		4	3	5520		
	RP-T8-4FT-2L-8XX-10V-M-G2-40W		2	4	5720		
	RP-T8-4FT-3L-8XX-10V-M-G2-40W		3	4	5720		
	RP-T8-4FT-4L-8XX-10V-M-G2-40W		4	4	5720		
	45W		T5	RP-T5-2FT-4L-8XX-10V-M-G2-45W	4	2	5940
				RP-T5-3FT-4L-8XX-10V-M-G2-45W	4	3	5940
RP-T5-4FT-3L-8XX-10V-M-G2-45W		3		4	6345		
RP-T5-4FT-4L-8XX-10V-M-G2-45W		4		4	6345		
T5HO		RP-T5HO-4FT-2L-8XX-10V-M-G2-45W	2	4	6345		
		T8	RP-T8-3FT-4L-8XX-10V-M-G2-45W	4	3	6210	
RP-T8-4FT-2L-8XX-10V-M-G2-45W	2		4	6435			
RP-T8-4FT-3L-8XX-10V-M-G2-45W	3		4	6435			
RP-T8-4FT-4L-8XX-10V-M-G2-45W	4		4	6435			

*SYSTEM LUMENS is calculated based on 4000K lamp design parameters. Actual lumen output will vary depending on lamp color and driver efficiency based on wattage setting.



CORPORATE HEADQUARTERS 188 S. Northwest Highway • Cary, IL 60013
 INNOVATION & MANUFACTURING CENTER 30 Log Bridge Road, Building 200 • Middleton, MA 01949

847.380.3540 • c-flexretrofits.com

01.06.25 Information is subject to change without notice.

The Lutron logo, EcoSystem, and Lutron are trademarks or registered trademarks of Lutron Electronics Co., Inc., in the U.S. and/or other countries.

C-Flex LUTRON, 0 - 10V, LVD RETROFIT

ORDERING GUIDE FOR T5/T5HO/T8 0-10V KITS ONLY

	PART #	LAMPS PER DRIVER	LAMP LENGTH (FT)	SYSTEM LUMENS*	PERFORMANCE CATEGORY	PRODUCT ID
50W	T5	RP-T5-4FT-3L-8XX-10V-M-G2-50W	3	4	7050	
		RP-T5-4FT-4L-8XX-10V-M-G2-50W	4	4	7050	
	T5HO	RP-T5HO-4FT-2L-8XX-10V-M-G2-50W	2	4	7050	
		RP-T8-4FT-2L-8XX-10V-M-G2-50W	2	4	7150	
	T8	RP-T8-4FT-3L-8XX-10V-M-G2-50W	3	4	7150	
		RP-T8-4FT-4L-8XX-10V-M-G2-50W	4	4	7150	
60W	T5	RP-T5-4FT-3L-8XX-10V-M-G2-60W	3	4	8460	
		RP-T5-4FT-4L-8XX-10V-M-G2-60W	4	4	8460	
	T8	RP-T8-4FT-3L-8XX-10V-M-G2-60W	3	4	8580	
		RP-T8-4FT-4L-8XX-10V-M-G2-60W	4	4	8580	
70W	T5	RP-T5-4FT-3L-8XX-10V-M-G2-70W	3	4	9870	
		RP-T5-4FT-4L-8XX-10V-M-G2-70W	4	4	9870	
	T8	RP-T8-4FT-3L-8XX-10V-M-G2-70W	3	4	10010	
		RP-T8-4FT-4L-8XX-10V-M-G2-70W	4	4	10010	
80W	T5	RP-T5-4FT-4L-8XX-10V-M-G2-80W	3	4	11280	
		RP-T5HO-4FT-3L-8XX-10V-M-G2-80W	4	4	11280	
	T8	RP-T8-4FT-3L-8XX-10V-M-G2-80W	3	4	11440	
		RP-T8-4FT-4L-8XX-10V-M-G2-80W	4	4	11440	

CAUTION! MAX WATTAGES PER LEDBAR
 1FT: 7.5W 2FT: 12.5W 3FT: 12.5W 4FT: 25W

ORDERING GUIDE FOR BAR 0-10V KITS ONLY

	PART #	BAR PER DRIVER	BAR LENGTH (FT)	SYSTEM LUMENS*
6W	RP-BAR-2FT-1L-8XX-10V-M-G2-6W	1	2	936
	RP-BAR-3FT-1L-8XX-10V-M-G2-6W	1	3	894
	RP-BAR-4FT-1L-8XX-10V-M-G2-6W	1	4	756
8W	RP-BAR-2FT-1L-8XX-10V-M-G2-8W	1	2	1288
	RP-BAR-3FT-1L-8XX-10V-M-G2-8W	1	3	1264
	RP-BAR-4FT-1L-8XX-10V-M-G2-8W	1	4	1232
10W	RP-BAR-2FT-1L-8XX-10V-M-G2-10W	1	2	1640
	RP-BAR-2FT-2L-8XX-10V-M-G2-10W	2	2	1440
	RP-BAR-2FT-3L-8XX-10V-M-G2-10W	3	2	1162
	RP-BAR-3FT-1L-8XX-10V-M-G2-10W	1	3	1640
	RP-BAR-4FT-1L-8XX-10V-M-G2-10W	1	4	1630
12W	RP-BAR-2FT-1L-8XX-10V-M-G2-12W	1	2	1968
	RP-BAR-2FT-2L-8XX-10V-M-G2-12W	2	2	1728
	RP-BAR-2FT-3L-8XX-10V-M-G2-12W	3	2	1728
	RP-BAR-3FT-1L-8XX-10V-M-G2-12W	1	3	1992
	RP-BAR-3FT-2L-8XX-10V-M-G2-12W	2	3	1788
	RP-BAR-4FT-1L-8XX-10V-M-G2-12W	1	4	1956
	RP-BAR-4FT-2L-8XX-10V-M-G2-12W	2	4	1848

*SYSTEM LUMENS is calculated based on 4000K lamp design parameters. Actual lumen output will vary depending on lamp color and driver efficiency based on wattage setting.



CORPORATE HEADQUARTERS 188 S. Northwest Highway • Cary, IL 60013
 INNOVATION & MANUFACTURING CENTER 30 Log Bridge Road, Building 200 • Middleton, MA 01949

847.380.3540 • c-flexretrofits.com

01.06.25 Information is subject to change without notice.

The Lutron logo, EcoSystem, and Lutron are trademarks or registered trademarks of Lutron Electronics Co., Inc., in the U.S. and/or other countries.

ORDERING GUIDE FOR BAR 0-10V KITS ONLY

	PART #	BARS PER DRIVER	BAR LENGTH (FT)	SYSTEM LUMENS*	DLC CATEGORY	3500K	4000K	5000K
15W	RP-BAR-2FT-2L-8XX-10V-M-G2-15W	2	2	2340				
	RP-BAR-2FT-3L-8XX-10V-M-G2-15W	3	2	2160				
	RP-BAR-3FT-1L-8XX-10V-M-G2-15W	1	2	2505				
	RP-BAR-3FT-2L-8XX-10V-M-G2-15W	2	3	2370				
	RP-BAR-3FT-3L-8XX-10V-M-G2-15W	3	3	2235				
	RP-BAR-4FT-1L-8XX-10V-M-G2-15W	1	4	2505				
	RP-BAR-4FT-2L-8XX-10V-M-G2-15W	2	4	2310				
18W	RP-BAR-2FT-2L-8XX-10V-M-G2-18W	2	2	2898				
	RP-BAR-2FT-3L-8XX-10V-M-G2-18W	3	2	2592				
	RP-BAR-2FT-4L-8XX-10V-M-G2-18W	4	2	2592				
	RP-BAR-3FT-2L-8XX-10V-M-G2-18W	2	3	2844				
	RP-BAR-3FT-3L-8XX-10V-M-G2-18W	3	3	2682				
	RP-BAR-3FT-4L-8XX-10V-M-G2-18W	4	3	2682				
	RP-BAR-4FT-1L-8XX-10V-M-G2-18W	1	4	3024				
	RP-BAR-4FT-2L-8XX-10V-M-G2-18W	2	4	2934				
	RP-BAR-4FT-3L-8XX-10V-M-G2-18W	3	4	2772				
20W	RP-BAR-2FT-2L-8XX-10V-M-G2-20W	2	2	3220				
	RP-BAR-2FT-3L-8XX-10V-M-G2-20W	3	2	2880				
	RP-BAR-2FT-4L-8XX-10V-M-G2-20W	4	2	2880				
	RP-BAR-3FT-2L-8XX-10V-M-G2-20W	2	3	3280				
	RP-BAR-3FT-3L-8XX-10V-M-G2-20W	3	3	3160				
	RP-BAR-3FT-4L-8XX-10V-M-G2-20W	4	3	3160				
	RP-BAR-4FT-1L-8XX-10V-M-G2-20W	1	4	3360				
	RP-BAR-4FT-2L-8XX-10V-M-G2-20W	2	4	3260				
	RP-BAR-4FT-3L-8XX-10V-M-G2-20W	3	4	3080				
25W	RP-BAR-2FT-2L-8XX-10V-M-G2-25W	2	2	4100				
	RP-BAR-2FT-3L-8XX-10V-M-G2-25W	3	2	4025				
	RP-BAR-2FT-4L-8XX-10V-M-G2-25W	4	2	3900				
	RP-BAR-3FT-3L-8XX-10V-M-G2-25W	3	3	4100				
	RP-BAR-3FT-4L-8XX-10V-M-G2-25W	4	3	3950				
	RP-BAR-4FT-1L-8XX-10V-M-G2-25W	1	4	4175				
	RP-BAR-4FT-2L-8XX-10V-M-G2-25W	2	4	4175				
	RP-BAR-4FT-3L-8XX-10V-M-G2-25W	3	4	3850				
	RP-BAR-4FT-4L-8XX-10V-M-G2-25W	4	4	3850				
30W	RP-BAR-2FT-3L-8XX-10V-M-G2-30W	3	2	4920				
	RP-BAR-2FT-4L-8XX-10V-M-G2-30W	4	2	4830				
	RP-BAR-3FT-3L-8XX-10V-M-G2-30W	3	3	4980				
	RP-BAR-3FT-4L-8XX-10V-M-G2-30W	4	3	4740				
	RP-BAR-4FT-2L-8XX-10V-M-G2-30W	2	4	5040				
	RP-BAR-4FT-3L-8XX-10V-M-G2-30W	3	4	4890				
	RP-BAR-4FT-4L-8XX-10V-M-G2-30W	4	4	4620				
35W	RP-BAR-2FT-3L-8XX-10V-M-G2-35W	3	2	5740				
	RP-BAR-2FT-4L-8XX-10V-M-G2-35W	4	2	5635				
	RP-BAR-3FT-3L-8XX-10V-M-G2-35W	3	3	5810				
	RP-BAR-3FT-4L-8XX-10V-M-G2-35W	4	3	5740				
	RP-BAR-4FT-2L-8XX-10V-M-G2-35W	2	4	5880				
	RP-BAR-4FT-3L-8XX-10V-M-G2-35W	3	4	5705				
	RP-BAR-4FT-4L-8XX-10V-M-G2-35W	4	4	5390				
40W	RP-BAR-2FT-4L-8XX-10V-M-G2-40W	4	2	6560				
	RP-BAR-3FT-4L-8XX-10V-M-G2-40W	4	3	6560				
	RP-BAR-4FT-2L-8XX-10V-M-G2-40W	2	4	6680				
	RP-BAR-4FT-3L-8XX-10V-M-G2-40W	3	4	6680				
	RP-BAR-4FT-4L-8XX-10V-M-G2-40W	4	4	6520				

*SYSTEM LUMENS is calculated based on 4000K lamp design parameters. Actual lumen output will vary depending on lamp color and driver efficiency based on wattage setting.



CORPORATE HEADQUARTERS 188 S. Northwest Highway • Cary, IL 60013
 INNOVATION & MANUFACTURING CENTER 30 Log Bridge Road, Building 200 • Middleton, MA 01949

C-Flex LUTRON, 0 - 10V, LVD RETROFIT

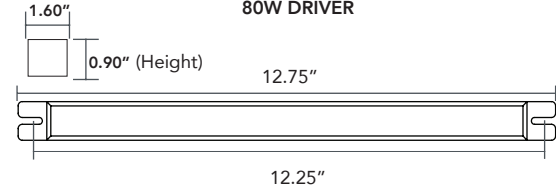
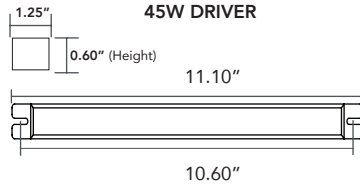
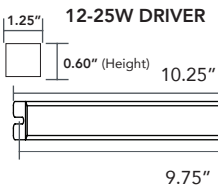
ORDERING GUIDE FOR BAR 0-10V KITS ONLY

PART #	BARS PER DRIVER	BAR LENGTH (FT)	SYSTEM LUMENS*	DLC CATEGORY	3500K	4000K	5000K
45W	RP-BAR-2FT-4L-8XX-10V-M-G2-45W	4	2	7380			
	RP-BAR-3FT-4L-8XX-10V-M-G2-45W	4	3	7470			
	RP-BAR-4FT-2L-8XX-10V-M-G2-45W	2	4	7425			
	RP-BAR-4FT-3L-8XX-10V-M-G2-45W	3	4	7515			
	RP-BAR-4FT-4L-8XX-10V-M-G2-45W	4	4	7335			
50W	RP-BAR-4FT-2L-8XX-10V-M-G2-50W	2	4	8200			
	RP-BAR-4FT-3L-8XX-10V-M-G2-50W	3	4	8400			
	RP-BAR-4FT-4L-8XX-10V-M-G2-50W	4	4	8400			
60W	RP-BAR-4FT-3L-8XX-10V-M-G2-60W	3	4	10,080			
	RP-BAR-4FT-4L-8XX-10V-M-G2-60W	4	4	10,080			
70W	RP-BAR-4FT-3L-8XX-10V-M-G2-70W	3	4	11,690			
	RP-BAR-4FT-4L-8XX-10V-M-G2-70W	4	4	11,760			
70W	RP-BAR-4FT-4L-8XX-10V-M-G2-80W	4	4	13,360			


*SYSTEM LUMENS is calculated based on 4000K lamp design parameters. Actual lumen output will vary depending on lamp color and driver efficiency based on wattage setting.

DRIVER DIMENSIONS

0-10V Driver Dimensions - (Standard M Case Driver. Contact us for K/KN case options.)



Lutron Driver Dimensions

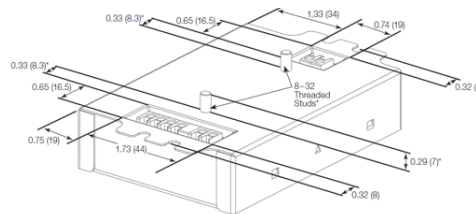


Case type K
3.00 in (76 mm) W x 1.00 in (25 mm) H x 4.90 in (124 mm) L

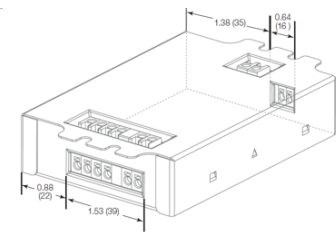


Case type M
1.18 in (30 mm) W x 1.00 in (25 mm) H x 14.25 in (362 mm) L

K Case Connector Locations



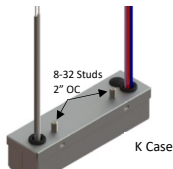
KN Case Side Entry Connector Locations



LVD Driver Dimensions



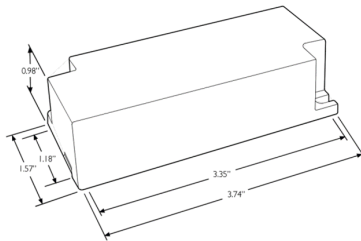
M Case
4.07" L x 1.03" W x 0.94" H



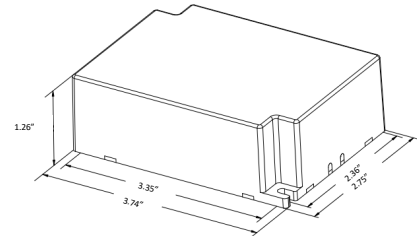
K Case
4.07" L x 1.03" W x 0.94" H

Note: LVD M and K case driver options are not available for 1-lamp 26W and 32W fluorescent CFL replacement kits. It is important that LVD drivers are mounted to a flat metal surface in order to maximize service life.

KN Case 25W System Max



KN Case 26W to 60W System Wattage



CORPORATE HEADQUARTERS 188 S. Northwest Highway • Cary, IL 60013
INNOVATION & MANUFACTURING CENTER 30 Log Bridge Road, Building 200 • Middleton, MA 01949

847.380.3540 • c-flexretrofits.com

01.06.25 Information is subject to change without notice.

The Lutron logo, EcoSystem, and Lutron are trademarks or registered trademarks of Lutron Electronics Co., Inc., in the U.S. and/or other countries.