

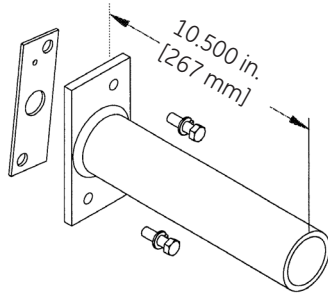
# Mounting Information

## Mounting Arms for Slipfitter

Order separately with Mounting Option C1 (Slipfitter)

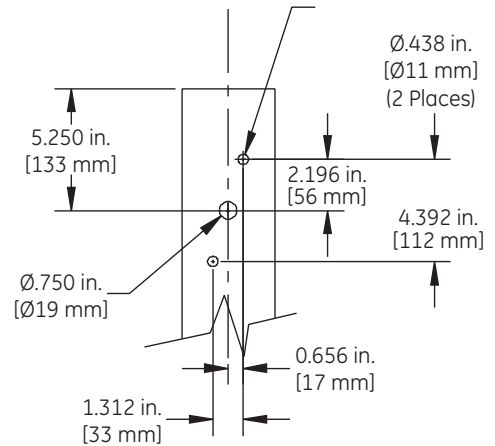
### SQUARE POLE MOUNTING ARM

3.5 TO 4.5-inch (89 to 114mm) SQUARE  
(WILL ALLOW 4 FIXTURES PER POLE @ 90 DEGREES.)



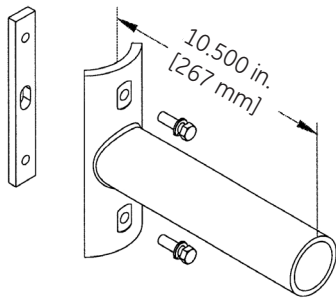
ORDER SEPARATELY FROM FIXTURE AS CATALOG NUMBER  
SPA-EAMT10BLCK "Black"  
SPA-EAMT10DKBZ "Dark Bronze"

### SQUARE POLE MOUNTING DRILLING TEMPLATE



### ROUND POLE MOUNTING ARM DRILLING TEMPLATE

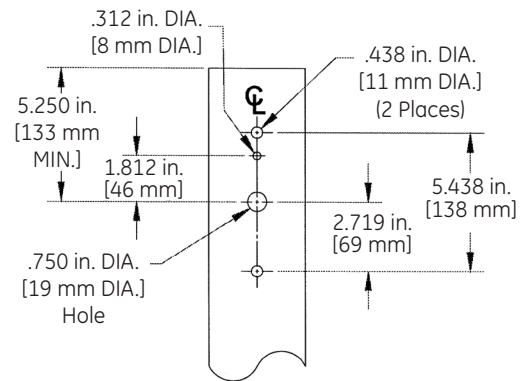
3.5 TO 4.5-inch (89 to 114mm) OD  
(WILL ALLOW 4 FIXTURES PER POLE @ 90 DEGREES.)



ORDER SEPARATELY FROM FIXTURE AS CATALOG NUMBER  
RPA-EAMT10BLCK "Black"  
RPA-EAMT10DKBZ "Dark Bronze"

### ROUND POLE MOUNTING DRILLING TEMPLATE

3.5 TO 4.5-inch (89 to 114mm) OD  
round pole mounting arm



## Wall Mounting Bracket Adapter Plate

ORDER SEPARATELY FROM FIXTURE AS CATALOG NUMBER  
WMB-EAMT06

**\*NOTE: For Wall Mounting, order luminaire with mounting arm: C1 = Slipfitter 2" Pipe (2.378 in. OD) supplied with leads.**

Other mounting patterns are available for retrofit installations.  
Contact manufacturing for other available mounting patterns.