

SYLVANIA

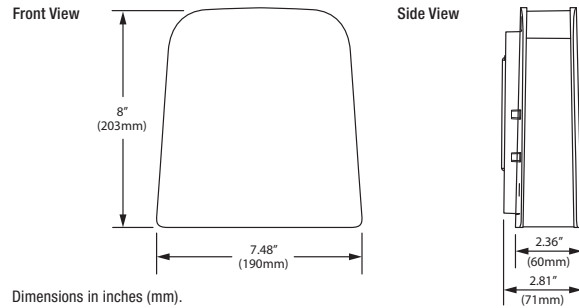
LEDVANCE Luminaires

Slim Wall Pack



Catalog #	Type
Project	
Notes	
Date	
Prepared by	

Dimensions



Product Features

The Wall Pack luminaires are environmentally preferable LED alternatives to traditional HID or Incandescent luminaires, offering up to 80% in energy savings. Ideal in place of traditional luminaires, or as new installations, the Wall Pack series is offered in three wattages/lumen packages for illuminating building exteriors, outdoor corridors, walkways, and stairwells.

The slim design of these luminaires is aesthetically pleasing and they are available with optional photo control. LEDVANCE luminaires assure optimum light engine performance for extended service and rated life ($\geq 125,000$ hours L_{70}).

Wattage Comparison Chart

Slim Wall Pack

Traditional Source	Traditional System Wattage	LED System Wattage	Energy Savings
23W CFL	23	13	43%
100W Inc	100	13	87%
150W Inc	150	30	80%
50W HPS	62	30	52%
70W HPS	91	30	67%
70W HPS	91	40	56%
100W HPS	120	40	67%
100W MH	130	40	69%
150W HPS	170	60	65%
150W MH	188	60	68%
175W MH	210	60	71%

Specifications

Weight: UNV: 5.9 lbs (2.7 kg) 347V: 6.5 lbs (2.9 kg)

Construction: Two-piece cast aluminum alloy housing with powder coat paint finish and a glass lens. The standard color is bronze.

LED System: LED system with a life rating of $\geq 125,000$ hours at L_{70} @25°C. Luminaire efficacy up to 112 LPW.

Electrical: Offered in 13, 30, 40, and 60 Watts, the luminaire is designed to operate through the 120-277 V_{AC} universal voltage range (30 and 40 Watts in 347 V_{AC}). The LED driver has a 4kV inherent surge suppression and is a constant current device, meeting UL1310 and UL48 Class 2 with built-in over temperature protection. The fixture power factor is $\geq 90\%$ and THD is $\leq 20\%$.

Color Characteristics: CRI > 70 ; CCT of 4000K or 5000K.

Optics: Cutoff distribution with a flat tempered glass lens.

Installation: Luminaire mounts to exterior wall (knuckle and trunnion mount accessories available). Can be mounted in any orientation.

Operating Temperature: -40°F to +104°F (-40°C to +40°C).

Listings: cULus listed to UL1598 standards for wet locations.

Warranty: Standard 5-year luminaire warranty (LEDLUM001).

Note: Specifications subject to change without notice. IES files available online.



Ordering Guide

Item Number:

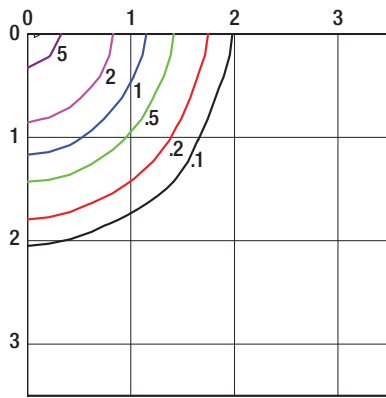
SLMWPK	1A	/	XXX	XXX	7	XX	/	CO	/	BZ	/	X
Product Name	Generation		Wattage (UNV)	Voltage	CRI	Color Temp (CCT)		Optics		Color/Finish		Options
SLMWPK	1A		013 = 13 Watts 030 = 30 Watts 040 = 40 Watts 060 = 60 Watts	UNV = 120-277V 120 = 120V 347 = 347V	7 = > 70	40 = 4000K* 50 = 5000K		CO = Cutoff Distribution		BZ = Bronze		Blank = No Option P = Photocontrol (120V only)
			Wattage (347V)									
			030 = 30 Watts 040 = 40 Watts									

*Available in UNV only

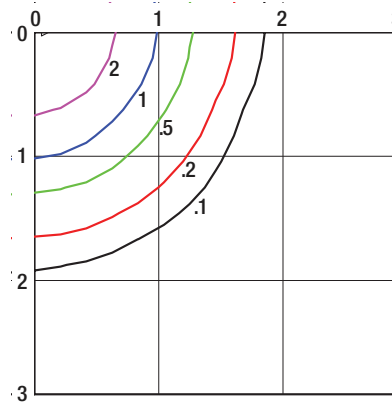


Photometric Data

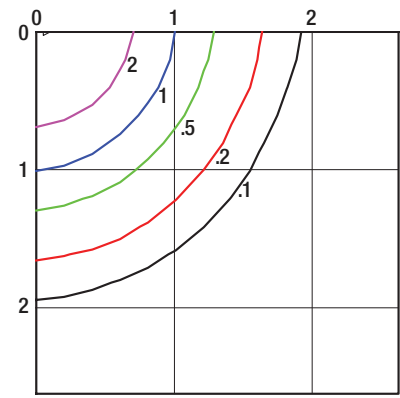
SLMWPK1A/030UNV750/CO (UNV/347V)
Isofootcandle Lines at 15' Mounting Height



SLMWPK1A/040UNV750/CO (UNV/347V)
Isofootcandle Lines at 18' Mounting Height



SLMWPK1A/060UNV750/CO
Isofootcandle Lines at 20' Mounting Height



For other mounting heights apply the following multipliers:

Mounting Height	12'	15'	18'	20'	22'
Multiplier	1.56	1.00	0.69	0.56	0.46

Mounting Height	15'	18'	20'	22'	25'
Multiplier	1.44	1.00	0.81	0.67	0.52

Mounting Height	15'	18'	20'	22'	25'
Multiplier	1.78	1.23	1.00	0.83	0.64

Ordering Information

Item Number	Ordering Abbreviation	Power (W)	Input Voltage	CRI	Color Temp (CCT)	Distribution	Total Fixture Lumens	LPW*	DLC	BUG Rating	Options
74340	SLMWPK1A/013UNV740/CO/BZ	13	120-277V	>70	4000K	Cutoff	1400	113	Std	B1-U0-G1	-
74341	SLMWPK1A/013UNV750/CO/BZ	13	120-277V	>70	5000K	Cutoff	1400	113	Std	B1-U0-G1	-
74192	SLMWPK1A/030UNV740/CO/BZ	30	120-277V	>70	4000K	Cutoff	2800	92	Std	B1-U0-G1	-
74195	SLMWPK1A/030UNV750/CO/BZ	30	120-277V	>70	5000K	Cutoff	2800	84	Std	B1-U0-G1	-
74193	SLMWPK1A/040UNV740/CO/BZ	40	120-277V	>70	4000K	Cutoff	4100	99	Std	B2-U0-G1	-
74196	SLMWPK1A/040UNV750/CO/BZ	40	120-277V	>70	5000K	Cutoff	3900	98	Std	B2-U0-G1	-
74194	SLMWPK1A/060UNV740/CO/BZ	60	120-277V	>70	4000K	Cutoff	5500	94	Std	B2-U0-G1	-
74197	SLMWPK1A/060UNV750/CO/BZ	60	120-277V	>70	5000K	Cutoff	5100	83	Std	B2-U0-G1	-
74342	SLMWPK1A/013120740/CO/BZ/P	13	120V	>70	4000K	Cutoff	1400	113	Std	B1-U0-G1	Photocontrol
74343	SLMWPK1A/013120750/CO/BZ/P	13	120V	>70	5000K	Cutoff	1400	113	Std	B1-U0-G1	Photocontrol
74204	SLMWPK1A/030120740/CO/BZ/P	30	120V	>70	4000K	Cutoff	2800	92	Std	B1-U0-G1	Photocontrol
74207	SLMWPK1A/030120750/CO/BZ/P	30	120V	>70	5000K	Cutoff	2800	84	Std	B1-U0-G1	Photocontrol
74205	SLMWPK1A/040120740/CO/BZ/P	40	120V	>70	4000K	Cutoff	4100	99	Std	B2-U0-G1	Photocontrol
74208	SLMWPK1A/040120750/CO/BZ/P	40	120V	>70	5000K	Cutoff	3900	98	Std	B2-U0-G1	Photocontrol
74206	SLMWPK1A/060120740/CO/BZ/P	60	120V	>70	4000K	Cutoff	5500	94	Std	B2-U0-G1	Photocontrol
74209	SLMWPK1A/060120750/CO/BZ/P	60	120V	>70	5000K	Cutoff	5100	83	Std	B2-U0-G1	Photocontrol
72966	SLMWPK1A/030347750/CO/BZ	30	347V	>70	5000K	Cutoff	3400	109	Std	B1-U0-G1	-
72992	SLMWPK1A/040347750/CO/BZ	40	347V	>70	5000K	Cutoff	4300	104	Std	B2-U0-G1	-

*LPW per LM79 report.
For further information and to learn more about utility rebates, contact your local SYLVANIA sales representative.

Accessories and Replacement Parts

Item Number	Ordering Abbreviation	Item Description
74392	SLMWPK1A/JBOX/BZ	Junction Box, Bronze Finish
74393	SLMWPK1A/TRUNNION/BZ	Junction Box Trunnion Mount, Bronze Finish
74394	SLMWPK1A/KNUCKLE/BZ	Junction Box Knuckle Mount, Bronze Finish