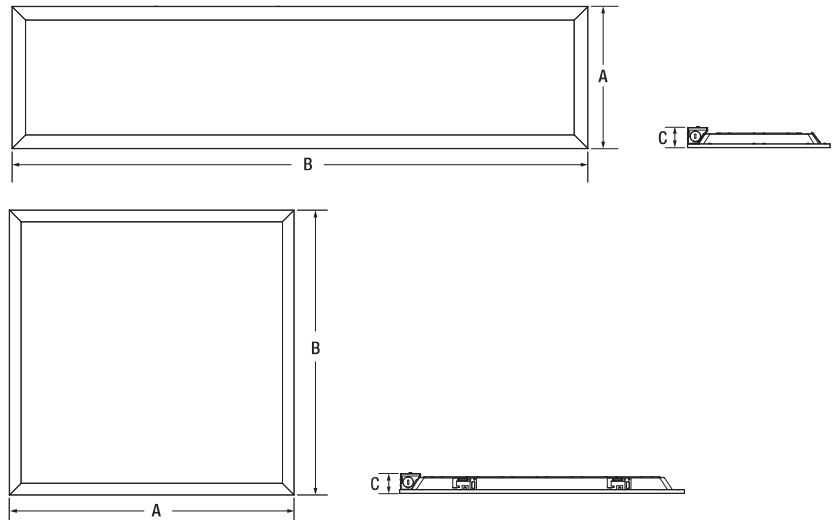


## Physical Information

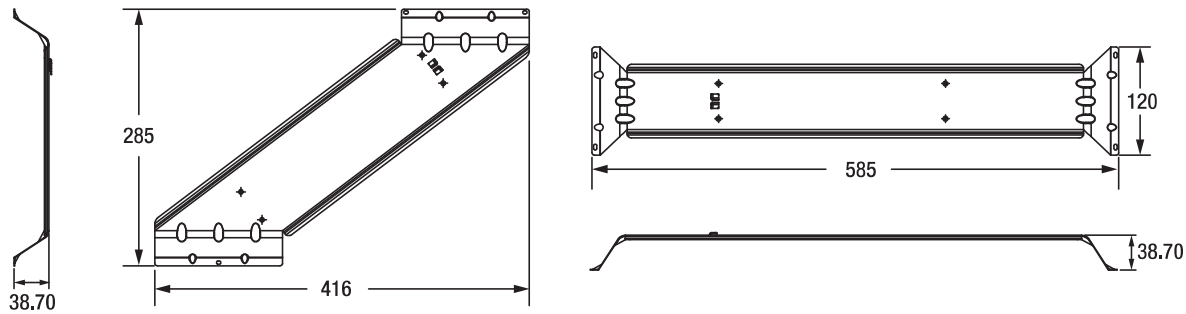
Lamp Description	(A) Length (in)	(B) Width (in)	(C) Height (in)
1x4	11.8	47.8	1.7
2x2	23.8	23.8	1.7
2x4	23.8	47.8	1.6



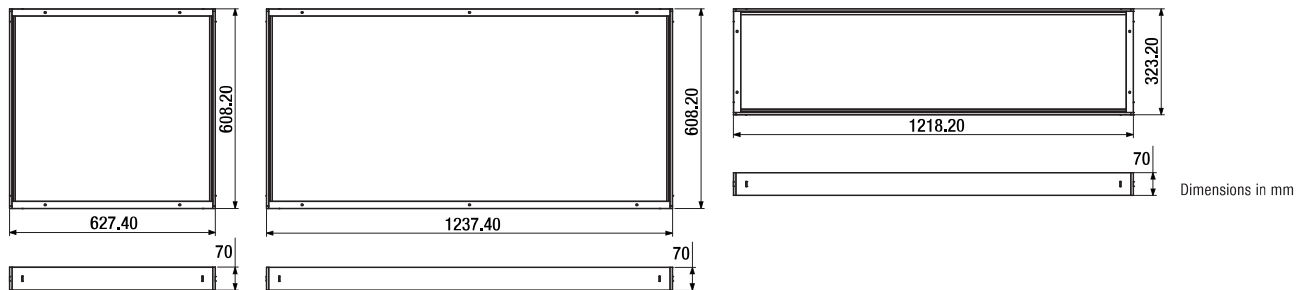
## Accessories and Replacement Parts

Item Number	Ordering Abbreviation	Item Description
60888	EMBB1A8WDC	Field installable emergency battery back-up unit
61682	ACCPANELF3AEMBB-BRIDGE2	Metal bridge for installing emergency battery back-up unit to 2x2 and 2x4 panels
61683	ACCPANELF3AEMBB-BRIDGE1	Metal bridge for installing emergency battery back-up unit to 1x4 panels
62064	SMKIT3A/22/WH	Surface Mount Kit for 2x2 Backlit Panel, extruded Aluminum, white finish
62065	SMKIT3A/24/WH	Surface Mount Kit for 2x4 Backlit Panel, extruded Aluminum, white finish
62066	SMKIT3A/14/WH	Surface Mount Kit for 1x4 Backlit Panel, extruded Aluminum, white finish
62067	SPKIT3A	Suspension Kit for Backlit Panels

### Metal Bridge



### Surface Mount Kit



Dimensions in mm