



#### SORAA BRILLIANT HL™

The Soraa Brilliant HL single-source COB lamp combines Soraa's world-class optics design and driver technology with a photopically efficacious LED

#### SORAA POINT SOURCE OPTICS™

With a point source and sophisticated folded optics, Soraa creates very controlled beam angles from 9 to 60 degrees, even in challenging form factors resulting in smooth uniform beams and crisp shadows

#### FLICKER

Soraa lamps demonstrate low levels of flicker in both dimmed and undimmed states

#### ENERGY EFFICIENCY AND LONG LIFE

85% more energy efficient than standard halogen lamps

Typical payback of one year or less

Rated lifetime to L70: 35,000hrs

Warranty: 3yrs or 25,000hrs whichever comes first

Warranty information: [soraa.com/resources/legal](http://soraa.com/resources/legal)

#### ACCESSORIES

Narrow spot compatible with the Soraa SNAP System™

#### GENERAL SPECIFICATIONS

PAR30L E26 14W 120V

Output Range	1190 - 1230 lumen
Beam Angle Range	9°, 25°, 36°, 60°
Color Metrics	CCT: 2700K, 3000K Color Rendering CIE Metrics: CRI 92, R9 50
Application	Halogen replacement for indoor and outdoor applications



#### HIGHLY COMPATIBLE

Thermally and geometrically compatible with standard fixtures and suitable for damp locations

Suitable for fully enclosed fixtures. Can be used with front glass cover

Works with trailing edge and leading edge phase cut dimmers (see [www.soraa.com/resources](http://www.soraa.com/resources))

#### INTENDED USE AND APPLICATIONS

Intended for use in PAR30L compatible recessed downlights, track lighting and other indoor and outdoor applications

Soraa lamps are designed to safely turn down in any thermal environment not conducive to minimum airflow or proper ventilation

#### CERTIFICATIONS

Title 20 compliant, RoHS, CE, UL/CUL, FCC Title 47 Part 15B



**RoHS**



#### Form Factor

Width: 96mm (3.78")

Height: 113mm (4.45")

Weight: 295g

#### Operating Temperature

Minimum: -40°C (ambient)

Typical: 60°C - 70°C (base)

Maximum: 80°C (base)

#### Electrical

Wattage: 14 W

Power factor: 0.97

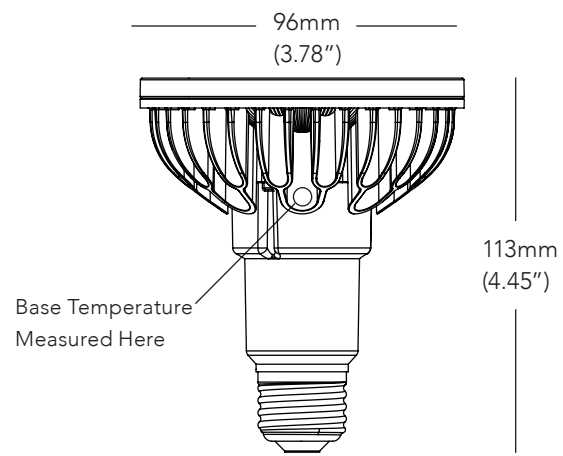
Voltage: 120V +/- 12V

Frequency: 50/60Hz

#### Dimming

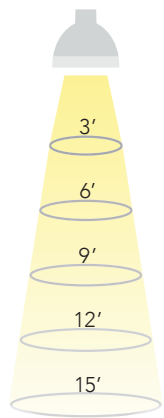
Dimmable to <10%

DIMENSIONS



9 DEGREE BEAM

Beam Dia at 50% CBCP (ft)	Field Dia at 10% CBCP (ft)	Foot-candles (% of CBCP)
0.5	0.8	8.6%
0.9	1.7	2.5%
1.4	2.5	1.2%
1.9	3.4	0.7%
2.4	4.2	0.4%



25 DEGREE BEAM

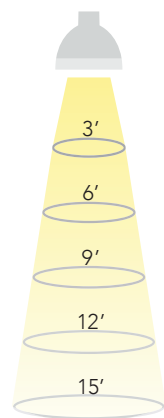
Beam Dia at 50% CBCP (ft)	Field Dia at 10% CBCP (ft)	Foot-candles (% of CBCP)
1.3	2.2	8.6%
2.7	4.4	2.5%
4.0	6.6	1.2%
5.3	8.7	0.7%
6.7	10.9	0.4%

60 DEGREE BEAM

Beam Dia at 50% CBCP (ft)	Field Dia at 10% CBCP (ft)	Foot-candles (% of CBCP)
3.5	6.0	8.6%
6.9	12.0	2.5%
10.4	18.0	1.2%
13.9	24.0	0.7%
17.3	30.0	0.4%

36 DEGREE BEAM

Beam Dia at 50% CBCP (ft)	Field Dia at 10% CBCP (ft)	Foot-candles (% of CBCP)
1.9	3.5	8.6%
3.9	6.9	2.5%
5.8	10.4	1.2%
7.8	13.9	0.7%
9.7	17.3	0.4%

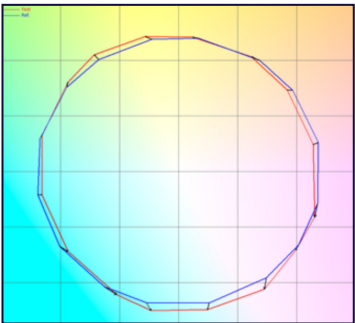
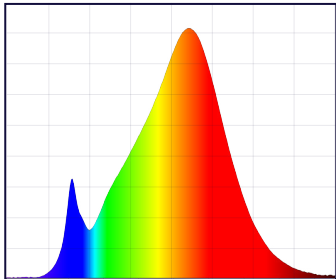
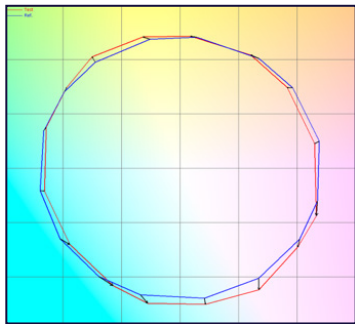
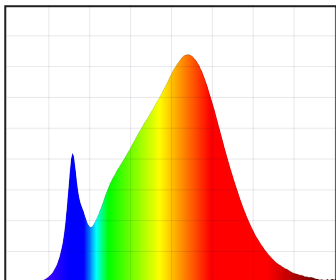


Note: Footcandles may be calculated by multiplying the CBCP of the desired model number by the percentage in the tables above

Model #	Product Code	CCT (K)	Beam Angle	Field Angle	CBCP (Cd)	Halogen Equiv	Total Flux (Lm)	Efficacy (Lm/W)	CRI	McA	Title 20
<b>BRILLIANT HL SERIES</b>											
SP30L-14-09D-827-H1	08809	2700	9	16	22015	120	1190	87	92	3	Compliant
SP30L-14-25D-827-H1	08813	2700	25	40	6425	120	1190	87	92	3	Compliant
SP30L-14-36D-827-H1	08817	2700	36	60	2975	120	1190	87	92	3	Compliant
SP30L-14-60D-827-H1	08821	2700	60	90	1310	120	1190	87	92	3	Compliant
<b>SP30L-14-09D-830-H1</b>	<b>08811</b>	<b>3000</b>	<b>9</b>	<b>16</b>	<b>22755</b>	<b>120</b>	<b>1230</b>	<b>90</b>	<b>92</b>	<b>3</b>	<b>Compliant</b>
SP30L-14-25D-830-H1	08815	3000	25	40	6640	120	1230	90	92	3	Compliant
SP30L-14-36D-830-H1	08819	3000	36	60	3075	120	1230	90	92	3	Compliant
SP30L-14-60D-830-H1	08823	3000	60	90	1350	120	1230	90	92	3	Compliant

**CCT:** Correlated Color Temperature **McA:** White Point Accuracy in McA step **SNAP:** SORAA SNAP System Compatible

\*Specifications are at stable warm operating conditions (25°C ambient)

SERIES/CCT	COLOR ACCURACY	SPECTRAL POWER DISTRIBUTU-
<b>BRILLIANT HL 2700K</b>	 <p><b>Rf: 90, Rg: 98, Rfh1: 85</b></p>	 <p><b>CRI: 92, R9: 50</b></p>
<b>BRILLIANT HL 3000K</b>	 <p><b>Rf: 90, Rg: 98, Rfh1: 85</b></p>	 <p><b>CRI: 92, R9: 50</b></p>

**Rf:** TM-30 metric measuring color fidelity (whether colors are similar to those under natural light). Rf is a more accurate version of the CRI Ra. Rf is 100 for natural light.

**Rg:** TM-30 metric measuring color gamut (whether colors are more saturated than under natural light). Rg is 100 for natural light.

**Rfh1:** TM-30 metric measuring color fidelity for red tones. Rfh1 is a more accurate version of the CRI R9. Rfh1 is 100 for natural light.