

SORAA[®] VIVID LED PAR 30 LONG 3000K 18.5W



OUTPUT	1100-24100 CBCP, 1000 Lumens
BEAM	9°, 25°, 36°, 60°
COLOR	CCT: 3000K CRI>95, R9 95
APPLICATION	Halogen replacement for indoor and outdoor applications

PERFORMANCE

CBCP matches standard incandescent and halogen lamps
Single light source, single crisp shadow
Narrow spot compatible with Soraa SNAP System accessories

COLOR AND WHITENESS

Rich full-spectrum color rendering
Excellent color stability
Superior white rendering based on >70% excitation of Optical Brightening Agents (OBA) with spectral emission between 400nm and 440nm

OPTIMIZED FORM

Compatible with standard fixtures
Proprietary fanless aluminum design for superior thermal dissipations

HIGHLY COMPATIBLE

Works with trailing edge and leading edge phase cut dimmers (see complete list at www.soraa.com)

LONG LIFE, LOW MAINTENANCE

Life of 35,000 hours. Three year warranty

ENERGY EFFICIENT

80% more energy efficient than standard halogen lamps
Typical payback of one year or less

INTENDED USE AND APPLICATIONS

Intended for use in PAR30L compatible recessed downlights, track lighting and other indoor applications

Can be used in fully enclosed fixtures

Operating Temperature - Minimum: -40°C (ambient), Typical: 80-110°C (base), Maximum: 120°C (base)

Soraa lamps are designed to safely shut down due to conditions in any thermal environment not conducive to minimum airflow or proper ventilation

Suitable for damp locations

CERTIFICATIONS

UL, CUL, FCC 47 CFR Part 15 and Part 18 (EMI), RoHS

SPECIFICATIONS*

Color		Electrical		Form Factor	
CCT: 3000K		Dimmable to 10%		Width: 3.78"	
CRI>95, R9>95		Power factor: 0.90		Height: 4.45"	
White point: Within 3-step McAdam ellipse		Voltage: 120V +/- 12V		Weight: 295g	

Reference Number	Product Code	Beam	Field	CBCP	Watts	Halogen Equiv**	Lumen	Lm/W
SP30L-18-09D-930-03	00779	9°	13°	24100	18.5	100W	1000	54
SP30L-18-25D-930-03	00781	25°	38°	5400	18.5	100W	1000	54
SP30L-18-36D-930-03	00783	36°	53°	2500	18.5	100W	1000	54
SP30L-18-60D-930-03	00785	60°	82°	1100	18.5	100W	1000	54

*at stable warm operating conditions (25°C ambient)

**Energy Star minimum

120V



3000K

CRI >95



DIM



POWERED BY



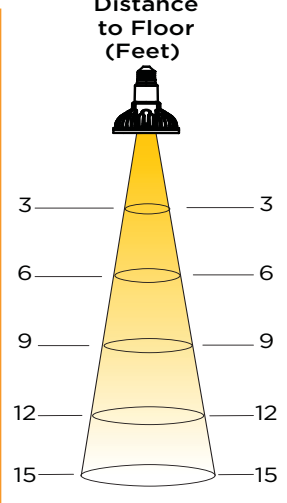
TECHNOLOGY



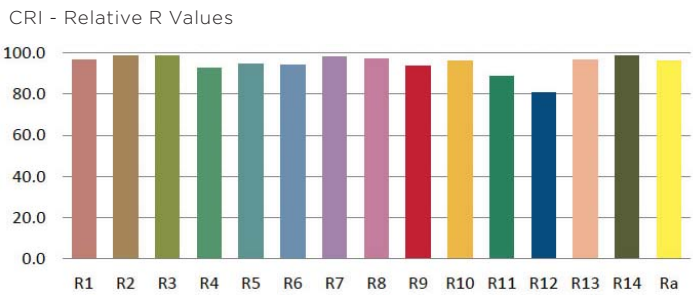
RoHS

SORAA VIVID LED PAR 30 LONG 3000K 18.5W

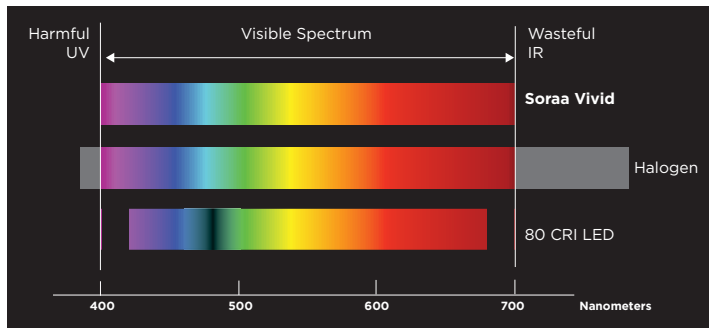
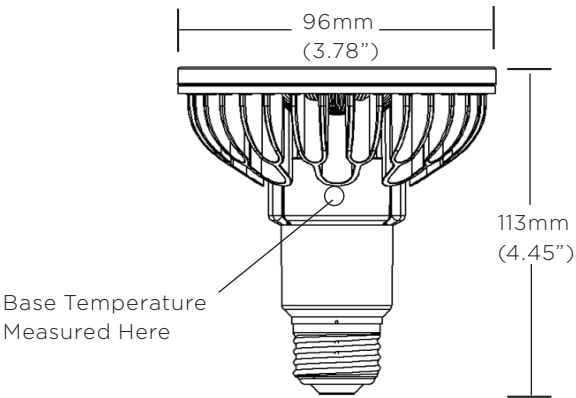
PHOTOMETRICS

Narrow Spot 9°			Narrow Flood 25°			<div>Distance to Floor (Feet)</div> 	Flood 36°			Wide Flood 60°		
Beam Dia at 50% CBCP (ft)	Field Dia at 10% CBCP (ft)	Foot-candles	Beam Dia at 50% CBCP (ft)	Field Dia at 10% CBCP (ft)	Foot-candles		Beam Dia at 50% CBCP (ft)	Field Dia at 10% CBCP (ft)	Foot-candles	Beam Dia at 50% CBCP (ft)	Field Dia at 10% CBCP (ft)	Foot-candles
0.42	0.68	2678	1.33	2.07	600		1.95	2.99	278	3.46	5.22	122
0.84	1.37	669	2.66	4.13	150		3.90	5.98	69	6.93	10.43	31
1.26	2.05	298	3.99	6.20	67		5.85	8.97	31	10.39	15.65	14
1.68	2.73	167	5.32	8.26	38		7.80	11.97	17	13.86	20.86	8
2.10	3.42	107	6.65	10.33	24	15	9.75	14.96	11	17.32	26.08	5

COLOR RENDERING



DIMENSIONS



SAFETY NOTE ON HEAT

Soraa's unique LED technology allows its lamps to operate effectively and efficiently at higher temperatures than other LED lamps, resulting in more light output per diode. Although Soraa's lamps operate at cooler temperatures than halogen lamps, it is recommended that gloves be worn when handling bare lamps that have been energized.

TRANSFORMER/DIMMER COMPATIBILITY

Dimmable to 10% or lower, depending on dimmer. Complete transformer and dimmer compatibility information available at www.soraa.com.