

SORAA® VIVID LED PAR 38 3000K 18.5W



| | |
|--------------------|---|
| OUTPUT | 1100-24100 CBCP, 1000 Lumens |
| BEAM | 9°, 25°, 36°, 60° |
| COLOR | CCT: 3000K CRI>95, R9 95 |
| APPLICATION | Halogen replacement for indoor and outdoor applications |

PERFORMANCE

CBCP matches standard incandescent and halogen lamps
 Single light source, single crisp shadow
 Narrow spot compatible with Soraa SNAP System accessories

COLOR AND WHITENESS

Rich saturated color rendering
 Excellent color stability
 Superior white rendering based on >70% excitation of Optical Brightening Agents (OBA) with spectral emission between 400nm and 440nm

OPTIMIZED FORM

Compatible with standard fixtures
 Proprietary fanless aluminum design for superior thermal dissipations

HIGHLY COMPATIBLE

Works with trailing edge and leading edge phase cut dimmers (see complete list at www.soraa.com)

SPECIFICATIONS*

| Color | Electrical | Form Factor |
|---|-----------------------|---------------|
| CCT: 3000K | Dimmable to 10% | Width: 4.80" |
| CRI>95, R9>95 | Power factor: 0.90 | Height: 4.92" |
| White point: Within 3-step McAdam ellipse | Voltage: 120V +/- 12V | Weight: 305g |

| Reference Number | Product Code | Beam | Field | CBCP | Watts | Halogen Equip** | Lumen | Lm/W |
|--------------------|--------------|------|-------|-------|-------|-----------------|-------|------|
| SP38-18-09D-930-03 | 00993 | 9° | 13° | 24100 | 18.5 | 100W | 1000 | 54 |
| SP38-18-25D-930-03 | 00995 | 25° | 38° | 5400 | 18.5 | 100W | 1000 | 54 |
| SP38-18-36D-930-03 | 00997 | 36° | 53° | 2500 | 18.5 | 100W | 1000 | 54 |
| SP38-18-60D-930-03 | TBD | 60° | 82° | 1100 | 18.5 | 100W | 1000 | 54 |

*at stable warm operating conditions (25°C ambient)

**Energy Star minimum

120V



3000K

CRI >95



LONG LIFE, LOW MAINTENANCE

Life of 35,000 hours. Three year warranty

ENERGY EFFICIENT

80% more energy efficient than standard halogen lamps

Typical payback of one year or less



DIM



INTENDED USE AND APPLICATIONS

Intended for use in PAR38 compatible recessed downlights, track lighting and other indoor applications

Can be used in fully enclosed fixtures

Operating Temperature - Minimum: -40°C (ambient), Typical: 80-110°C (base), Maximum: 120°C (base)

Soraa lamps are designed to safely shut down due to conditions in any thermal environment not conducive to minimum airflow or proper ventilation


Suitable for damp locations



CERTIFICATIONS

UL, CUL, FCC 47 CFR Part 15 and Part 18 (EMI), RoHS

POWERED BY



SORAA VIVID LED PAR 38 3000K 18.5W

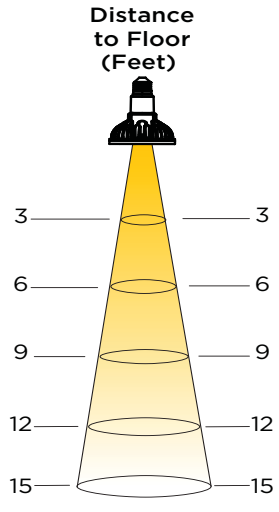
PHOTOMETRICS

Narrow Spot 9°

| Beam Dia at 50% CBCP (ft) | Field Dia at 10% CBCP (ft) | Foot-candles |
|---------------------------|----------------------------|--------------|
| 0.42 | 0.68 | 2678 |
| 0.84 | 1.37 | 669 |
| 1.26 | 2.05 | 298 |
| 1.68 | 2.73 | 167 |
| 2.10 | 3.42 | 107 |

Narrow Flood 25°

| Beam Dia at 50% CBCP (ft) | Field Dia at 10% CBCP (ft) | Foot-candles |
|---------------------------|----------------------------|--------------|
| 1.33 | 2.07 | 600 |
| 2.66 | 4.13 | 150 |
| 3.99 | 6.20 | 67 |
| 5.32 | 8.26 | 38 |
| 6.65 | 10.33 | 24 |



Flood 36°

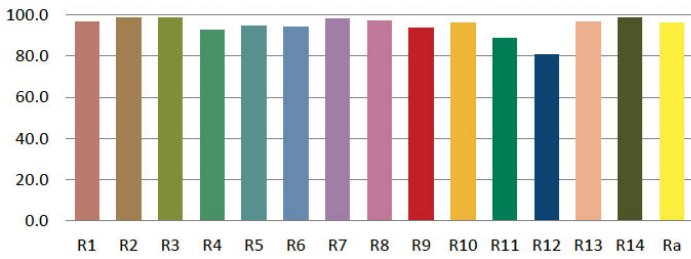
| Beam Dia at 50% CBCP (ft) | Field Dia at 10% CBCP (ft) | Foot-candles |
|---------------------------|----------------------------|--------------|
| 1.95 | 2.99 | 278 |
| 3.90 | 5.98 | 69 |
| 5.85 | 8.97 | 31 |
| 7.80 | 11.97 | 17 |
| 9.75 | 14.96 | 11 |

Wide Flood 60°

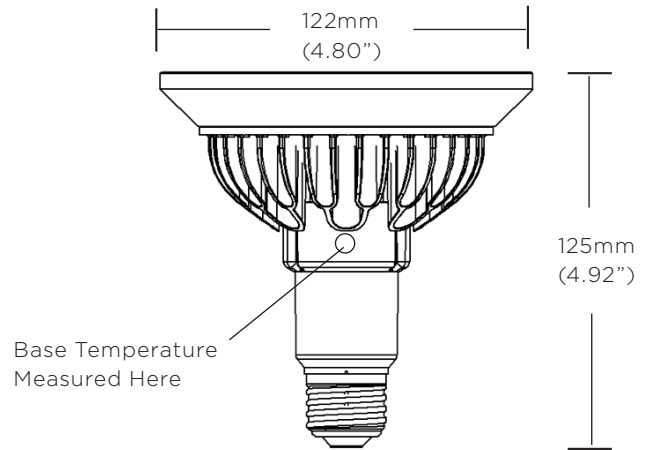
| Beam Dia at 50% CBCP (ft) | Field Dia at 10% CBCP (ft) | Foot-candles |
|---------------------------|----------------------------|--------------|
| 3.46 | 5.22 | 122 |
| 6.93 | 10.43 | 31 |
| 10.39 | 15.65 | 14 |
| 13.86 | 20.86 | 8 |
| 17.32 | 26.08 | 5 |

COLOR RENDERING

CRI - Relative R Values



DIMENSIONS



SAFETY NOTE ON HEAT

Soraa's unique LED technology allows its lamps to operate effectively and efficiently at higher temperatures than other LED lamps, resulting in more light output per diode. Although Soraa's lamps operate at cooler temperatures than halogen lamps, it is recommended that gloves be worn when handling bare lamps that have been energized.

TRANSFORMER/DIMMER COMPATIBILITY

Dimmable to 10% or lower, depending on dimmer. Complete transformer and dimmer compatibility information available at www.soraa.com.

