

SORAA[®] VIVID LED AR111 2700K 18.5W



OUTPUT	1020-22400 CBCP, 930 Lumens
BEAM	9°, 25°, 36°, 60°
COLOR	CCT: 2700K CRI>95, R9 95
APPLICATION	Halogen replacement for indoor and outdoor applications

PERFORMANCE

CBCP matches standard incandescent and halogen lamps
Single light source, single crisp shadow
Narrow spot compatible with Soraa SNAP System accessories

COLOR AND WHITENESS

Rich full-spectrum color rendering
Excellent color stability
Superior white rendering based on >70% excitation of Optical Brightening Agents (OBA) with spectral emission between 400nm and 440nm

OPTIMIZED FORM

Compatible with standard fixtures
Proprietary fanless aluminum design for superior thermal dissipations

HIGHLY COMPATIBLE

Works with trailing edge and leading edge phase cut dimmers (see complete list at www.soraa.com)

SPECIFICATIONS*

Color		Electrical			Form Factor			
CCT: 2700K		Dimmable to 20%			Width: 4.37"			
CRI>95, R9>95		Power factor: 0.90			Height: 2.24"			
White point: Within 3-step McAdam ellipse		Voltage: 12V +/- 1.2V			Weight: 250g			
Reference Number	Product Code	Beam	Field	CBCP	Watts	Halogen Equiv	Lumen	Lm/W
SR111-18-09D-927-03	00869	9°	13°	22400	18.5	75W	930	50
SR111-18-25D-927-03	00871	25°	38°	5020	18.5	75W	930	50
SR111-18-36D-927-03	00873	36°	53°	2320	18.5	75W	930	50
SR111-18-60D-927-03	00875	60°	82°	1020	18.5	75W	930	50

*at stable warm operating conditions (25°C ambient)

LONG LIFE, LOW MAINTENANCE

Life of 35,000 hours. Three year warranty

ENERGY EFFICIENT

80% more energy efficient than standard halogen lamps
Typical payback of one year or less

INTENDED USE AND APPLICATIONS

Intended for use in AR111 compatible recessed downlights, track lighting and other indoor applications

Can be used in fully enclosed fixtures

Operating Temperature - Minimum: -40°C (ambient), Typical: 80-110°C (base), Maximum: 120°C (base)

Soraa lamps are designed to safely shut down due to conditions in any thermal environment not conducive to minimum airflow or proper ventilation

Suitable for damp locations

CERTIFICATIONS

UL, CUL, FCC 47 CFR Part 15 and Part 18 (EMI), RoHS

12VAC



2700K

CRI >95



DIM



RoHS

SORAA VIVID LED AR111 2700K 18.5W

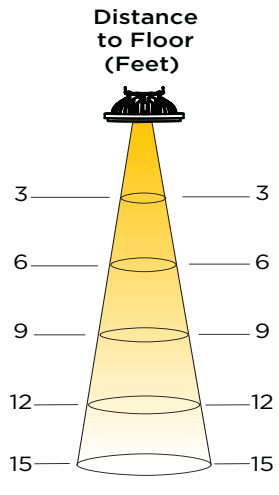
PHOTOMETRICS

Narrow Spot 9°

Beam Dia at 50% CBCP (ft)	Field Dia at 10% CBCP (ft)	Foot-candles
0.42	0.68	2489
0.84	1.37	622
1.26	2.05	277
1.68	2.73	156
2.10	3.42	100

Narrow Flood 25°

Beam Dia at 50% CBCP (ft)	Field Dia at 10% CBCP (ft)	Foot-candles
1.33	2.07	558
2.66	4.13	139
3.99	6.20	62
5.32	8.26	35
6.65	10.33	22



Flood 36°

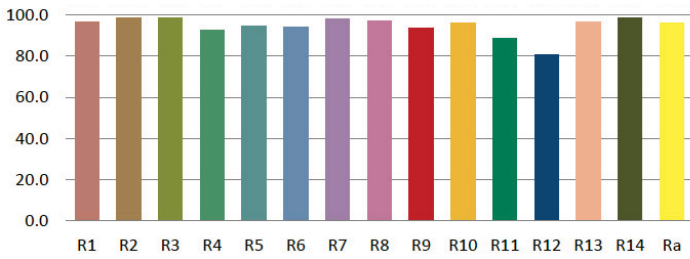
Beam Dia at 50% CBCP (ft)	Field Dia at 10% CBCP (ft)	Foot-candles
1.95	2.99	258
3.90	5.98	64
5.85	8.97	29
7.80	11.97	16
9.75	14.96	10

Wide Flood 60°

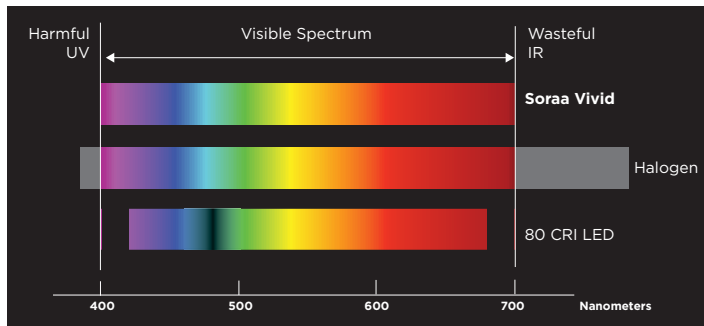
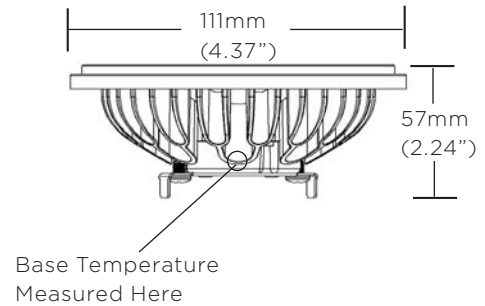
Beam Dia at 50% CBCP (ft)	Field Dia at 10% CBCP (ft)	Foot-candles
3.46	5.22	113
6.93	10.43	28
10.39	15.65	13
13.86	20.86	7
17.32	26.08	5

COLOR RENDERING

CRI - Relative R Values



DIMENSIONS



SAFETY NOTE ON HEAT

Soraa's unique LED technology allows its lamps to operate effectively and efficiently at higher temperatures than other LED lamps, resulting in more light output per diode. Although Soraa's lamps operate at cooler temperatures than halogen lamps, it is recommended that gloves be worn when handling bare lamps that have been energized.

TRANSFORMER/DIMMER COMPATIBILITY

Dimmable to 20% or lower, depending on dimmer. Complete transformer and dimmer compatibility information available at www.soraa.com.