



TL-M Rapid Start Standard Colours

TL-M RS 40W/33-640 1SL

The TL-M RS (Rapid Start) lamp (tube diameter 38 mm) has an external silicon coating and an external ignition strip. It is suitable for situations where low temperatures and high humidity require fast and stable ignition but color rendering is not important. Rapid Start lamps can be ignited without a starter.

Product data

• General Characteristics

| | |
|-------------------------|---------------------------------|
| System Description | Rapid Start |
| Cap-Base | G13 [Medium Bi-Pin Fluorescent] |
| Bulb | T12 [38 mm] |
| Life to 50% failures EM | 13000 hr |

• Light Technical Characteristics

| | |
|---------------------------|-------------------------|
| Color Code | 33-640 |
| Color Rendering Index | 63 Ra8 |
| Color Designation (text) | Cool White |
| Color Temperature | 4100 K |
| Luminous Flux Lamp EM | 2850 Lm |
| Luminous Efficacy Lamp EM | 72 Lm/W |
| Lumen Maintenance 2000h | 90 % |
| Lumen Maintenance 5000h | 81 % |
| Lumen Maintenance 10000h | 73 % |
| Lumen Maintenance 15000h | 69 % |
| Luminance Average EM | 0.73 cd/cm ² |
| Chromaticity Coordinate X | 377 - |
| Chromaticity Coordinate Y | 381 - |

• Electrical Characteristics

| | |
|--------------|------|
| Lamp Wattage | 40 W |
|--------------|------|

| | |
|-----------------|---------|
| Lamp Wattage EM | 39.5 W |
| Lamp Voltage | 101 V |
| Lamp Current EM | 0.430 A |
| Dimmable | Yes |

• Environmental Characteristics

| | |
|-------------------------------|--------|
| Energy Efficiency Label (EEL) | A |
| Mercury (Hg) Content | 8.0 mg |
| Energy consumption kWh/1000h | 47 kWh |

• Product Dimensions

| | |
|--------------------------|-------------------------------|
| Base Face to Base Face A | 1199.4 (max) mm |
| Insertion Length B | 1204.1 (min), 1206.5 (max) mm |
| Overall Length C | 1213.6 (max) mm |
| Diameter D | 40.5 (max) mm |

• Product Data

| | |
|-----------------------------|---------------------------|
| Order code | 928030503371 |
| Full product code | 928030503371 |
| Full product name | TL-M RS 40W/33-640 1SL |
| Order product name | TL-M RS 40W/33-640 1SL/25 |
| Pieces per pack | 1 |
| Packing configuration | 25 |
| Packs per outerbox | 25 |
| Bar code on pack - EAN1 | 8711500724298 |
| Bar code on outerbox - EAN3 | 8711500724304 |
| Logistic code(s) - 12NC | 928030503371 |

PHILIPS

TL-M Rapid Start Standard Colours

ILCOS code

FD-40/41/2B-LC/P-G13

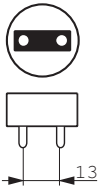
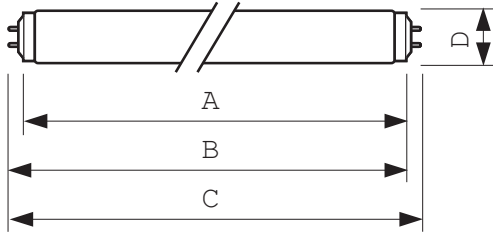
Net weight per piece

273.600 gr

Dimensional drawing

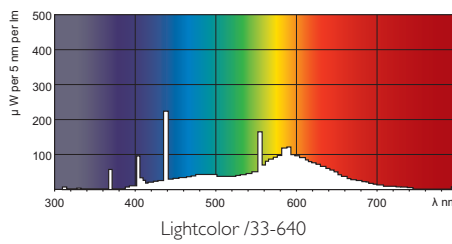
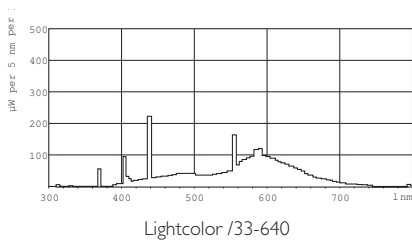
TL-M RS 40W/33-640 1SL

| Product | A (Max) | B (Min) | B (Max) | C (Max) | D (Max) |
|--------------------|---------|---------|---------|---------|---------|
| TL-M 40W/33-640 RS | 1199.4 | 1204.1 | 1206.5 | 1213.6 | 40.5 |



G13

Photometric data



© 2014 Koninklijke Philips N.V. (Royal Philips)
All rights reserved.

Specifications are subject to change without notice. Trademarks are the property of Koninklijke Philips N.V. (Royal Philips) or their respective owners.

www.philips.com/lighting

2014, October 31
data subject to change