



MASTER TL-D Super 80



MASTER TL-D Super 80 15W/830 SLV/25

The MASTER TL-D Super 80 lamp offers more lumens per watt and better color rendering than TL-D standard colors. Furthermore, it has a lower mercury content. The lamp can be operated in existing TL-D luminaires.

Warnings and Safety

- A lamp breaking is extremely unlikely to have any impact on your health. If a lamp breaks, ventilate the room for 30 minutes and remove the parts, preferably with gloves. Put them in a sealed plastic bag and take it to your local waste facilities for recycling. Do not use a vacuum cleaner.

Product data

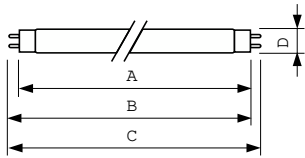
General Information		Lamp Current (Nom)	
Cap-Base	G13 [Medium Bi-Pin Fluorescent]	0.340 A	
Flux measurement reference	Sphere	Controls and Dimming	
Life to 50% Failures (Nom)	15,000 hour(s)	Dimmable	Yes
Light Technical		Mechanical and Housing	
Color Code	830 [CCT of 3000K]	Bulb Shape	T8
Luminous Flux	1,000 lm	Net Weight (Piece)	56.570 g
Color Designation	Warm White (WW)	Approval and Application	
Chromaticity Coordinate X (Nom)	0.44	Energy Efficiency Class	G
Chromaticity Coordinate Y (Nom)	0.403	Mercury (Hg) Content (Nom)	1.7 mg
Correlated Color Temperature (Nom)	3000 K	Energy Consumption kWh/1000 h	16 kWh
Luminous Efficacy (rated) (Nom)	67 lm/W	EPREL Registration Number	423407
Color rendering index (CRI)	82	Product Data	
Operating and Electrical		Order product name	MASTER TL-D Super 80 15W/830 SLV/25
Power Consumption	15.5 W		

MASTER TL-D Super 80

Full product name	MASTER TL-D Super 80 15W/830 SLV/25
Full product code	871150070279140
Order code	927922283014
Material Nr. (12NC)	927922283014
Numerator - Quantity Per Pack	1

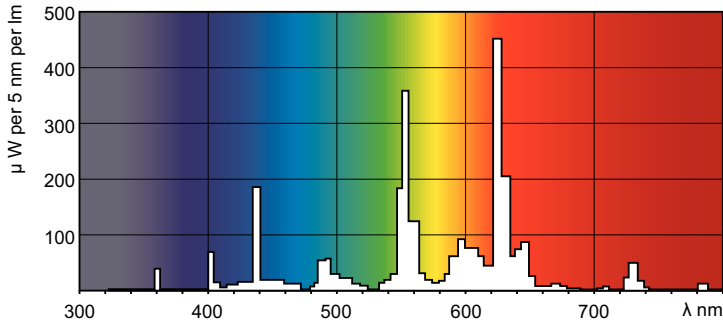
EAN/UPC - Product/Case	8711500702791
Numerator - Packs per outer box	25
EAN/UPC - Case	8711500722270

Dimensional drawing



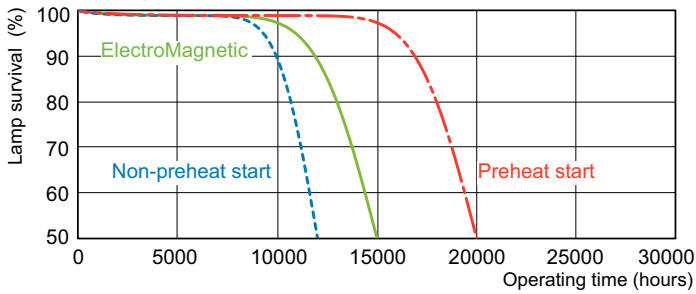
Product	D (max)	A (max)	B (max)	B (min)	C (max)
MASTER TL-D Super 80 15W/830 SLV/25	28 mm	437.4 mm	444.5 mm	442.1 mm	451.6 mm

Photometric data

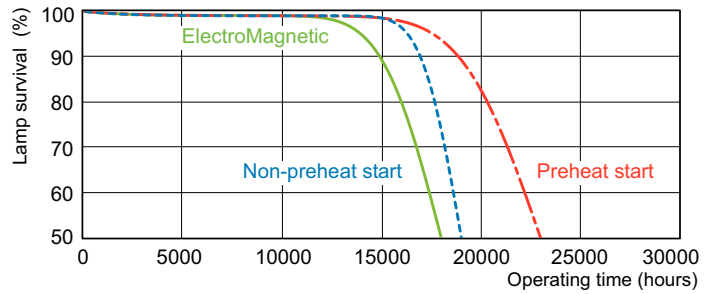


Spectral Power Distribution Colour - MASTER TL-D Super 80 15W/830 SLV/25

Lifetime



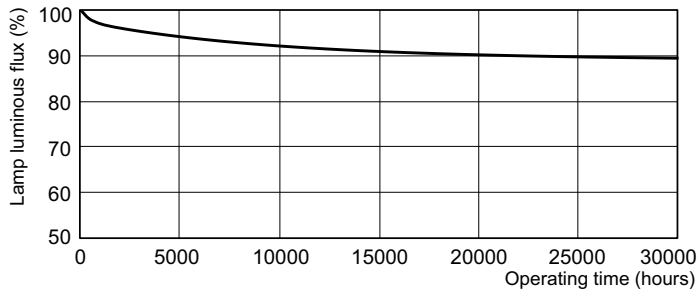
Life expectancy diagram - 3 hour cycle



Life expectancy diagram - 12 hour cycle

MASTER TL-D Super 80

Lifetime



Lumen Maintenance Diagram - MASTER TL-D Super 80 15W/830 SLV/25

