

SYLVANIA Luminaires

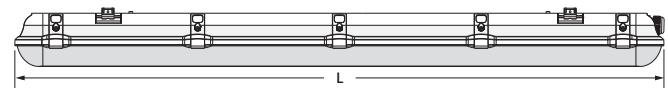
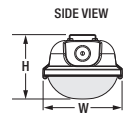
Vapor Tight



Catalog #	Type
Project	
Notes	
Date	
Prepared by	

Dimensions

	L	W	H
2 ft 25W	24.9" (632mm)	4.0" (102mm)	3.3" (85mm)
4 ft 20W	48.5" (1232mm)	3.3" (85mm)	3.3" (85mm)
4 ft 40/50W	48.5" (1232mm)	4.0" (102mm)	3.3" (85mm)
4 ft IP66	49.1" (1247mm)	4.7" (120mm)	3.3" (85mm)
8ft 65W	96" (2438mm)	4.0" (102mm)	3.3" (85mm)



Product Features

- Corrosion resistant housing with captive stainless steel mounting accessories and included waterproof compression fitting
- IP65 or IP66 rated, ETL sanitation listed for NSF splash zones, and a wide operating temperature of -40°C to 50°C
- Optional integrated microwave (daylight/motion) sensor for additional energy savings

Wattage Comparison Chart

Vapor Tight

Traditional Source	Traditional System Wattage	LED System Wattage	Energy Savings
2 F17 T8	33	20/25	39%/24%
1 F32 T8	27	20/25	26%/7%
35W HPS	45	20/25	56%/44%
50W HPS	62	20/25	68%/60%
70W HPS	92	25	73%
2 F28 T8	50	40/50	20%/0%
2 F32 T8	54	40/50	26%/7%
1 F96 T12	86	40/50	53%/42%
70 W HPS	91	40/50	56%/45%
4 F32 T8	108	65	39%
S F96 T12	172	65	62%
150W HPS	170	65	61%
150W MH	188	65	65%
175W MH	210	65	69%
250W HPS	295	65	78%
250W MH	290	65	77%

Specifications

Weight: 2 ft: 2.5 lbs (1.2 kg) 4 ft: 5.8 lbs (2.6 kg) 8 ft: 12.5 lbs (5.7 kg)

Construction: One-piece polycarbonate housing with one-piece polycarbonate lens and stainless steel clips. The standard color is gray.

LED System: LED system with a life rating of ≥84,000 hours (HUV) L₇₀ @25°C. Luminaire efficacy up to 140 LPW.

Electrical: Offered in 20, 25, 40, 50 and 65 Watts, the luminaire is designed to operate through the 120V-277VAC universal voltage and 347-480VAC high universal voltage range. The LED driver has a 2.5kV inherent surge suppression and is a constant current device, meeting UL1310 and UL48 Class 2 with built-in over temperature protection. The power factor is ≥90% and THD is ≤20%.

Dimming: The driver is 0-10V dimmable (down to 6%). Please reference the dimmer compatibility document (LEDLUM012).

Color Characteristics: CRI>80; CCT of 4000K or 5000K.

Optics: Type V distribution with a clear etched polycarbonate lens or optional diffuse lens (sold separately).

Installation: Luminaire mounts to recessed outlet box or can be surface or chain mounted (chain not included). Connector available for tandem wiring. External controls can be added through existing knockouts.

Operating Temperature: -40°F to +122°F (-40°C to +50°C);
EM: +14°F to +122°F (-10°C to +50°C).

Listings: cULus listed to UL1598 standards for wet locations, IP65 or IP66 rated, and ETL Sanitation listed for NSF splash zones.

Warranty: Standard 5-year luminaire warranty (LEDLUM001).

Note: Specifications subject to change without notice. IES files available online.



*Please see pages 2 and 3 for DLC listings.

Ordering Guide

Item Number:

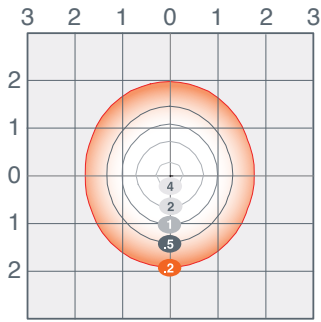
VAPOR	XX	/	XXX	XXX	D	8	XX	/	XX	XX	/	GR	/	XX
Product Name	Generation		Wattage	Voltage	Dimming	CRI	Color Temp		Size	Optics		Color/Finish		Options
VAPOR	1A		020 = 20 Watts	UNV = 120-277V	D = 0-10V	8 ≥ 80	(CCT)		24 = 24" long	EC = Etched Lens		GR = Gray		Blank = No Option
	1B		025 = 25 Watts	HUV = 347-480V*			40 = 4000K		48 = 48" long	Type V Distribution				D = Motion/Daylighting Sensor
	2B		040 = 40 Watts				50 = 5000K		96 = 96" long					E = Emergency
			050 = 50 Watts											
			065 = 65 Watts											

*HUV version only available in 50W

Photometric Data

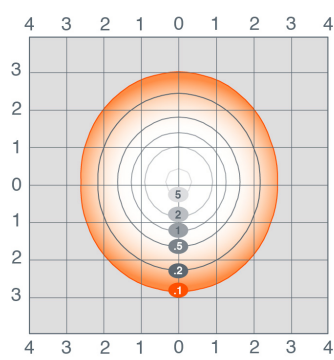
2 ft VAPOR1A/025UNVD840

Isofootcandle Lines at 15' Mounting Height



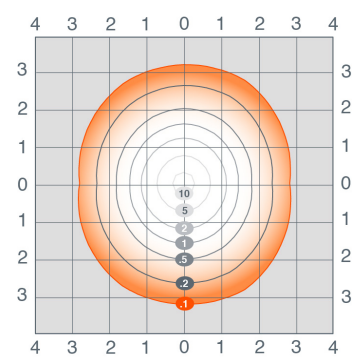
4 ft VAPOR1B/040UNVD840

Isofootcandle Lines at 12' Mounting Height



8 ft VAPOR1B/040UNVD840

Isofootcandle Lines at 12' Mounting Height



For other mounting heights apply the following multipliers:

Mounting Height	10'	12'	15'	18'	20'
Multiplier	2.25	1.56	1.00	0.44	0.36

For other mounting heights apply the following multipliers:

Mounting Height	8'	10'	12'	15'	16'	18'
Multiplier	2.25	1.44	1.00	0.73	0.56	0.44

*For 20W use 0.5 multiplier

Fixture Spacing Chart

	VAPOR1A/025UNVD840/24EC/GR			VAPOR1B/040UNVD840/48EC/GR		
	On Center Fixture Spacing			On Center Fixture Spacing		
	8'x10'	10'x10'	10'x12'	8'x10'	10'x10'	10'x12'
8'	39	29	23.2	65.6	51.2	40.2
10'	37.9	28.1	22.5	63.6	49.9	39.2
12'	35.2	27.3	21.9	63.4	48.3	38.1
14'	34.2	26.6	21.3	61.7	47.3	37.2
16'	33.2	25.6	20.7	55.5	46.3	36.2
18'	32.3	24.9	20.1	53.9	44.7	35.3

Average Illuminance (fc) at 0" AFF.
80/50/20 reflectances.

Options Information

Sensor: Motion and Daylight sensors are both available.

Motion Sensor (Default Setting):

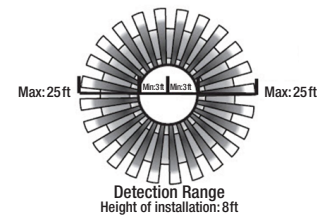
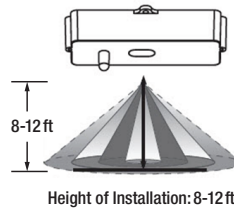
Motion	100% lumen output
≥5min with no motion	30% lumen output
≥60min with no motion	Off

Daylight (Default Setting): 5fc/24H

For customized settings: Purchase remote control separately and refer to the Vapor Tight Remote document LEDLUM015 for further instructions.

Emergency Battery Backup:

Activates when normal power supply to the fixture fails, providing a minimum of 500 lumens for at least 90 minutes.



Ordering Information

Item Number	Ordering Abbreviation	Ingress Protection	Power (W)	Input Voltage	Color Temp (CCT)	Total Fixture Lumens		LPW*		DLC**		Options
						Clear Lens	Diffuse Lens	Clear Lens	Diffuse Lens	Clear Lens	Diffuse Lens	
2ft Vapor Tight												
74530	VAPOR1A/025UNVD840/24EC/GR	IP65	25	120-277	4000K	3100	2800	135	121	Prm	Std	–
74531	VAPOR1A/025UNVD850/24EC/GR	IP65	25	120-277	5000K	3100	2800	137	123	Prm	Std	–
74532	VAPOR1B/025UNVD840/24EC/GR/D	IP65	25	120-277	4000K	3100	2800	135	121	Prm	–	Sensor
74533	VAPOR1B/025UNVD850/24EC/GR/D	IP65	25	120-277	5000K	3100	2800	137	123	Prm	–	Sensor
60074	VAPOR1B/025UNVD840/24EC/GR/E	IP65	25	120-277	4000K	3100	2800	135	121	Prm	–	Emergency
60075	VAPOR1B/025UNVD850/24EC/GR/E	IP65	25	120-277	5000K	3100	2800	137	123	Prm	–	Emergency
4ft Vapor Tight												
74534	VAPOR1B/020UNVD840/48EC/GR	IP65	20	120-277	4000K	2500	2300	130	114	Prm	–	–
74535	VAPOR1B/020UNVD850/48EC/GR	IP65	20	120-277	5000K	2500	2300	130	115	Prm	–	–
74536	VAPOR1B/020UNVD840/48EC/GR/D	IP65	20	120-277	4000K	2500	2300	130	114	Prm	–	Sensor
74537	VAPOR1B/020UNVD850/48EC/GR/D	IP65	20	120-277	5000K	2500	2300	130	115	Std	–	Sensor
60043	VAPOR1B/020UNVD840/48EC/GR/E	IP65	20	120-277	4000K	2500	2300	130	114	Prm	–	Emergency
60044	VAPOR1B/020UNVD850/48EC/GR/E	IP65	20	120-277	5000K	2500	2300	130	115	Prm	–	Emergency
60045	VAPOR1B/020UNVD840/48EC/GR/DE	IP65	20	120-277	4000K	2500	2300	130	114	Prm	–	Sensor, Emergency
60046	VAPOR1B/020UNVD850/48EC/GR/DE	IP65	20	120-277	5000K	2500	2300	130	115	Prm	–	Sensor, Emergency
74376	VAPOR1B/040UNVD840/48EC/GR	IP65	40	120-277	4000K	5300	4600	139	120	Prm	Std	–
74377	VAPOR1B/040UNVD850/48EC/GR	IP65	40	120-277	5000K	5300	4700	137	122	Prm	Std	–
74378	VAPOR1B/040UNVD840/48EC/GR/D	IP65	40	120-277	4000K	5400	4500	140	116	Prm	Std	Sensor
74379	VAPOR1B/040UNVD850/48EC/GR/D	IP65	40	120-277	5000K	5400	4600	137	119	Prm	Std	Sensor
74554	VAPOR1B/040UNVD840/48EC/GR/E	IP65	40	120-277	4000K	5300	4600	139	120	Prm	Std	Emergency
74555	VAPOR1B/040UNVD850/48EC/GR/E	IP65	40	120-277	5000K	5300	4700	137	122	Prm	Std	Emergency
74556	VAPOR1B/040UNVD840/48EC/GR/DE	IP65	40	120-277	4000K	5400	4500	140	116	Prm	Std	Sensor, Emergency
74557	VAPOR1B/040UNVD850/48EC/GR/DE	IP65	40	120-277	5000K	5400	4600	137	119	Prm	Std	Sensor, Emergency
74552	VAPOR1A/050HUV840/48EC/GR	IP65	50	347-480	4000K	5700	–	111	–	Std	–	–
74553	VAPOR1A/050HUV850/48EC/GR	IP65	50	347-480	5000K	5700	–	111	–	Std	–	–
60047	VAPOR2B/040UNVD840/48EC/GR	IP66	40	120-277	4000K	5300	4600	139	120	Prm	–	–
60048	VAPOR2B/040UNVD850/48EC/GR	IP66	40	120-277	5000K	5300	4700	137	122	Prm	–	–
60049	VAPOR2B/040UNVD840/48EC/GR/D	IP66	40	120-277	4000K	5300	4600	139	120	Prm	–	Sensor
60050	VAPOR2B/040UNVD850/48EC/GR/D	IP66	40	120-277	5000K	5300	4700	137	122	Prm	–	Sensor
8ft Vapor Tight												
60355	VAPOR1B/065UNVD840/96EC/GR	IP65	65	120-277	4000K	8625	–	130	–	Prm	–	–
60356	VAPOR1B/065UNVD850/96EC/GR	IP65	65	120-277	5000K	8625	–	130	–	Prm	–	–
60357	VAPOR1B/065UNVD840/96EC/GR/D	IP65	65	120-277	4000K	8625	–	130	–	Prm	–	Sensor
60358	VAPOR1B/065UNVD850/96EC/GR/D	IP65	65	120-277	5000K	8625	–	130	–	Prm	–	Sensor
60359	VAPOR1B/065UNVD840/96EC/GR/E	IP65	65	120-277	4000K	8625	–	130	–	Prm	–	Emergency
60360	VAPOR1B/065UNVD850/96EC/GR/E	IP65	65	120-277	5000K	8625	–	130	–	Prm	–	Emergency
60361	VAPOR1B/065UNVD840/96EC/GR/DE	IP65	65	120-277	4000K	8625	–	130	–	Prm	–	Sensor, Emergency
60362	VAPOR1B/065UNVD850/96EC/GR/DE	IP65	65	120-277	5000K	8625	–	130	–	Prm	–	Sensor, Emergency

*LPW per LM79 Report

**Std for DLC Standard, Prm for DLC Premium

Accessories and Replacement Parts

Item Number	Ordering Abbreviation	Item Description
74310	VAPOR1A/REMOTE	Vapor Tight Sensor Remote compatible with VAPOR1A
74541	VAPOR1B/REMOTE	Vapor Tight Sensor Remote compatible with VAPOR1B and VAPOR2B
74744	VAPOR1X/LENS/24D5	2ft Diffused Lens
74538	VAPOR1X/LENS/48D5	4ft Diffused Lens
74448	VAPOR1A/LENS/48EC	4ft Replacement Lens
74920	VAPOR1A/CONN/BL	Tandem Wiring Connector

DLC Listings

Item Number	Ordering Abbreviation	Linear Ambient Diffuse Lens	Clear Lens	Stairwell / Passageway Clear Lens	Low-Bay Clear Lens
2ft Vapor Tight					
74530	VAPOR1A/025UNVD840/24EC/GR	PQSP91E8	PSN1FP79		
74531	VAPOR1A/025UNVD850/24EC/GR	P9UFMJP1	PPUEJ3FK		
74532	VAPOR1B/025UNVD840/24EC/GR/D		PLBOXGMOBHHJ	PLZSC43CSRQF	
74533	VAPOR1B/025UNVD850/24EC/GR/D		PL8DCUUY1VL	PLWHK8GPPC0R	
60074	VAPOR1B/025UNVD840/24EC/GR/E		PLBOXGMOBHHJ		
60075	VAPOR1B/025UNVD850/24EC/GR/E		PL8DCUUY1VL		
4ft Vapor Tight					
74534	VAPOR1B/020UNVD840/48EC/GR		PL5DXDVCKDJH		
74535	VAPOR1B/020UNVD850/48EC/GR		PLYZ34VCFSSD		
74536	VAPOR1B/020UNVD840/48EC/GR/D		PL5DXDVCKDJH	PL5HDWS27PWW	
74537	VAPOR1B/020UNVD850/48EC/GR/D		PLYZ34VCFSSD	PLZ8CGRK3SA9	
60043	VAPOR1B/020UNVD840/48EC/GR/E		PL5DXDVCKDJH		
60044	VAPOR1B/020UNVD850/48EC/GR/E		PLYZ34VCFSSD		
60045	VAPOR1B/020UNVD840/48EC/GR/DE		PL5DXDVCKDJH	PL5HDWS27PWW	
60046	VAPOR1B/020UNVD850/48EC/GR/DE		PLYZ34VCFSSD	PLZ8CGRK3SA9	
74376	VAPOR1B/040UNVD840/48EC/GR	PTNPGMPP	PVYCF6UR		PL265J2ZG4BX
74377	VAPOR1B/040UNVD850/48EC/GR	P39VVY2Z	PC3PTT8W		PLGMT90DZH28X
74378	VAPOR1B/040UNVD840/48EC/GR/D	PTNPGMPP	PVYCF6UR	PL400DXSACY	PLQA58KMPQMB
74379	VAPOR1B/040UNVD850/48EC/GR/D	P39VVY2Z	PC3PTT8W	PLULT610E924	PLIBALW4B8DL
74554	VAPOR1B/040UNVD840/48EC/GR/E	PTNPGMPP	PVYCF6UR		PLV9L811KFZM
74555	VAPOR1B/040UNVD850/48EC/GR/E	P39VVY2Z	PC3PTT8W		PLRJT3769ZE
74556	VAPOR1B/040UNVD840/48EC/GR/DE	PTNPGMPP	PVYCF6UR	PL400DXSACY	PLFBW1QOWD8P
74557	VAPOR1B/040UNVD850/48EC/GR/DE	P39VVY2Z	PC3PTT8W	PLULT610E924	PLT0KXPJY10U
74552	VAPOR1A/050HUV840/48EC/GR	PTNPGMPP	PBA4FDDDB		
74553	VAPOR1A/050HUV850/48EC/GR	P39VVY2Z	PQGF9FAQ		
60047	VAPOR2B/040UNVD840/48EC/GR		PLMOUBQCY36H		PLGY7W2TNJYI
60048	VAPOR2B/040UNVD850/48EC/GR		PLUL4LZWX42N		PLZDL7D8MYI8
60049	VAPOR2B/040UNVD840/48EC/GR/D		PLMOUBQCY36H	PL4PJB186SR2	PLYGHMU3R70F
60050	VAPOR2B/040UNVD850/48EC/GR/D		PLUL4LZWX42N	PL11BBN5V4JD	PLUT070LBDID
8ft Vapor Tight					
60355	VAPOR1B/065UNVD840/96EC/GR		PLIIQ03MOQOU		
60356	VAPOR1B/065UNVD850/96EC/GR		PLKH42XGYH09		
60357	VAPOR1B/065UNVD840/96EC/GR/D		PLIIQ03MOQOU		
60358	VAPOR1B/065UNVD850/96EC/GR/D		PLKH42XGYH09		
60359	VAPOR1B/065UNVD840/96EC/GR/E		PLIIQ03MOQOU		
60360	VAPOR1B/065UNVD850/96EC/GR/E		PLKH42XGYH09		
60361	VAPOR1B/065UNVD840/96EC/GR/DE		PLIIQ03MOQOU		
60362	VAPOR1B/065UNVD850/96EC/GR/DE		PLKH42XGYH09		

*LPW per LM79 Report
 **Std for DLC Standard, Prm for DLC Premium

LEDVANCE LLC
 200 Ballardvale Street
 Wilmington, MA 01887 USA
 Phone 1-800-LIGHTBULB (1-800-544-4828)
 www.sylvania.com

SYLVANIA and LEDVANCE are registered trademarks.
 All other trademarks are those of their respective owners.
 Licensee of product trademark SYLVANIA in general lighting.
 Specifications subject to change without notice.

[/sylvania](#) [/sylvania](#)

© 2018 LEDVANCE LLC

