

SYLVANIA Luminaires

UltraLED™ Dual Selectable Vapor Tight 3A

Application

Ideal in new construction and retrofit applications, the UltraLED Dual Selectable Vapor Tight 3A is offered in three sizes that all feature both lumen and CCT selectability. Useful in tunnels, manufacturing, and a variety of other wet or dusty applications, this product boasts an IP66 rating to ensure a robust and durable product as well as DLC 5.1 listing to maximize rebate opportunities.

Benefits and Features

- IP66 rated polycarbonate body and lens and a broad temperature range ensure a durable product
- Stainless steel lens clips
- DLC 5.1 listing maximizes energy savings and rebate opportunities
- Optional integrated motion/daylight sensor and emergency battery back-up offer further potential energy savings
- Dual selectability facilitated by the switches located inside the luminaire allows for customizable light
- Offered in three wattage selectable sizes
 - 2ft : 15, 20, or 25W selectable
 - 4ft : 30, 40, or 50W selectable
 - 8ft: 70, 80, or 90W selectable
- 3500K, 4000K, and 5000K selectable color temperature
- Up to 144 LPW
- CRI >80
- Energy savings up to 59%

Electrical

- 120-347VAC
- Power Factor >90%
- THD <20%
- 2.5kV surge suppression
- 0-10V dimmable
- UL Wet rated
- Auxiliary 12V output

Rated Life

- 100,000 hours (L₇₀)

Warranty

- 5-year
- NLB Trusted Warranty Program



Item #
Type
Project
Notes
Date



Wattage Comparison

Traditional Source	Traditional System Wattage	LED System Wattage	Energy Savings
1x32W T8	28	15	46%
1x32W T8	28	20	29%
2x28W T8	49	25	49%
2x32W T8	56	30	46%
3x28W T8	64	40	38%
3x32W T8	75	40	47%
3x32W T8	75	50	33%
2x54W T5	87	50	43%
4x28W T8	97	70	28%
2x54W T5	87	70	20%
4x28W T8	97	80	18%
4x32W T8	112	80	29%
4x32W T8	112	90	20%
4x54W T5H0	220	90	59%

Operating Temperature

- -40°F to 122°F (-40°C to 50°C) for 2' and 4' models
- -40°F to 113°F (-40°C to 45°C) for 8' models
- -31°F (-35°C) minimum ambient for motion sensor models
- 32°F (0°C) minimum ambient for EMBB models

Certifications and Listings

- UL1598 (cULus)
- RoHS
- FCC
- NEMA 4X
- IP66
- DLC 5.1
- NSF Splash Zone

Installation

- Fixture can be surface mounted or suspended.
- Stainless steel mounting brackets and V-hooks are included



Ordering Guide

VAPOR	3A	/ SXXX	UNH	D	8	SC7	/ XX	/ GR	/ XX
Product Name	Generation	Selectable Wattage	Voltage	Dimming	CRI	Color Temp	Length	Color/Finish	Options
VAPOR = Vapor	3A = Generation 3A	S025 = wattage selectable 15, 20, or 25W	UNH = 120-347V	D = 0-10V dimmable	8 = >80	SC7 = CCT selectable 3500, 4000, or 5000K	24 = 24" 48 = 48" 96 = 96"	GR = Gray Finish	blank = no option D = Daylight/Motion Sensor E = Emergency Battery Back-Up DE = Daylight/Motion Sensor + Emergency Battery Back-Up 6C = With 6ft cord
Tight luminaire		S050 = wattage selectable 30, 40, or 50W							
		S090 = wattage selectable 70, 80 or 90W							

Ordering Information

Item Number	Ordering Abbreviation	Power (W)	Input Voltage (V)	Dimming	Length	Color Temperature (Selectable)	Total Fixture Lumens @4000K (lm)	LPW	DLC	Options	MTO*
65699	VAPOR3A/S025UNHD8SC7/24/GR	15/20/25W	120-347	0-10V	2'	3500/4000/5000K	2160/2880/3600	144	5.1	-	-
65700	VAPOR3A/S050UNHD8SC7/48/GR	30/40/50W	120-347	0-10V	4'	3500/4000/5000K	4320/5760/7200	144	5.1	-	-
65701	VAPOR3A/S090UNHD8SC7/96/GR	70/80/90W	120-347	0-10V	8'	3500/4000/5000K	10,080/11,520/12,960	144	5.1	-	-
62488	VAPOR3A/S025UNHD8SC7/24/GR/D	15/20/25W	120-347	0-10V	2'	3500/4000/5000K	2160/2880/3600	144	5.1	Motion/Daylight Sensor	MTO
62489	VAPOR3A/S050UNHD8SC7/48/GR/D	30/40/50W	120-347	0-10V	4'	3500/4000/5000K	4320/5760/7200	144	5.1	Motion/Daylight Sensor	MTO
62490	VAPOR3A/S090UNHD8SC7/96/GR/D	70/80/90W	120-347	0-10V	8'	3500/4000/5000K	10,080/11,520/12,960	144	5.1	Motion/Daylight Sensor	MTO
62491	VAPOR3A/S025UNHD8SC7/24/GR/E	15/20/25W	120-347	0-10V	2'	3500/4000/5000K	2085/2780/3475	138	5.1	Emergency Battery Back-up**	MTO
62492	VAPOR3A/S050UNHD8SC7/48/GR/E	30/40/50W	120-347	0-10V	4'	3500/4000/5000K	4170/5560/6950	138	5.1	Emergency Battery Back-up***	MTO
62493	VAPOR3A/S090UNHD8SC7/96/GR/E	70/80/90W	120-347	0-10V	8'	3500/4000/5000K	9730/11,120/12,510	138	5.1	Emergency Battery Back-up***	MTO
62494	VAPOR3A/S050UNHD8SC7/48/GR/DE	30/40/50W	120-347	0-10V	4'	3500/4000/5000K	4170/5560/6950	138	5.1	Motion/Daylight Sensor + Emergency Battery Back-up***	MTO
62495	VAPOR3A/S090UNHD8SC7/96/GR/DE	70/80/90W	120-347	0-10V	8'	3500/4000/5000K	9730/11,120/12,510	138	5.1	Motion/Daylight Sensor + Emergency Battery Back-up***	MTO
63579	VAPOR3A/S025UNHD8SC7/24/GR/6C	15/20/25W	120-347	0-10V	2'	3500/4000/5000K	2160/2880/3600	138	5.1	With 6ft cord	MTO
63580	VAPOR3A/S050UNHD8SC7/48/GR/6C	30/40/50W	120-347	0-10V	4'	3500/4000/5000K	4320/5760/7200	138	5.1	With 6ft cord	MTO
63581	VAPOR3A/S090UNHD8SC7/96/GR/6C	70/80/90W	120-347	0-10V	8'	3500/4000/5000K	10,080/11,520/12,960	138	5.1	With 6ft cord	MTO

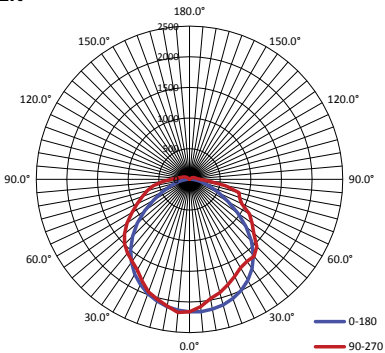
*Made To Order

**4-watt Emergency battery backup produces 550 lumens for 90 mins in the 2ft fixture.

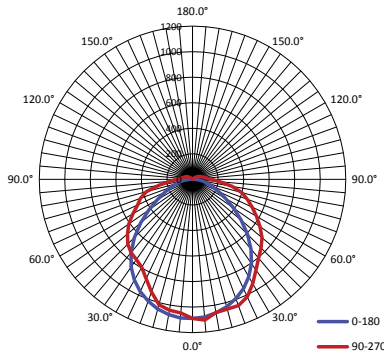
***9-watt Emergency battery backup produces 1200 lumens for 90 mins in the 4ft and 8ft fixtures.

Photometric Information

2ft

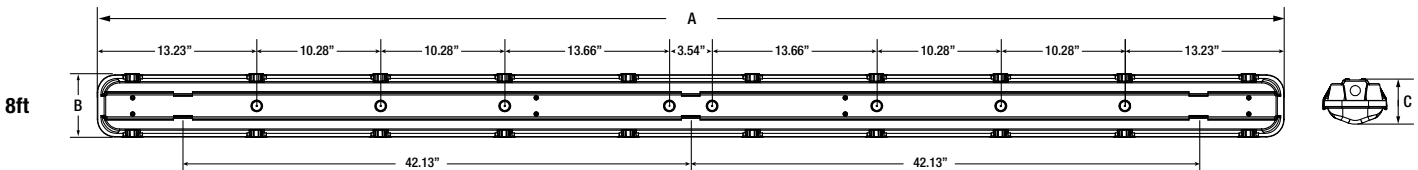
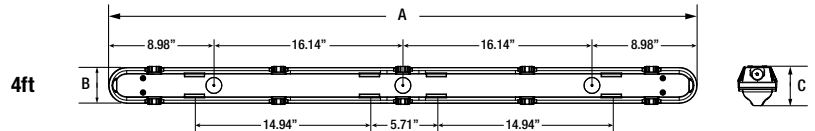
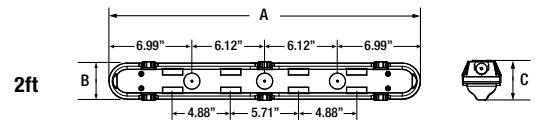


4ft



Physical Information

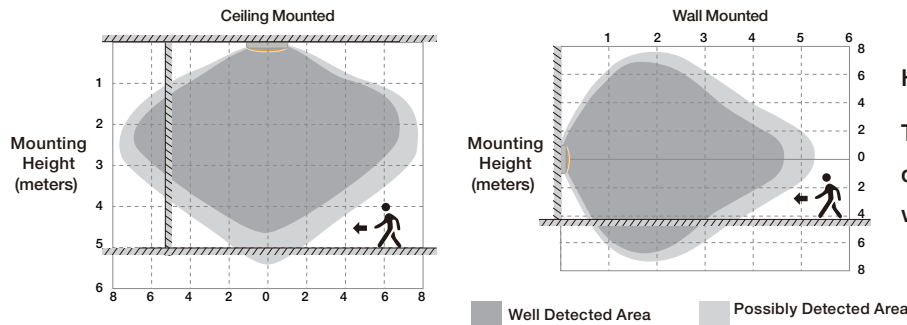
Description	(A) Length (in)	(B) Width (in)	(C) Height (in)
2ft	26.20	3.31	3.35
4ft	50.24	3.31	3.35
8ft	98.43	5.28	3.78



Accessory Information

Item Number	Ordering Abbreviation	Description
60105	HIBAY2A/REMOTE	Standard Remote Control for motion sensor

Optional Motion Detector Detection Patterns



Highest mounting height is 14.7 ft.

This figure indicates the maximum distance at the highest mounting height with 100% sensitivity.

Optional Motion Detector DIP Switch Settings*

1 2 3 4 5 6

● Switch UP
○ Switch DOWN

Stand-by dimming level	●	10%	Percentage of light output in Stand-by mode.
	○	30%	
Stand-by period	●	0s	Length of time the light will stay in Stand-by mode before it switches off.
	○	1min	
Daylight Threshold	●	Disable	Ambient light level must be below the set level before the sensor will turn the fixture on with movement. When "Disable" is selected the sensor will operate at any light level.
	○	50lux	
Hold-Time	● ●	5s	Length of time the light will stay at 100% light level before switching to Stand-by mode after motion stops.
	● ○	30s	
	○ ●	1min	
	○ ○	10min	
Detection Area	●	100%	Sets the sensitivity level of the sensor.
	○	50%	

*Motion sensor can also be programmed with additional choices using optional Remote Control NAED 60105.

Default Optional Motion Sensor Settings

Detection Area	100%
Hold Time	10 Min
Stand-by Dimming	30%
Stand-by Period	1 Min
Daylight Threshold	50 lux

LEDVANCE LLC
181 Ballardvale Street, Suite 203
Wilmington, MA 01887 USA
Phone 1-800-LIGHTBULB (1-800-544-4828)
www.ledvanceUS.com

SYLVANIA and LEDVANCE are registered trademarks.
All other trademarks are those of their respective owners.
Licensee of product trademark SYLVANIA in general lighting.
Specifications subject to change without notice.



SCAN TO FOLLOW US
ON SOCIAL MEDIA

© 2023 LEDVANCE LLC

Name:	_____
Email:	_____
Phone:	_____

