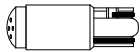
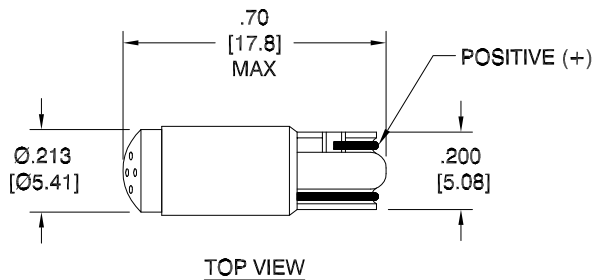
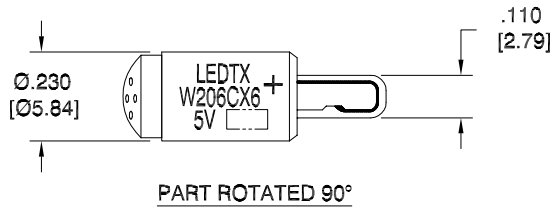


LTR	REVISION	DATE	APPD
-	RELEASED (REF. ECR#053118-GP04)	07-25-18	



ACTUAL SIZE



NOTES:

1. ALL DIMENSIONS ARE IN INCHES [MILLIMETERS].
2. SLEEVE MATERIAL: RYNITE FR530 (UL94V-1 MINIMUM, UL94V-0 PREFERRED)

REVISION NOTIFICATION	
<input type="checkbox"/>	DLC
<input type="checkbox"/>	UL/ETL
<input type="checkbox"/>	MADE IN USA
<input type="checkbox"/>	CUSTOMER _____
<input type="checkbox"/>	OTHER
REDLINE CHECKLIST	
<input type="checkbox"/>	REDLINE(YES)
<input type="checkbox"/>	DATE: _____
<input type="checkbox"/>	INITIATED BY: _____
<input type="checkbox"/>	ECR REQUIRED YES <input type="checkbox"/> NO <input type="checkbox"/>
<input type="checkbox"/>	WORK ORDER# _____

ELECTRICAL - OPTICAL CHARACTERISTICS (Ta = 25°C)

W206CR6-0001	W206CR6-5V/60	HI-EFF RED	5Vdc	0.22 W	0.043 A	0.049cd	633	160°
W206CW6-0004	W206CW6-5V/60	PALE YELLOW-WHITE	5Vdc	0.23 W	0.045 A	0.079cd	631/565	160°
W206CY6-0006	W206CY6-5V/60	YELLOW	5Vdc	0.22 W	0.043 A	0.056cd	585	160°
LEDTRONICS PART NO.	DESCRIPTION PART NO.	COLOR EMITTED	INPUT VOLTAGE, V	POWER (W)	CURRENT (A)	MAXIMUM CANDELA	λP nm	VIEWING ANGLE (FULL BEAM WIDTH @ 50% INTENSITY)

**LED**<sup>®</sup>  
LEDTRONICS,™ INC.  
23105 KASHIWA COURT  
TORRANCE, CA 90505

**-PROPRIETARY-**  
This document contains Proprietary information of LEDTRONICS,™ INC. It may not be copied, used or disclosed for any purpose without the prior express written consent of LEDTRONICS,™ INC.

.XXX ± .010 TOLERANCE PER ANSI-Y14.5  
.XX ± .025 (UNLESS OTHERWISE STATED)  
ANGLES ± 0°,30'  
FRACT. ± 1/32

TITLE							
W206CX6-000X (W206CX6-5V/60)							
DWG NO		SCALE		SHEET		DATE	
W206-5V-DC		2:1		1 OF 1		07-25-18	
CODE IDENT NO.	DWG BY GP	CHK BY	QA SB	MFG LD	R&D KS		
8Z410	07-25-18		08-27-18	08-27-18	08-27-18		