

PRODUCT DATASHEET

WALL PACK CUTOFF 60W 120-347V D 8 3CCTWARM BZ P

WALL PACK CUTOFF DUAL SELECTABLE | Cutoff Wall Pack with selectable CCT and Wattage



Areas of application

- Building exteriors
- Outdoor corridors
- Walkways
- Stairwells

Product features

- Up to 150 LPW
- Selectable CCT: 3000 K, 4000 K and 5000 K
- Dark Sky compliant in the 1800/2200/2700K version
- CRI > 80
- Selectable wattage and lumen output
- Type 3 distribution
- DLC Premium: assures high energy efficient & eligible for utility rebates
- Ready for field installable standalone sensors, no wiring required
- Integrated photocell that can be disabled in the field
- UV stabilized polycarbonate lenses, vandal resistant
- Emergency Battery Backup options

TECHNICAL DATA

Additional product data

Ordering Abbreviation	WALPAKC9AS060UNHD8SC15BZP
Abbrev. With Packaging Info.	WALPAKC9AS060UNHD8SC15BZP 1/CS 1/SKU
NAED	66181
Family Brand Name	PERFORMANCE CLASS™
General Description	"WALL PACK CUTOFF 9A, SELECTABLE WATTAGE 40/50/60W, 120-347V, 0-10V DIMMING, 80 CRI, CCT SELECTABLE 1800/2200/2700K, BRONZE, PHOTOCELL"
Warranty	5 years

Electrical data

Nominal Wattage	40.00/50.00/60.00 W
Nominal voltage	120.00...347.00 V
Power factor	≥ 0.90
Total Harmonic Distortion	< 20 %

Photometrical data

Lumens	6000/7500/9000 lm
Efficacy	150 lm/W
Color Temperature/CCT	1800/2200/2700 K
Color Rendering Index (CRI)	80
Luminaire Type	Wall pack

Dimensions & Weight

Length	14.37 in
Width	6.89 in
Height	9.57 in
Product weight	6.17 lb

Materials & Colors

Luminaire Finish	Bronze
Housing color	Bronze
Housing	Aluminum
Mercury content	0.0 mg

Application & Mounting

Ambient temperature range	-40...+50 °C
Maximum Operating Temperature	122 °F
Minimum Operating Temperature	-40 °F

Dimming	Yes
Type of Dimming	0-10V
Mounting	Surface
Indoor/Outdoor	Outdoor
Replaceable light source	No
Primary Lamp Type	SMD

Lifespan

Average Rated Life (hr)	100000
-------------------------	--------





Logistical data

Case Qty	1
Case Length (in)	17.126
Case Width (in)	12.362
Case Depth (in)	9.055
Case Cube (ft)	1.109
Case Weight (lbs)	6.962
Pallet Qty	40




Certificates & Standards

Certification Listing	RoHS / FCC / cULus
Replaceable light source (EPREL)	Not replaceable

Optional accessories

Product image	Product name	UPC
	Standalone Commissioning Remote HIBAY/AREA/CANOPY	OS65623
	Standalone PIR Motion sensor PIR3-Pin Screw-in 39ft IP65 12V	OS62664
	ADAPTER WALPAKN9A SENSOR ADAPTER	OS63958
	Standalone Microwave Motion Sensor 3-Pin Screw-in 49ft IP65 12V WH	OS65622

DOWNLOAD DATA

Spec Sheets and Product Documents		Document name
	Installation Guide	Install Guide Wall Pack Cut Off Performance Class 9A
	Product Family Spec Sheet	LEDLUM197 Wall Pack 9A Cut Off
Photometric and lighting design files		Document name
	IES file (IES)	WALL PACK CUTOFF PFM CLASS DARK SKY IES FILES

DISCLAIMER

Subject to change without notice. Errors and omission excepted. Always make sure to use the most recent release.