

# LEDVANCE LUMINAIRES

## DUAL SELECTABLE WALL PACK

### LEDVANCE LUMINAIRE SPECIFICATION DATA

Catalog #	Comments
Project	
Type	
Prepared by	

### PERFORMANCE CLASS™



### APPLICATION

The LEDVANCE PERFORMANCE CLASS DUAL SELECTABLE WALL PACK features both wattage and CCT selectability in a modern and exclusive LEDVANCE design. Using the same size/form factor footprint in an LED version; no patching, painting or repair work is needed as it covers the older existing fixture foot print perfectly. With 15 different lumen packages in only 5 SKUs, this Wall Pack 9A has all your lighting projects covered. In addition to its integrated photocell, it offers a field installable plug & play motion/daylight sensor.

### BENEFITS & FEATURES

- Up to 150 LPW
- Selectable color temperature: 3000K, 4000K, or 5000K
- CRI>80
- Selectable wattage and lumens:
  - 15/25/29W | 2,250/3,000/4,350 lm
  - 20/30/40W | 3,000/4,500/6,000 lm
  - 35/45/60W | 5,250/6,750/9,000 lm
  - 50/65/80W | 7,500/9,750/12,000 lm
  - 85/100/120W | 12,750/15,000/18,000 lm
- DLC 5.1 Premium Listing assures high energy efficiency and qualifies this product for utility rebates
- Field installable motion/daylight sensor
- Integrated photocell
- Glass Lens



LEDLUM193R3 5-24

## ELECTRICAL

- 120-347 VAC
- Power Factor > 0.9
- THD < 20%
- Dimmable 0-10V
- Surge protection 6kV

## RATED LIFE

- 100,000 hours (L<sub>70</sub>)  
@ 25°C ambient

## OPERATING TEMPERATURE

- -40°F to +122°F (-40°C to +50°C)

## CERTIFICATIONS & LISTINGS

- cULus listed to UL1598 standards
- RoHs
- FCC
- IP65, wet location rated
- DLC 5.1 Premium

## WARRANTY

- 5 year
- NLB Trusted Warranty Program

## INSTALLATION

- Wall mount

## ORDERING GUIDE

WALPAKN	9A	SXXX	XXX	D	8	SCX	BZ	X
PRODUCT NAME	GENERATION	WATTAGE	VOLTAGE	DIMMING	CRI	COLOR TEMPERATURE	COLOR/FINISH	OPTIONS
WALPAKN = WALL PACK NON-CUTOFF	9A = GENERATION 9A	S029 = 15/20/29W S040 = 20/30/40W S060 = 35/45/60W S080 = 50/65/80W S120 = 85/100/120W	UNH = 120-347V HUV = 277-480V	D = 0-10V Dimming	80 = >80 CRI	SC2 = 3000/4000/5000K	BZ = Bronze	P = Photocell E = Emergency

## ORDERING INFORMATION

ITEM #	ORDERING ABBREVIATION	WATTAGE (W)	INPUT VOLTAGE (V)	DIM. (V)	CRI	COLOR TEMP (CCT)	TOTAL FIXTURE (LM)	DLC	LPW	OPTIONS	BUG RATING
63763	WALPAKN9AS029UNHD8SC2BZP	15/20/29	120-347	0-10V	>80	3000/4000/5000	2250/3000/4350	5.1 Prem	Up to 150	Photocell	B1-U3-G3
63929	WALPAKN9AS029UNHD8SC2BZPE	15/20/29	120-347	0-10V	>80	3000/4000/5000	2250/3000/4350	5.1 Prem	Up to 150	Photocell/ Emergency	B1-U3-G3
63764	WALPAKN9AS040UNHD8SC2BZP	20/30/40	120-347	0-10V	>80	3000/4000/5000	3000/4500/6000	5.1 Prem	Up to 150	Photocell	B1-U3-G3
63930	WALPAKN9AS040UNHD8SC2BZPE	20/30/40	120-347	0-10V	>80	3000/4000/5000	3000/4500/6000	5.1 Prem	Up to 150	Photocell/ Emergency	B1-U3-G3
63765	WALPAKN9AS060UNHD8SC2BZP	35/45/60	120-347	0-10V	>80	3000/4000/5000	5250/6750/9000	5.1 Prem	Up to 150	Photocell	B1-U4-G4
65864	WALPAKN9AS060HUV8SC2BZP	35/45/60	277-480	0-10V	>80	3000/4000/5000	5250/6750/9000	5.1 Prem	Up to 150	Photocell	B1-U4-G4
63931	WALPAKN9AS060UNHD8SC2BZPE	35/45/60	120-347	0-10V	>80	3000/4000/5000	5250/6750/9000	5.1 Prem	Up to 150	Photocell/ Emergency	B1-U4-G4
63766	WALPAKN9AS080UNHD8SC2BZP	50/65/80	120-347	0-10V	>80	3000/4000/5000	7500/9750/12000	5.1 Prem	Up to 150	Photocell	B1-U4-G5
65865	WALPAKN9AS080HUV8SC2BZP	50/65/80	277-480	0-10V	>80	3000/4000/5000	7500/9750/12000	5.1 Prem	Up to 150	Photocell	B1-U4-G5
63932	WALPAKN9AS080UNHD8SC2BZPE	50/65/80	120-347	0-10V	>80	3000/4000/5000	7500/9750/12000	5.1 Prem	Up to 150	Photocell/ Emergency	B1-U4-G5
63767	WALPAKN9AS120UNHD8SC2BZP	85/100/120	120-347	0-10V	>80	3000/4000/5000	12750/15000/18000	5.1 Prem	Up to 150	Photocell	B2-U5-G5
63928	WALPAKN9AS120HUV8SC2BZP	85/100/120	277-480	0-10V	>80	3000/4000/5000	12750/15000/18000	5.1 Prem	Up to 150	Photocell	B2-U5-G5
63933	WALPAKN9AS120UNHD8SC2BZPE	85/100/120	120-347	0-10V	>80	3000/4000/5000	12750/15000/18000	5.1 Prem	Up to 150	Photocell/ Emergency	B2-U5-G5

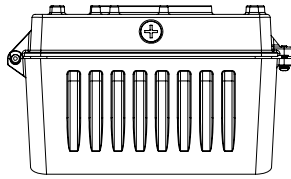
## PHYSICAL INFORMATION

LUMINAIRE DESCRIPTION	LENGTH IN (MM)	WIDTH IN (MM)	HEIGHT IN (MM)	WEIGHT LB (KG)
29W	10.7 (271.4)	8.3 (211)	6.3 (160)	5.7 (2.6)
40W/60W/80W	14.4 (365.4)	9.3 (237)	6.3 (160)	7.5 (3.4)
120W	17.9 (454.4)	9 (229)	6.3 (160)	11 (5.0)

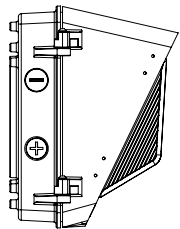
## PHYSICAL INFORMATION (continued)

29W

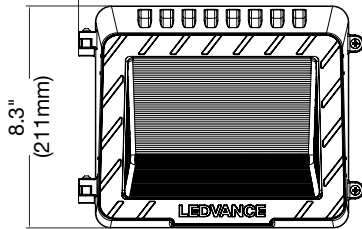
Top View



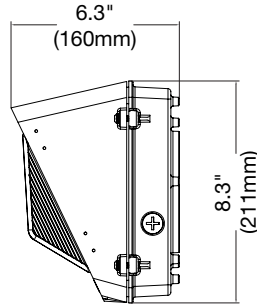
10.7"  
(271.4mm)



Side View



Front View

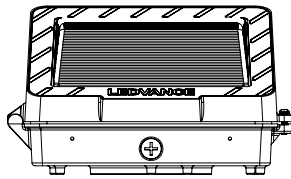


6.3"  
(160mm)

Side View

8.3"  
(211mm)

8.3"  
(211mm)



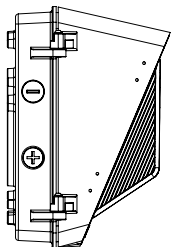
Bottom View

40-80W

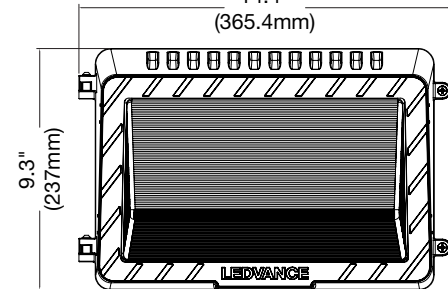
Top View



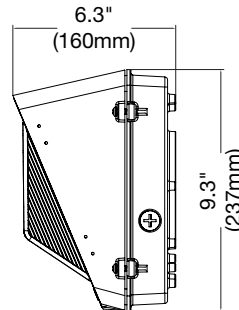
14.4"  
(365.4mm)



Side View



Front View

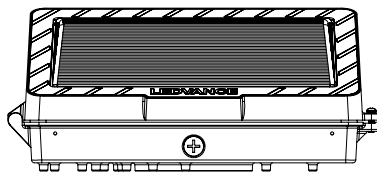


6.3"  
(160mm)

Side View

9.3"  
(237mm)

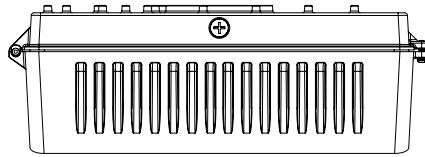
9.3"  
(237mm)



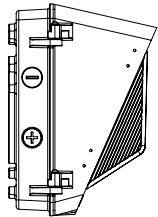
Bottom View

## PHYSICAL INFORMATION (continued)

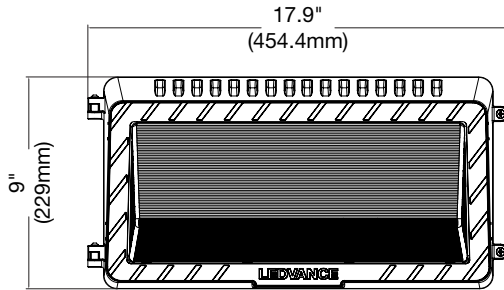
120W



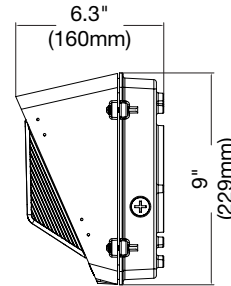
Top View



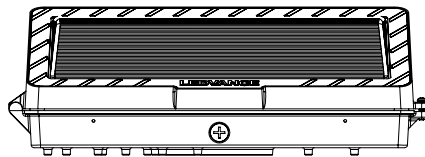
Side View



Front View



Side View



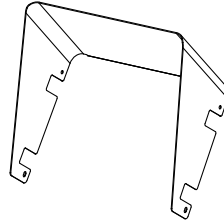
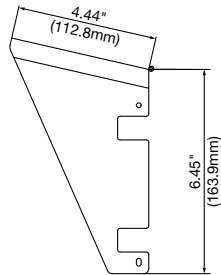
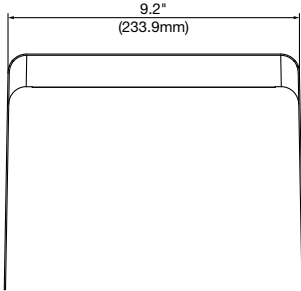
Bottom View

## ACCESSORIES

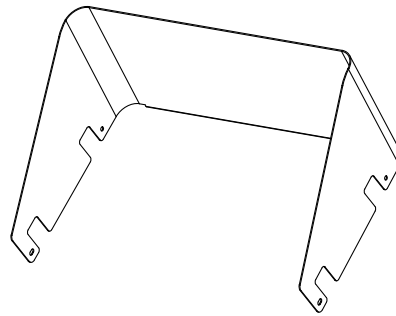
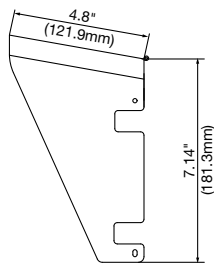
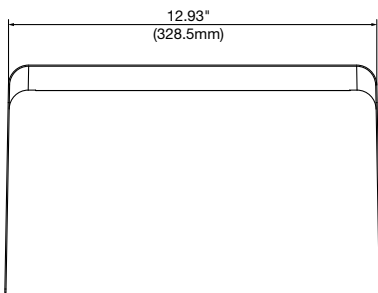
ITEM #	ORDERING ABBREVIATION	ITEM DESCRIPTION
<b>Visors</b>		
63922	WALPAKN9ASMVISORBZ	Small Visor, Bronze (29W)
63923	WALPAKN9AMEDVISORBZ	Medium Visor, Bronze (40/60/80W)
63924	WALPAKN9ALRGVISORBZ	Large Visor, Bronze (120W)
<b>Wire Guards</b>		
63925	WALPAKN9ASMALLWGAL	Small Wire Guard, Aluminum (29W)
63926	WALPAKN9AMEDWGAL	Medium Wire Guard, Aluminum (40/60/80W)
63927	WALPAKN9ALRGWGAL	Large Wire Guard, Aluminum (120W)
<b>Sensors</b>		
63958	WALPAKN9ASENSORADAPTOR	Daylight/Motion Sensor Adaptor
63748	AREA/PIRMOTIONDAYSENSOR/BZ	Field installable PIR Motion/Daylight Sensor, IP65, Max. mounting height 39ft, Bronze
65732	AREA/MWMOTIONDAYSENSOR/BZ	Field installable Microwave Motion/Daylight Sensor, IP65, Max. mounting height 49ft, Bronze
62664	HIGHBAYPIRMOTIONDAYSENSOR2	Field installable PIR Motion/Daylight Sensor, IP65, Max. mounting height 39ft, White
65622	HIGHBAYMOTIONDAYSENSOR	Field installable Microwave Motion/Daylight Sensor, IP65, Max. mounting height 49ft, White
65623	REMOTE/MOTIONDAY/001	Remote control for Motion/Daylight Sensors – Remote is required to change default settings

## VISOR ACCESSORIES: PHYSICAL INFORMATION

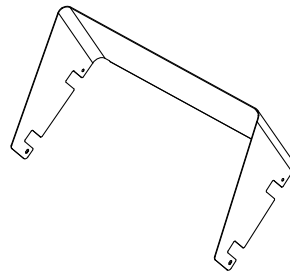
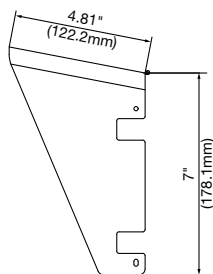

### SMALL VISOR



### MEDIUM VISOR

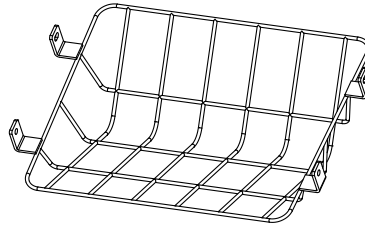
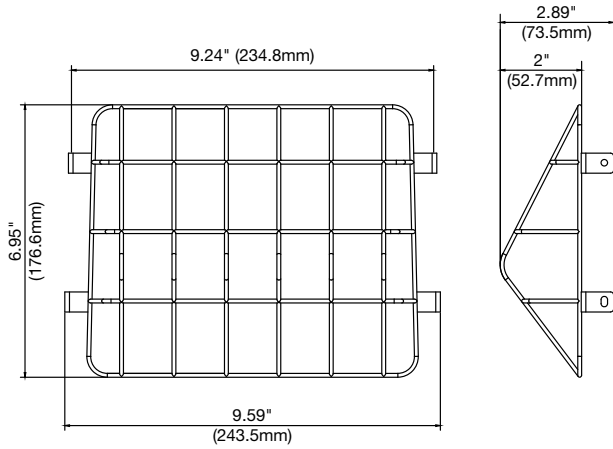


### LARGE VISOR

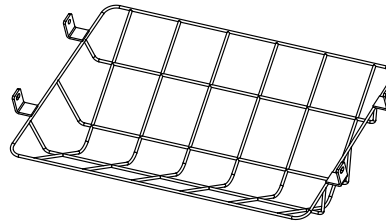
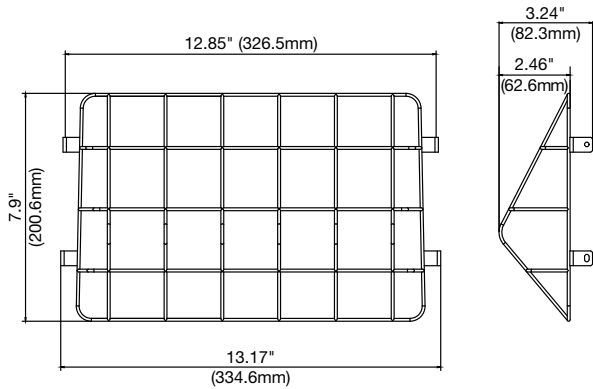


## WIRE GUARD ACCESSORIES: PHYSICAL INFORMATION

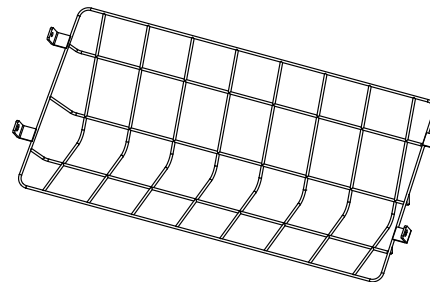
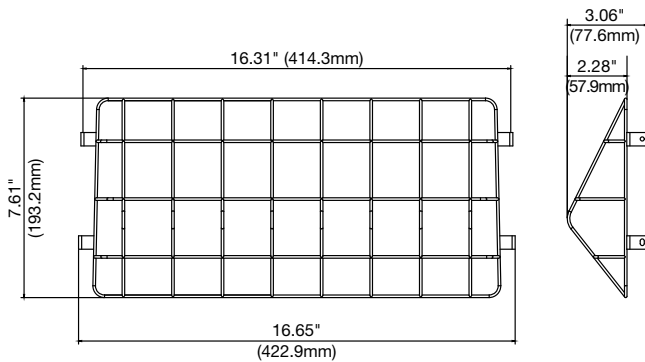
### SMALL WIRE GUARD



### MEDIUM WIRE GUARD

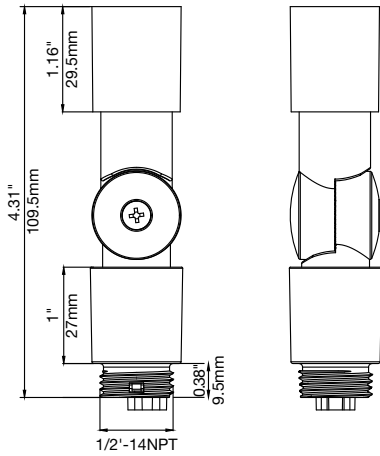
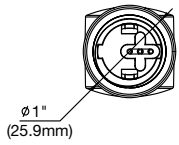


### LARGE WIRE GUARD



## SENSOR ADAPTOR

63958



### OPTIONAL MOTION/DAYLIGHT SENSOR DEFAULT SETTINGS:

- Detection Area: 100%
- Hold time – Time fixtures stays at 100% after last motion before dimming: 10 minutes
- Daylight threshold – Light level above which lights will remain off: 50 Lux
- Stand-by period – Time light remains dimmed before shutting off: 60 minutes
- Stand-by Dimming – dimming level of light during the stand-by period: 30%



**MOTION SENSOR**  
**Bronze: 63748/65732**  
**White: 62664/65622**



**REMOTE**  
**(65623)**

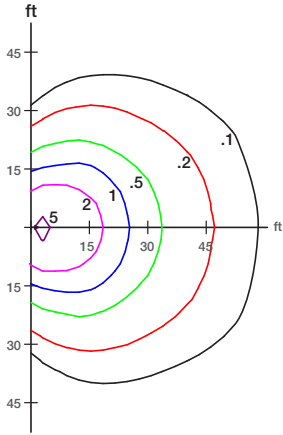
### BATTERY INFORMATION:

- Type: LiFePO4
- Standby power: 1.5W max.
- Charging time: 24h min.
- Charging power: 4W max.
- Power in Emergency Mode: 8W

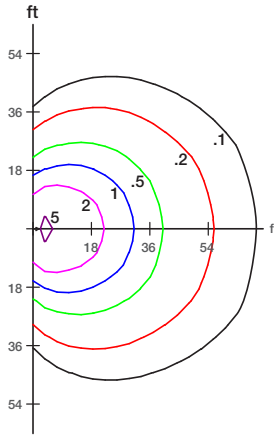
# PHOTOMETRIC INFORMATION

## HORIZONTAL ISO FOOT-CANDLE PLOT

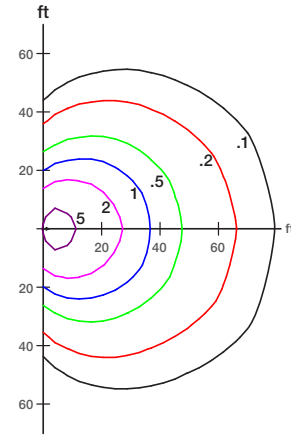
29W luminaire mounted at 15ft



40W luminaire mounted at 18ft



60W luminaire mounted at 20ft

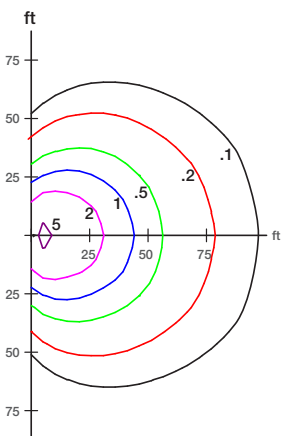


<b>MOUNTING HEIGHT (FT)</b>	8	10	12	15	18	20
<b>MULTIPLIER</b>	3.52	2.25	1.56	1.00	0.69	0.56

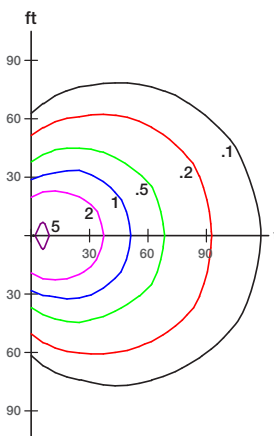
<b>MOUNTING HEIGHT (FT)</b>	12	15	18	20	22	25
<b>MULTIPLIER</b>	2.25	1.44	1.00	0.81	0.67	0.52

<b>MOUNTING HEIGHT (FT)</b>	15	18	20	22	25	30
<b>MULTIPLIER</b>	1.78	1.23	1.00	0.83	0.64	0.44

80W luminaire mounted at 25ft



120W luminaire mounted at 30ft



<b>MOUNTING HEIGHT (FT)</b>	18	20	22	25	30	35
<b>MULTIPLIER</b>	1.93	1.56	1.29	1	0.69	0.51

<b>MOUNTING HEIGHT (FT)</b>	20	22	25	30	35	40
<b>MULTIPLIER</b>	2.25	1.86	1.44	1	0.73	0.56

- Multiply the footcandle levels in the diagram according to the desired installation height
- Each tick on the diagram represents a multiple of the mounting height from the fixture



LEDVANCE LLC  
181 Ballardvale Street, Suite 203  
Wilmington, MA 01887 USA  
Phone 1-800-LIGHTBULB (1-800-544-4828)  
www.ledvanceUS.com

LEDVANCE is a registered trademark.  
All other trademarks are those of their respective owners.  
Specifications subject to change without notice.



SCAN TO FOLLOW US  
ON SOCIAL MEDIA