

# Multi-Load Decorator Dimmer Wallstation

Catalog#	Prepared by
Project	Date
Comments	Type



## Overview

The Multi-load Decorator Dimmer provides full-range classic linear-slide dimming for 300W dimmable LED and CFL as well as 600W Incandescent, Halogen, Dimmable Fluorescent, Electronic Low-Voltage & Magnetic Low-Voltage light sources. Preset units feature a preset “ON/OFF” switch that automatically returns controlled light(s) to a preset level without disturbing the brightness level. The device is designed for both Single-Pole (one location) and 3-Way (multi-location) applications, and features an adjustable Rapid-Start setting which provides additional power for a brief time period to ensure lamp start-up at low dim settings.

## Features

- Large sliding dimmer to easily and accurately adjust light level
- Preset feature allows user to return to previous light level when turning lights ON
- Integrated full-slide control for easy, precise operation
- Can be wired as Single-Pole or 3-Way
- Device can be wired into either 3-Way location (load side or line side)
- Neutral is not required for installation of device
- Adjustable low-level trim setting for optimal lamp compatibility
- Face plate is removable to allow for color changes
- Each package includes 3 colors
- Radio Frequency Interface filtering is standard on all models
- Electrostatic discharge protection
- Compatible with any decorator wallplate
- Compatible with most dimmable LED and CFL lamps
- Adjustable rapid start feature ensures lamp start-up even at low dim levels
- Supports Leading edge (forward phase) dimming.

## Specifications

<b>Switch Type</b>	Single-pole and 3-way
<b>Environment</b>	Indoor use only
	<b>Flammability:</b> Meets UL 94 requirements; V2 rated
	<b>Temperature Rating:</b> -20°C to 70°C (-4°F to 158°F)
<b>Electrical</b>	<b>Rating:</b> 120V/AC, 60 Hz
	<b>Light Intensity Control:</b> Full-range, continuously variable dimming
	<b>Dimming Performance:</b> Solid State Dimming
	<b>Surge Protection:</b> Meets ANSI/IEEE Std. C62.41-1980, tested to withstand voltage surges up to 6000V and current surges of up to 200A without damage
	<b>Radio Frequency Interference:</b> Designed to reduce interference with radio, audio and video equipment
	<b>Power-failure Memory:</b> Light returns to same level prior to power interruption
	<b>Lamp Ratings:</b> 300W Dimmable LED/CFL 600W Incandescent, Halogen, Dimmable Fluorescent, Electronic Low-Voltage, Magnetic Low-Voltage 5W minimum load required
<b>Mechanical</b>	<b>Wiring Types:</b> Single-Pole and 3-Way
	<b>Voltage Ratings:</b> Permanently marked on device
<b>Standards</b>	cULus Listed to UL1472, file no.E472273 NOM Certified

### De-Rating Chart

	600W Models		
	1-Gang	2-Gang	3-Gang +
<b>LED/CFL</b>	300W max.	300W max.	300W max.
<b>INC, HAL, ELV</b>	600W max.	600W max.	600W max.
<b>MLV</b>	600VA max.	600VA max.	600VA max.
<b>FLR</b>	See Ballast Performance Data pages		

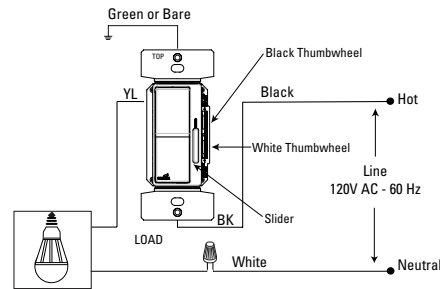
## Warning

- This product is not intended to be used in applications involving the use of ammonia-based or VOC cleaners.
- Use of ammonia-based or VOC cleaners on this device must be avoided. Prolonged use may cause loss of integrity and expose electrified components. If this occurs, turn OFF power to the unit and replace.
- For detailed cleaning guidelines please refer to: Controls Care and Maintenance instructions at the end of this document.

## Wiring Diagrams

### Single-Pole Wiring Diagram

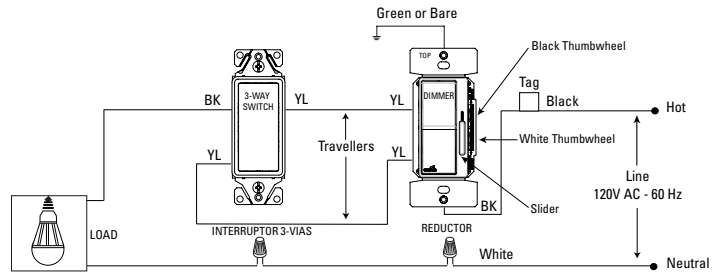
INC, HAL, LED/CFL, FLR, MLV, ELV



NOTE: Location of terminal screws are color-coded with "BK" or "YL".

### 3-Way Wiring Diagram

INC, HAL, LED/CFL, FLR, MLV, ELV



NOTE: 3-way switch must be used at the other location.

April 2024

**Ordering**

\*Wallplate not included

For ordering devices, include the Catalog # followed by the Color Code. The selection of a Color Code determines the interchangeable color sets included with the wallstation.

Catalog #	Description	Color Code	Color(s) Included
WBSD-DEC-*	Decorator Dimmer, Single-Pole / 3-Way Preset, Multi-Load	* = C1 * = C2 * = C5	Almond, White & Ivory Light Almond, White & Ivory Black, Gray & White
DCK1-*	Color Change Kit	* = A * = BK * = B * = GY * = LA * = V * = W	Almond Black Brown Gray Light Almond Ivory White

Refer to Screwless Wallplate Spec Sheet for ordering information at [www.cooperlighting.com](http://www.cooperlighting.com)

**Cooper Lighting Solutions**  
 1121 Highway 74 South  
 Peachtree City, GA 30269  
 P: 770-486-4800  
[www.cooperlighting.com](http://www.cooperlighting.com)  
 For service or technical assistance:  
 1-800-553-3879

© 2024 Cooper Lighting Solutions  
 All Rights Reserved  
 Printed in USA  
 Publication No. TD503198EN  
 April 2024

Specifications and  
 dimensions subject to  
 change without notice.





Cooper Lighting Solutions has developed recommended guidelines for cleaning our products that will not impact the operation or finish of the product.

### Recommended cleaning tips:

- **Never spray any fluids directly into the device.**
- **Use of ammonia-based or VOC cleaners on this device must be avoided.** Prolonged use may cause loss of integrity and expose electrified components. If this occurs, turn OFF power to the unit and replace.
- **Use a damp rag or single-use wipe** to avoid excess liquid penetrating the device.
- Be sure to wipe up remaining excess liquid after cleaning.
- Ensure the cleaning agent used does not have harsh chemicals such as bleach, ammonia, highly alkaline or concentrated acids (such as hydrochloric acid that can be found in household cleaners such as toilet bowl cleaners, bathroom tile and porcelain cleaners) as they could damage the device, causing them to become brittle and discolored.
- Cooper Lighting Solutions recommends the use of a mild liquid detergent and water to clean the devices. Single use wipes (e.g. Lysol brand or equivalent) are acceptable to use for cleaning the devices, however the single-use wipes **cannot contain bleach, ammonia, highly alkaline or concentrated acids.**

### Recommended cleaning instructions:

- **Never spray any fluids directly into the device.**
- Apply the mild liquid detergent to a damp cloth or paper towel. Single use wipes (e.g. Lysol brand or equivalent) are acceptable to use for cleaning the devices, however single-use wipes cannot contain bleach, ammonia, highly alkaline or concentrated acids.
- If excess liquid is present, remove by wringing out the cloth or paper towel to avoid liquid penetration into the device.
- Clean the Cooper Lighting Solutions device by wiping over the surface with the damp cloth.
- Remove an excess liquid remaining on the device with a dry cloth or paper towel.




image for reference only

**⚠ WARNING**

*This product is not intended for use in applications involving the use of ammonia-based or VOC cleaners.*

*Prolonged use may cause loss of integrity and expose electrified components.*

*If this occurs, turn OFF power to the unit and replace.*