

SYLVANIA Luminaires

UltraLED™ CCT and Lumen Selectable Wide Body Vapor Tight

Application

The Vapor Tight luminaires are environmentally preferable LED alternatives to traditional HID or fluorescent luminaires, offering up to 69% in energy savings. Ideal in place of traditional luminaires, or as new installations, the Vapor Tight series is suitable for illuminating garages, stairwells, industrial areas, canopies, and outdoor walkways.

Benefits and Features

- DLC listing ensures high energy efficacy and optimizes this product for utility rebates
- Both lumen and CCT selectable
- IP65 rating, NEMA 4X rating, NSF Splash Zone rating and an IK10 rating ensure a robust and resilient luminaire
- Standard 4kV surge suppression with optional 10kV models
- Optional integrated microwave (daylight/motion) sensor and emergency battery back-up for additional energy savings
- Up to 150 LPW
- Selectable 3500K, 4000K, or 5000K color temperatures
- Offered in two selectable wattage/lumen packages (60, 75 or 90W and 120, 150 or 180W)
- Standard 110° optics with 165° optics available as a field-installed or factory-installed option
- CRI >80
- Energy savings up to 69%

Electrical

- 120-277V_{AC}, either 347V_{AC} or 480V_{AC} (See Ordering Guide for further details)
- Power Factor >90%
- THD <20%
- 0-10V dimmable down to 5%
- Auxiliary 12V output

Rated Life

- 75,000 hours (L₇₀)


Warranty

- 5-year
- NLB Trusted Warranty Program

Ambient Operating Range

- -4°F to +104°F (-20°C to +40°C)

Item #
Type
Project
Notes
Date



Wattage Comparison

Traditional Source	Traditional System Wattage	LED System Wattage	Energy Savings
4-lamp 32T8	112	60	46%
2-lamp 54T5H0	121	60	50%
4-lamp 32T8	112	75	33%
2-lamp 54T5H0	121	75	38%
3-lamp 54T5H0	175	90	49%
250W HID	290	90	69%
4-lamp 54T5H0	220	120	45%
8-lamp 32T8	224	120	46%
250W HID	290	120	59%
8-lamp 32T8	224	150	33%
320W MH	370	150	59%
6-lamp 54T5H0	350	180	49%
320 MH	370	180	51%

Certifications and Listings

- cULus
- RoHS
- FCC
- NSF
- NEMA 4X
- MTO
- IK10
- DLC 5.1 Standard

Installation

- Can be surface mounted or suspended
- Surface mount brackets included
- V-hooks included
- Optional mounting chains, mounting cables, and pendant mounting brackets available
- Suitable for wet locations



Ordering Guide

WVAP	1A	/ SXXX	/ XXX	D	8	SC7	/ 48	XX	/ GR	/ XX
Product Name	Generation	Selectable Wattage	Voltage	Dimming	CRI	Selectable Color	Length	Lens Type	Color/Finish	Options
WVAP = Wide Body	1A	S090 = 60, 75 or 90W	UNV = 120-277V DHV = 347 or 480V	D = 0-10V dimming	8 = 80	Temperature SC7 = 3500, 4000 or 5000K	48"	EC = Etched Lens W1 = 165° Wide Optics	GR = Gray	blank = No option D = Motion/Daylight Sensor E = Emergency Battery Back-up DE = Motion/Daylight Sensor + Emergency Battery Back-up 6C = With 6ft cord
Vapor Tight		S180 = 120, 150 or 180W	USP = 120-277V (with 10kv surge protection)							

Ordering Information

Item Number	Ordering Abbreviation	Wattage (W)	Input Voltage (V)	Dimming	CRI	Color Temperature (CCT)	Total Fixture Lumens	LPW	Options	DLC	MTO*
65414	WVAP1A/S090/UNVD8SC7/48EC/GR	60, 75 or 90	120-277V	0-10V	>80	3500, 4000 or 5000	9000, 11,250 or 13,500	150	–	5.1 Std	–
62279	WVAP1A/S090/UNVD8SC7/48EC/GR/6C	60, 75 or 90	120-277V	0-10V	>80	3500, 4000 or 5000	9000, 11,250 or 13,500	150	With 6ft cord	5.1 Std	MTO
65415	WVAP1A/S180/UNVD8SC7/48EC/GR	120, 150 or 180	120-277V	0-10V	>80	3500, 4000 or 5000	18,000, 22,500 or 27,000	150	–	5.1 Std	–
65708	WVAP1A/S180UNVD8SC7/48EC/GR/6C	120, 150 or 180	120-277V	0-10V	>80	3500, 4000 or 5000	18,000, 22,500 or 27,000	150	With 6ft cord	5.1 Std	–
65518	WVAP1A/S090/UNVD8SC7/48EC/GR/D	60, 75 or 90	120-277V	0-10V	>80	3500, 4000 or 5000	9000, 11,250 or 13,500	150	Motion/Daylight Sensor ¹	5.1 Std	MTO
65519	WVAP1A/S180/UNVD8SC7/48EC/GR/D	120, 150 or 180	120-277V	0-10V	>80	3500, 4000 or 5000	18,000, 22,500 or 27,000	150	Motion/Daylight Sensor ¹	5.1 Std	MTO
65520	WVAP1A/S090/UNVD8SC7/48EC/GR/E	60, 75 or 90	120-277V	0-10V	>80	3500, 4000 or 5000	9000, 11,250 or 13,500	150	Emergency Battery Back-up ²	5.1 Std	MTO
65521	WVAP1A/S180/UNVD8SC7/48EC/GR/E	120, 150 or 180	120-277V	0-10V	>80	3500, 4000 or 5000	18,000, 22,500 or 27,000	150	Emergency Battery Back-up ²	5.1 Std	MTO
62132	WVAP1A/S090/UNVD8SC7/48EC/GR/DE	60, 75 or 90	120-277V	0-10V	>80	3500, 4000 or 5000	9000, 11,250 or 13,500	150	Motion/Daylight Sensor ¹ + Emergency Battery Back-up ²	5.1 Std	MTO
62133	WVAP1A/S180/UNVD8SC7/48EC/GR/DE	120, 150 or 180	120-277V	0-10V	>80	3500, 4000 or 5000	18,000, 22,500 or 27,000	150	Motion/Daylight Sensor ¹ + Emergency Battery Back-up ²	5.1 Std	MTO
65562	WVAP1A/S090/USPD8SC7/48EC/GR	60, 75 or 90	120-277V	0-10V	>80	3500, 4000 or 5000	9000, 11,250 or 13,500	150	10kv surge protection	5.1 Std	MTO
65563	WVAP1A/S180/USPD8SC7/48EC/GR	120, 150 or 180	120-277V	0-10V	>80	3500, 4000 or 5000	18,000, 22,500 or 27,000	150	10kv surge protection	5.1 Std	MTO
62135	WVAP1A/S090/UNVD8SC7/48W1/GR	60, 75, or 90	120-277V	0-10V	>80	3500, 4000 or 5000	9000, 11,250 or 13,500	150	165° distribution	5.1 Std	MTO
62136	WVAP1A/S180/UNVD8SC7/48W1/GR	120, 150, or 180	120-277V	0-10V	>80	3500, 4000 or 5000	18,000, 22,500 or 27,000	150	165° distribution	5.1 Std	MTO
65564	WVAP1A/S090/DHVD8SC7/48EC/GR	60, 75 or 90	Either 347 or 480V only	0-10V	>80	3500, 4000 or 5000	9000, 11,250 or 13,500	150	–	5.1 Std	MTO
65565	WVAP1A/S180/DHVD8SC7/48EC/GR	120, 150 or 180	Either 347 or 480V only	0-10V	>80	3500, 4000 or 5000	18,000, 22,500 or 27,000	150	–	5.1 Std	MTO
65566	WVAP1A/S090/DHVD8SC7/48EC/GR/D	60, 75 or 90	Either 347 or 480V only	0-10V	>80	3500, 4000 or 5000	9000, 11,250 or 13,500	150	Motion/Daylight Sensor ¹	5.1 Std	MTO
65567	WVAP1A/S180/DHVD8SC7/48EC/GR/D	120, 150 or 180	Either 347 or 480V only	0-10V	>80	3500, 4000 or 5000	18,000, 22,500 or 27,000	150	Motion/Daylight Sensor ¹	5.1 Std	MTO

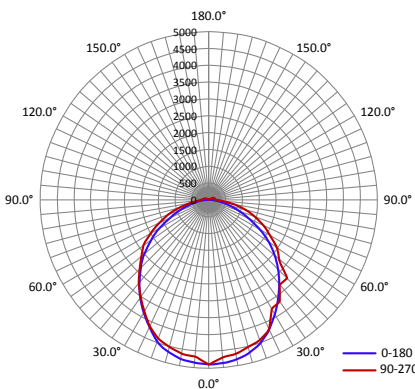
¹ Default sensor options can only be changed with the remote 65305

² EMBB provides 1200 lumens for 90 minutes

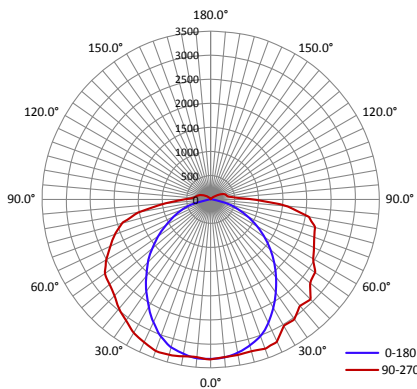
*Made To Order

Photometric Information

Etched Lens



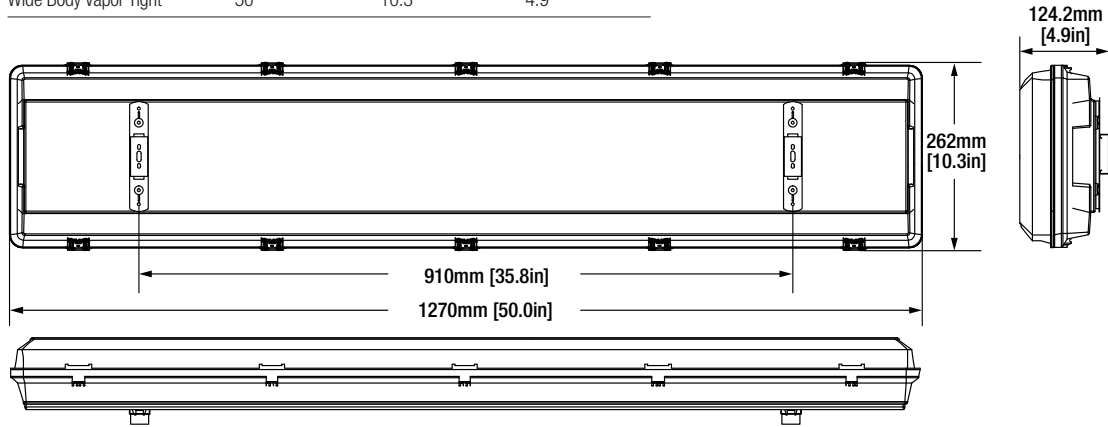
Wide Distribution



Light levels shown are for 90W luminaire – light levels are doubled for 180W luminaire.

Physical Information

Lamp Description	Length (in)	Width (in)	Height (in)
Wide Body Vapor Tight	50	10.3	4.9



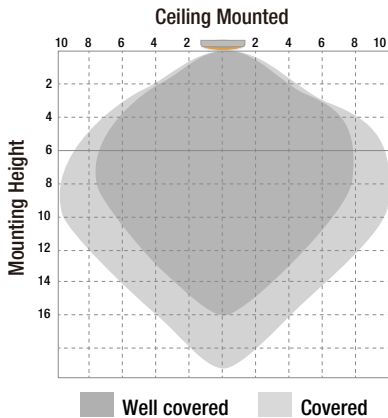
Accessories

Item Number	Ordering Abbreviation	Item Description
60573	LNHIBA2A/CHAINMT	Chain Mount (5 foot, 1 pair)
60574	LNHIBA2A/ACCABLEMT	Cable Mount (5 foot, 1 pair)
62134	WVAP1A/PENDANTMOUNTBRACKETS	Pendant Mount Brackets – 2 brackets per SKU for mounting 1 luminaire
65305	STRIP2AREMOTE	Sensor Remote (functional up to 49ft (15m))*
62221	WVAP1A/090/WIDE1OPTIC	165° Field Installable Optics for 90 Watt fixture – includes 1 set of optics for 1 fixture per SKU
62222	WVAP1A/180/WIDE1OPTIC	165° Field Installable Optics for 180 Watt fixture – includes 1 set of optics for 1 fixture per SKU

*The default setting of the sensor can only be changed using the remote

Optional Sensor Information

Detection Range



Units are shown in meters.

This figure indicates the maximum distance at the highest mounting height with 100% sensitivity.

Optional Motion/Daylight Sensor Default Settings*

Detection area	100%
Hold time – Time fixture stays at 100% after last motion before dimming	5 Minutes
Daylight threshold – light level above which light will remain off	50 Lux
Stand-by period – Time light remains dimmed before shutting off	30 Minutes
Stand-by dimming – Dimming level of light during stand-by period	30%

*The default settings can only be changed using the optional remote 65305.

LEDVANCE LLC
181 Ballardvale Street
Wilmington, MA 01887 USA
Phone 1-800-LIGHTBULB (1-800-544-4828)
www.ledvanceUS.com

SYLVANIA and LEDVANCE are registered trademarks.
All other trademarks are those of their respective owners.
Licensee of product trademark SYLVANIA in general lighting.
Specifications subject to change without notice.

 /sylvania  /sylvania

© 2022 LEDVANCE LLC

Name: _____

Email: _____

Phone: _____

