



# LifeStyle Medium (XDLM)

## Outdoor Decorative Area Light



### OVERVIEW

Lumen Package (lm)	5,000 - 25,000
Wattage Range (W)	39 - 196
Efficacy Range (LPW)	120 - 168
Weight lbs (kg)	36 (16.3)

### QUICK LINKS

## FEATURES & SPECIFICATIONS

### Construction

- Rugged die-cast aluminum crown.
- Wiring emerges from crown through compression seal fitting to prevent water entry. One-piece silicone gasket seals crown to shade for water- and dust-tight construction.
- Spun aluminum shade with two shade styles available: A - Angle and B - Bell.
- Brackets are extruded and cast aluminum assemblies or fabrications. All decorative elements are die cast or extruded aluminum.
- Fixtures are finished with LSI's DuraGrip® polyester powder coat finishing process. The DuraGrip finish withstands extreme weather changes without cracking or peeling. Other standard LSI finishes available. Consult factory.
- Shipping weight in carton - 36 lbs (16.3 kg).

### Optical System

- State-of-the-Art one piece silicone optic sheet delivers industry leading optical control with an integrated gasket to provide IP65 rated seal.
- Proprietary silicone refractor optics provide exceptional coverage and uniformity in distribution types 2, 3, 5W and FT.
- Silicone optical material does not yellow or crack with age and provides a typical light transmittance of 93%.
- Zero uplight.
- Available in 5000K, 4000K, and 3000K color temperatures per ANSI C78.377.

- Minimum CRI of 70.
- Integral louver (IL) option available for improved backlight control with minimal sacrifice to street side performance.

### Electrical

- High-performance driver features overvoltage, under-voltage, short-circuit and over temperature protection.
- 0-10V dimming (10% - 100%) standard.
- Standard Universal Voltage (120-277 VAC) Input 50/60 Hz or optional High Voltage (347-480 VAC).
- L80 Calculated Life: >100k Hours.
- Total harmonic distortion: <20%
- Operating temperature: -40°C to +40°C (-40°F to +104°F).
- Power factor: >.90
- Input power stays constant over life.
- Field replaceable 10kV surge protection device meets a minimum Category C Low operation (per ANSI/IEEE C62.41.2).
- High-efficacy LEDs mounted to metal-core circuit board to maximize heat dissipation
- Driver is fully encased in potting material for moisture resistance and complies with FCC standards.

### Controls

- Optional integral passive infrared Bluetooth™ motion and photocell sensor. Fixtures operate independently and can be commissioned via iOS or Android configuration app.

### Installation

- Classic Hook (CH) and Side Arm available. See Steel Round Pole and Aluminum Round Pole data sheets for pole selection information.
- Classic hook mount requires a 4" O.D. pole or tenon.
- Side Arm pole mount utilizes LSI's traditional B3 drill pattern.

### Warranty

- LSI luminaires carry a 5-year limited warranty. Refer to <https://www.lsicorp.com/resources/terms-conditions-warranty/> for more information.

### Listings

- Listed to UL 1598 and UL 8750.
- Meets Buy American Act requirements.
- Title 24 Compliant; see local ordinance for qualification information.
- Suitable for wet locations.
- IP65 rated Luminaire per IEC 60598-1.
- Patented Silicone Optics (US Patent NO. 10,816,165 B2).
- DarkSky approved; with 3000K CCT or warmer color temperature selection.
- DesignLights Consortium® (DLC) qualified product. Not all versions of this product may be DLC qualified. Please check the DLC Qualified Products List at [www.designlights.org/QPL](http://www.designlights.org/QPL) to confirm which versions are qualified. Please check the DLC Qualified Products List at [www.designlights.org/QPL](http://www.designlights.org/QPL) to confirm which versions are qualified.

Specifications are subject to change without notice.

# LifeStyle Medium (XDLM) Outdoor Decorative Area Light

Type : \_\_\_\_\_

 **Have questions?** Call us at (800) 436-7800

## ORDERING GUIDE

TYPICAL ORDER EXAMPLE: XDLM B 3 LED SS NW UE BLK CH S PCI120							
Prefix	Shade	Distribution	Light Source	Lumen Package	Color Temperature	Voltage	Finish
<b>XDLM</b> - LifeStyle Medium	<b>A</b> - Angle <b>B</b> - Bell	<b>2</b> - Type 2 <b>3</b> - Type 3 <b>5</b> - Type 5 <b>FT</b> - Type 4 (Forward Throw)	<b>LED</b>	<b>VLW</b> - 5,000 lms <b>LW</b> - 8,000 lms <b>SS</b> - 12,000 lms <b>HO</b> - 18,000 lms <b>VHO</b> - 25,000 lms Custom Lumen Packages <sup>1</sup>	<b>CW</b> - 5,000K CCT <b>NW</b> - 4,000K CCT  <i>DarkSky Approved CCT's</i> <b>WW</b> - 3,000K CCT	<b>UE</b> - Universal Voltage (120 - 277V) <b>347-480</b> - High Voltage (347-480V)	<b>BLK</b> - Black <b>BRZ</b> - Bronze <b>WHT</b> - White <b>GPT</b> - Graphite <b>GMG</b> - Gun Metal Grey <b>MSV</b> - Metallic Silver <b>PLP</b> - Platinum Plus <b>SVG</b> - Satin Verde Green
Mounting Style <sup>2,3</sup>		Mounting Configuration <sup>2,3</sup>		Controls		Options	
<b>CH</b> - Classic Hook <b>SA4</b> - Side Arm Mount for 4" O.D. Round Poles <sup>4</sup> <b>SA5</b> - Side Arm Mount for 5" O.D. Round Poles <sup>4</sup> <b>SAW</b> - Side Arm Wall Mount		<b>S</b> - Single <b>D180</b> - Double @ 180° <b>D90</b> - Double @ 90° <sup>5</sup> <b>T90</b> - Triple @ 90° <sup>5</sup> <b>TN120</b> - Triple @ 120° <sup>5</sup> <b>Q90</b> - Quad <sup>5</sup>		<b>IMSBT1</b> - Integral Bluetooth™ Motion and Photocell Sensor max 8-24' mounting height <sup>6</sup> <b>IMSBT2</b> - Integral Bluetooth™ Motion and Photocell Sensor max 25-40' mounting height <sup>6</sup> <b>ALBMR1LR</b> - AirLink Blue Long Range Wireless Multi-Range Sensor Controller (8-15' MH) <sup>6</sup> <b>ALBMR2LR</b> - AirLink Blue Long Range Wireless Multi-Range Sensor Controller (16-40' MH) <sup>6</sup>		<b>IL</b> - Integral Louver Shield	



**Need more information?**  
[Click here for our glossary.](#)

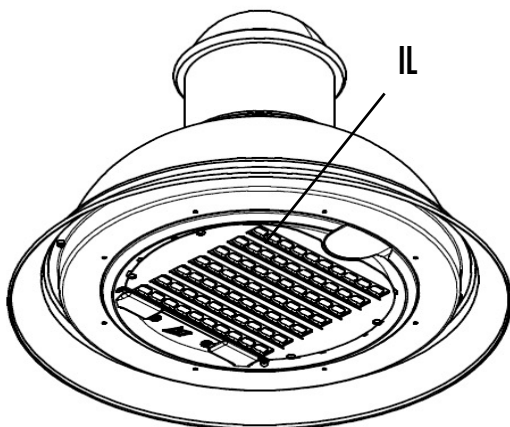
**Have additional questions?**  
Call us at (800) 436-7800



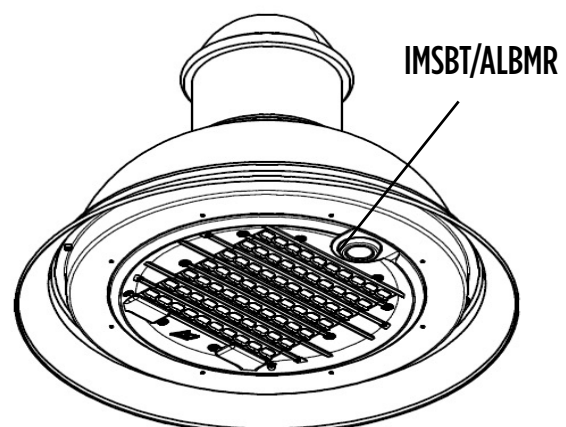
## ACCESSORY ORDERING INFORMATION

Part Number	Description
<b>FK120<sup>7</sup></b>	Single Fusing (120V)
<b>FK277<sup>7</sup></b>	Single Fusing (277V)
<b>DFK480<sup>7</sup></b>	Double Fusing (480V)
<b>DFK347<sup>7</sup></b>	Double Fusing (347V)

Fixture Shown With Integral Louver



Fixture Shown With Integral Sensor



1 Custom lumen and wattage packages available, consult factory. Values are within industry standard tolerances but not DLC listed.  
2 When ordering a multiple configuration (D180, etc.) order one fixture/bracket configuration per pole - i.e. order one XDLM B 3 LED SS CW UE BLK CH D180 PCI120 to receive two fixtures and one CH D180 bracket (see drawing on this page). See STEEL ROUND POLES and ALUMINUM ROUND POLES data sheets for pole ordering information.  
3 See Lifestyle Bracket ordering chart for Mounting Style/Configurations availability.

4 B3 drilling pattern required.  
5 For use with SA4 and SA5 mounting styles only.  
6 Sensors are field configurable via a phone app that can be downloaded from your smartphone's native app store.  
7 Fusing must be located in the hand hole of pole.

# LifeStyle Medium (XDLM) Outdoor Decorative Area Light

Type : \_\_\_\_\_

 Have questions? Call us at (800) 436-7800

## PERFORMANCE

Delivered Lumens*												
Lumen Package	Distribution	CRI	3000K CCT			4000K CCT			5000K CCT			Wattage
			Delivered Lumens	Efficacy	BUG Rating	Delivered Lumens	Efficacy	BUG Rating	Delivered Lumens	Efficacy	BUG Rating	
VLW	2	70	5429	138	B2-U0-G2	5825	148	B2-U0-G2	6104	155	B2-U0-G2	39
	3		5547	141	B1-U0-G2	5951	151	B1-U0-G2	6236	159	B1-U0-G2	
	5W		5462	139	B1-U0-G2	5860	149	B1-U0-G2	6141	156	B1-U0-G2	
	FT		5158	131	B3-U0-G1	5534	140	B3-U0-G1	5799	147	B3-U0-G1	
LW	2	70	7853	146	B2-U0-G2	8426	156	B2-U0-G2	8829	164	B2-U0-G2	54
	3		8023	149	B2-U0-G2	8608	160	B2-U0-G2	9020	168	B2-U0-G2	
	5W		7901	148	B2-U0-G2	8477	158	B2-U0-G2	8883	166	B2-U0-G2	
	FT		7461	138	B3-U0-G2	8005	148	B3-U0-G2	8388	155	B3-U0-G2	
SS	2	70	11780	145	B3-U0-G3	12638	155	B3-U0-G3	13244	163	B3-U0-G3	82
	3		12034	148	B2-U0-G2	12912	159	B2-U0-G2	13530	166	B2-U0-G2	
	5W		11850	146	B2-U0-G2	12714	156	B2-U0-G2	13323	164	B2-U0-G2	
	FT		11191	138	B4-U0-G2	12007	147	B4-U0-G2	12582	154	B4-U0-G2	
HO	2	70	17912	135	B3-U0-G3	19218	144	B3-U0-G3	20138	151	B3-U0-G3	134
	3		18300	137	B3-U0-G3	19634	147	B3-U0-G3	20574	154	B3-U0-G3	
	5W		18020	135	B3-U0-G3	19334	145	B3-U0-G3	20260	152	B3-U0-G3	
	FT		17017	127	B4-U0-G2	18258	136	B4-U0-G2	19132	143	B4-U0-G2	
VHO	2	70	24625	127	B4-U0-G3	26420	135	B4-U0-G3	27685	142	B4-U0-G3	196
	3		25157	129	B3-U0-G4	26991	138	B3-U0-G4	28284	145	B3-U0-G4	
	5W		24773	127	B3-U0-G4	26579	136	B3-U0-G4	27852	143	B3-U0-G4	
	FT		23395	120	B5-U0-G3	25100	128	B5-U0-G3	26302	134	B5-U0-G3	

\*LEDs are frequently updated therefore values are nominal

Electrical Data*						
Lumen Package	120V	208V	240V	277V	347V	480V
VLW	0.33	0.19	0.16	0.14	0.11	0.08
LW	0.45	0.26	0.23	0.19	0.16	0.11
SS	0.68	0.39	0.34	0.30	0.24	0.17
HO	1.12	0.64	0.56	0.48	0.39	0.28
VHO	1.63	0.94	0.82	0.71	0.56	0.41

\*Electrical data is 25°C (77°F). Actual wattage differ by +/-10%.

Recommended Lumen Maintenance <sup>1</sup>					
Ambient Temperature	Lumen Multiplier				
	Initial <sup>2</sup>	25K hrs. <sup>2</sup>	50K hrs. <sup>2</sup>	75K hrs. <sup>3</sup>	100K hrs. <sup>3</sup>
0C - 40C	98%	97%	97%	96%	96%

- Lumen maintenance values at 25°C are calculated per TM-21 based on LM-80 data and in-situ luminaire testing.
- In accordance with IESNA TM-21-11, Projected Values represent interpolated value based on time durations that are within six times (6X) the IESNA LM-80-08 total test duration (in hours) for the device under testing ((DUT) i.e. the packaged LED chip).
- In accordance with IESNA TM-21-11, Calculated Values represent time durations that exceed six times NA LM-80-08 total test duration (in hours) for the device under testing ((DUT) i.e. the packaged LED chip).

# LifeStyle Medium (XDLM) Outdoor Decorative Area Light

Type : \_\_\_\_\_

 Have questions? Call us at (800) 436-7800

## PHOTOMETRICS

Luminaire photometry has been conducted by a NVLAP accredited testing laboratory in accordance with IESNA LM-79-08. As specified by IESNA LM-79-08 the entire luminaire is tested as the source resulting in a luminaire efficiency of 100%.

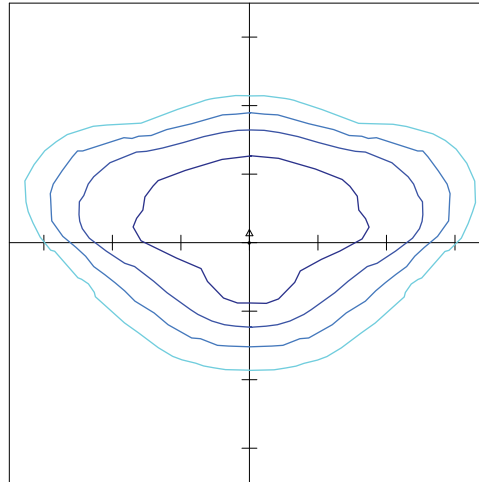
See <http://www.lsi-industries.com/products/led-lighting-solutions.aspx> for detailed photometric data.

### XDLM 2 VHO NW

Luminaire Data	
Type 2 Distribution	
Description	4000 Kelvin, 70 CRI
Delivered Lumens	26,348
Watts	193.8
Efficacy	136
IES Type	Type II - Short
BUG Rating	B4-U0-G3

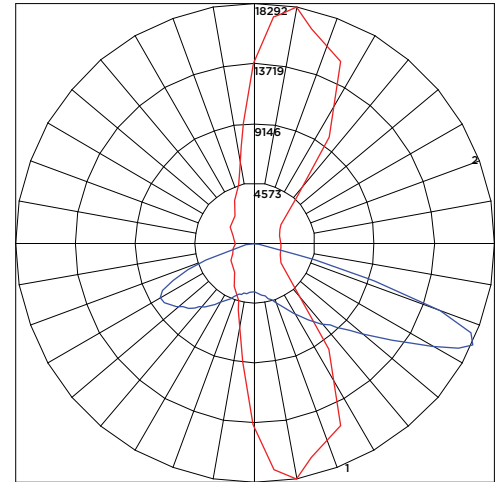
Zonal Lumen Summary		
Zone	Lumens	% Luminaire
Low (0-30°)	3565	14%
Medium (30-60°)	15099	57%
High (60-80°)	7367	28%
Very High (80-90°)	318	1%
Uplight (90-180°)	0	0%
<b>Total Flux</b>	<b>26348</b>	<b>100%</b>

### ISO Footcandle



20' Mounting Height / 20' Grid Spacing  
 5 FC 2 FC 1 FC 0.5 FC

### Polar Curve



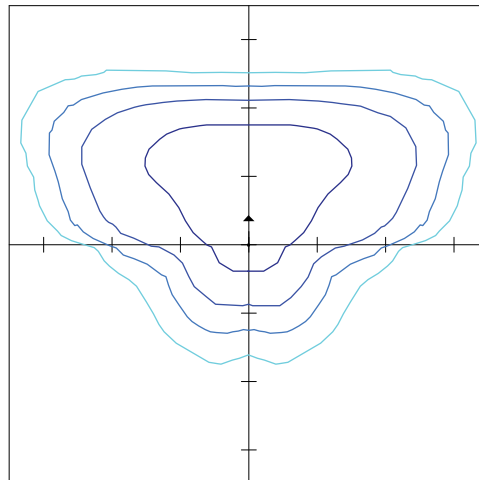
Vertical Plane Horizontal Cone

### XDLM 3 VHO NW

Luminaire Data	
Type 3 Distribution	
Description	4000 Kelvin, 70 CRI
Delivered Lumens	26,970
Watts	194.1
Efficacy	139
IES Type	Type III - Short
BUG Rating	B3-U0-G4

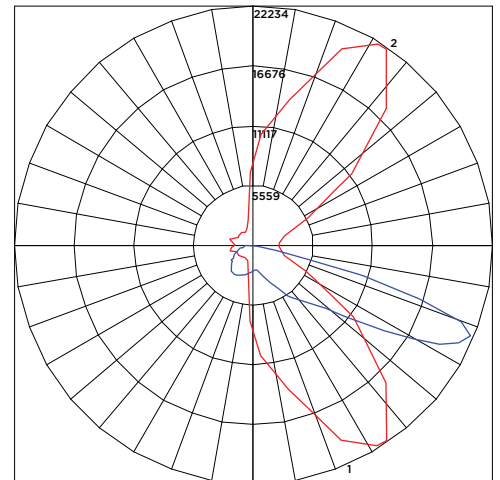
Zonal Lumen Summary		
Zone	Lumens	% Luminaire
Low (0-30°)	2567	10%
Medium (30-60°)	13606	50%
High (60-80°)	10406	39%
Very High (80-90°)	390	1%
Uplight (90-180°)	0	0%
<b>Total Flux</b>	<b>26970</b>	<b>100%</b>

### ISO Footcandle



20' Mounting Height / 20' Grid Spacing  
 5 FC 2 FC 1 FC 0.5 FC

### Polar Curve



Vertical Plane Horizontal Cone

# LifeStyle Medium (XDLM) Outdoor Decorative Area Light

Type : \_\_\_\_\_

 Have questions? Call us at (800) 436-7800

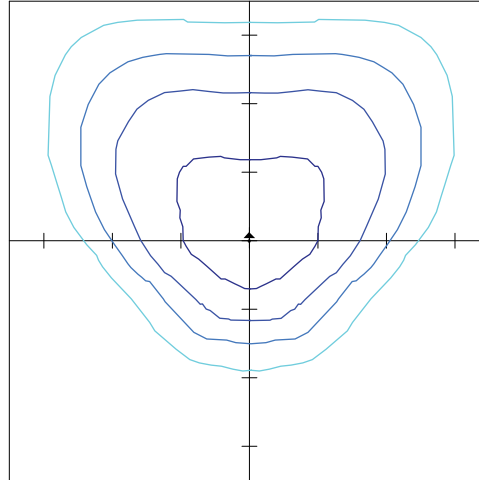
## PHOTOMETRICS

### XDLM FT VHO NW

Luminaire Data	
Type FT Distribution	
Description	4000 Kelvin, 70 CRI
Delivered Lumens	26,930
Watts	194.1
Efficacy	139
IES Type	Type IV - Short
BUG Rating	B3-U0-G4

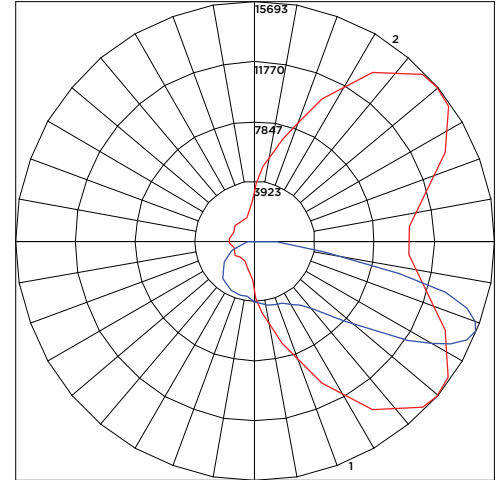
Zonal Lumen Summary		
Zone	Lumens	% Luminaire
Low (0-30°)	3528	13%
Medium (30-60°)	12071	45%
High (60-80°)	10668	40%
Very High (80-90°)	663	%
Uplight (90-180°)	0	0%
<b>Total Flux</b>	<b>26930</b>	<b>100%</b>

### ISO Footcandle



20' Mounting Height / 20' Grid Spacing  
 5 FC 2 FC 1 FC 0.5 FC

### Polar Curve



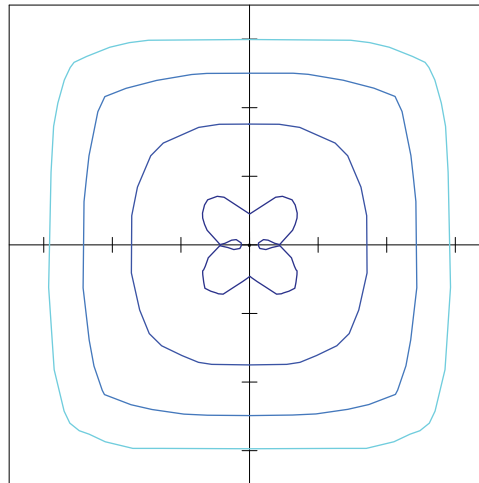
Vertical Plane Horizontal Cone

### XDLM 5 VHO NW

Luminaire Data	
Type 5 Distribution	
Description	4000 Kelvin, 70 CRI
Delivered Lumens	26,015
Watts	194.4
Efficacy	134
IES Type	Type VS - Short
BUG Rating	B5-U0-G3

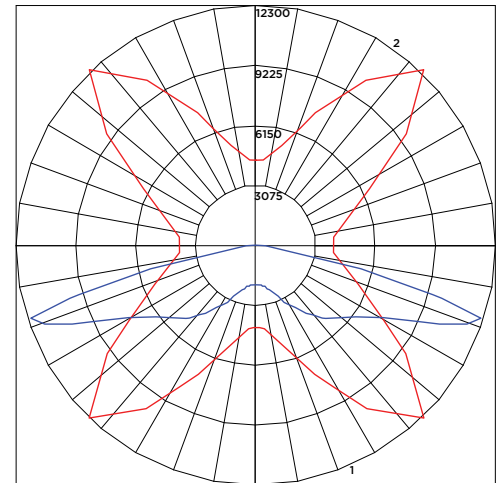
Zonal Lumen Summary		
Zone	Lumens	% Luminaire
Low (0-30°)	2156	8%
Medium (30-60°)	11089	42%
High (60-80°)	12445	47%
Very High (80-90°)	325	1%
Uplight (90-180°)	0	0%
<b>Total Flux</b>	<b>26015</b>	<b>100%</b>

### ISO Footcandle



20' Mounting Height / 20' Grid Spacing  
 5 FC 2 FC 1 FC 0.5 FC

### Polar Curve



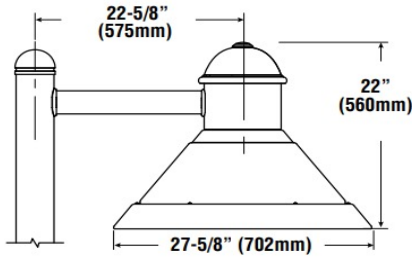
Vertical Plane Horizontal Cone

# LifeStyle Medium (XDLM) Outdoor Decorative Area Light

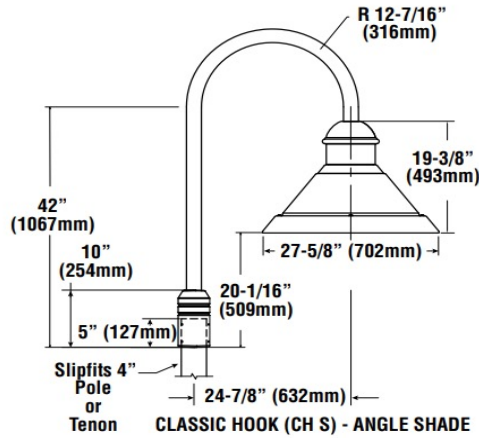
Type: \_\_\_\_\_

 Have questions? Call us at (800) 436-7800

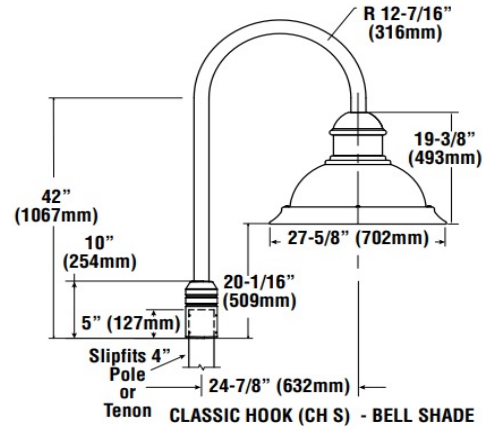
## PRODUCT DIMENSIONS



SIDE ARM (SA4 S) - ANGLE SHADE

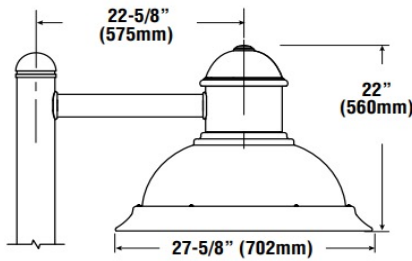


CLASSIC HOOK (CH S) - ANGLE SHADE

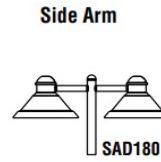
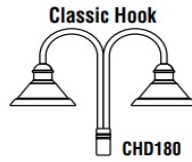








CLASSIC HOOK (CH S) - BELL SHADE

See Lifestyle Brackets and Mounts in outdoor section of latest Buyers Guide for details on other bracket sizes.



SIDE ARM (SA4 S) - BELL SHADE



LUMINAIRE EPA CHART - XDLM	
	Single 1.8
	D180° 3.1
	D90° 2.7
	T90° 4.0
	TN120° 4.0
	Q90° 4.9

Note: Includes Bracket

## CONTROLS

### Integral Bluetooth™ Motion and Photocell Sensor (IMSBT)

Slim low profile sensor provides multi-level control based on motion and/or daylight. Sensor controls 0-10 VDC LED drivers and is rated for cold and wet locations (-30° C to 70° C). Two unique PIR lenses are available and used based on fixture mounting height. All control parameters are adjustable via an iOS or Android App capable of storing and transmitting sensor profiles.

[Click here to learn more details about IMSBT](#)

### AirLink Blue

Wireless Bluetooth Mesh Outdoor Lighting Control System that provides energy savings, code compliance and enhanced safety/security for parking lots and parking garages. Three key components; Bluetooth wireless radio/sensor controller, Time Keeper and an iOS App. Capable of grouping multiple fixtures and sensors as well as scheduling time-based events by zone. Radio/Sensor Controller is factory integrated into Area/Site, Wall Mounted, Parking Garage and Canopy luminaires.

[Click here to learn more details about AirLink Blue](#)

## POLES & BRACKETS

LSI offers a full line of poles and mounting accessories to complete your lighting assembly. Aluminum and steel in both square and round shafts. In addition, LSI offers round tapered, fluted and hinge based poles. Designed and engineered for durability and protected with our oven baked DuraGrip Protection System. Also available with our DuraGrip+ Protection system for unmatched corrosion resistance and an extended warranty. American made in our Ohio facility with industry leading lead times.

[Click here to learn more details about poles & brackets](#)



#### Decorative Base Cover (Round Straight)

Optional decorative base cover has a two-piece die cast construction with stainless steel fasteners. Base cover is polyester powder coated to match pole. GBC base cover fits 4" and 5" diameter straight round poles. Includes 4" round pole adaptor molded from black silicone rubber.



#### Spun Aluminum Collar (Round Straight)

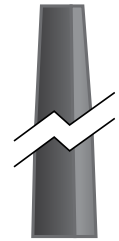
Optional one-piece spun aluminum collar for 4" or 5" diameter straight round poles. Features durable, high quality construction with aesthetically pleasing design that slips over the pole for increased theft deterrent.



Square Pole  
14'-39'



Round Pole  
10'-30'



Tapered Pole  
20'-39'