

■ Features

- ◆ 120-277Vac input voltage range
- ◆ Class II power unit
- ◆ Constant current design
- ◆ 0-10V Dimming range 1%-100%
- ◆ Output voltage 30-42V
- ◆ Output Constant Current 500mA
- ◆ 5 years warranty



■ Applications

The power LED driver (type) is exclusively designed for the Light Emitting Diode (LED) lamps used in indoors. It is a switch mode power supply with 0.5A constant output Current.

An electronic protection circuit switches off the power supply in case of short circuit

After the removing of the faults, the power LED driver is resetting automatically for operation again.

■ Safety certification:



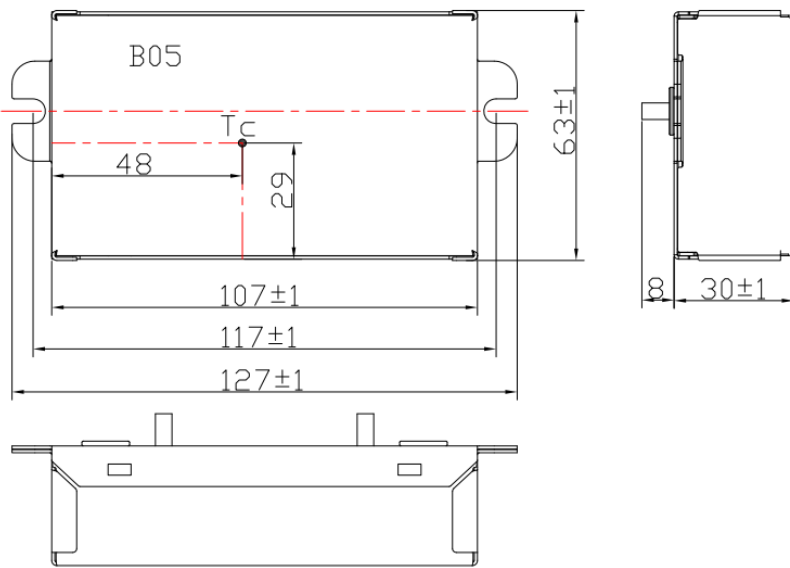
■ Electrical specification

MODEL	PS-PPO1-021-0500-A1B1	
Category	Item	Technical Norm
INPUT	Rated input Voltage	120-277Vac
	Range of input Voltage	108-305Vac
	Frequency(Hz)	47-63Hz
	AC Current (Max.)	0.23A
	Max. Input Wattage	25W
	Total Harmonic Distortion	< 20%
	Power Factor	> 0.9
	Efficiency(Typ.)	86% @120VAC@Full Load
	Start-up Time	< 0.5S
	Start-up time with dimmer	< 1S
	Inrush Current	< 20A/250uS
	No Load/Standby	< 0.5W
	Leakage Current	< 0.75mA

Category	Item	Technical Norm
OUTPUT	Max Unload Voltage	50Vdc
	Load Voltage Rang	30-42Vdc
	Rated Output Current	500mA
	Rated Power	21W
	Current Tolerance	±10%
	Current Ripple	10%
	Line Regulation	±10%
	Load Regulation	±10%
	Noise (dB)	< 22.5DB (30cm)
DIMMING	Dimming control	0-10 dimming
	Dimming technique	PWM dimming
	Dimming range	1%-100%
PROTECTION	Over Voltage Protection	50V
	Over Load Protection	Protection Type: Auto Restore
	Short circuit Protection	Protection Type: Auto Restore
	Open circuit Protection	Protection Type: Auto Restore
	Over temperature Protection	Protection Type: Auto Restore
ENVIRONMENT	Ambient temperature range	-30 ~ 50°C
	Max Case Temp (Tc)	70°C
	Storage Temperature	-20 ~ 80°C
	Storage Humidity	85%
SAFETY&EMC	Safety standards	UL8750Class2 Recognized, UL 1310
	FCC	FCC Part 15 Class B
OTHERS	Life Time	50000Hrs@Tc=70°C, Full load
	Dimension	127*63*30mm
	UL Rating	Dry&Damp

Mechanical Specification

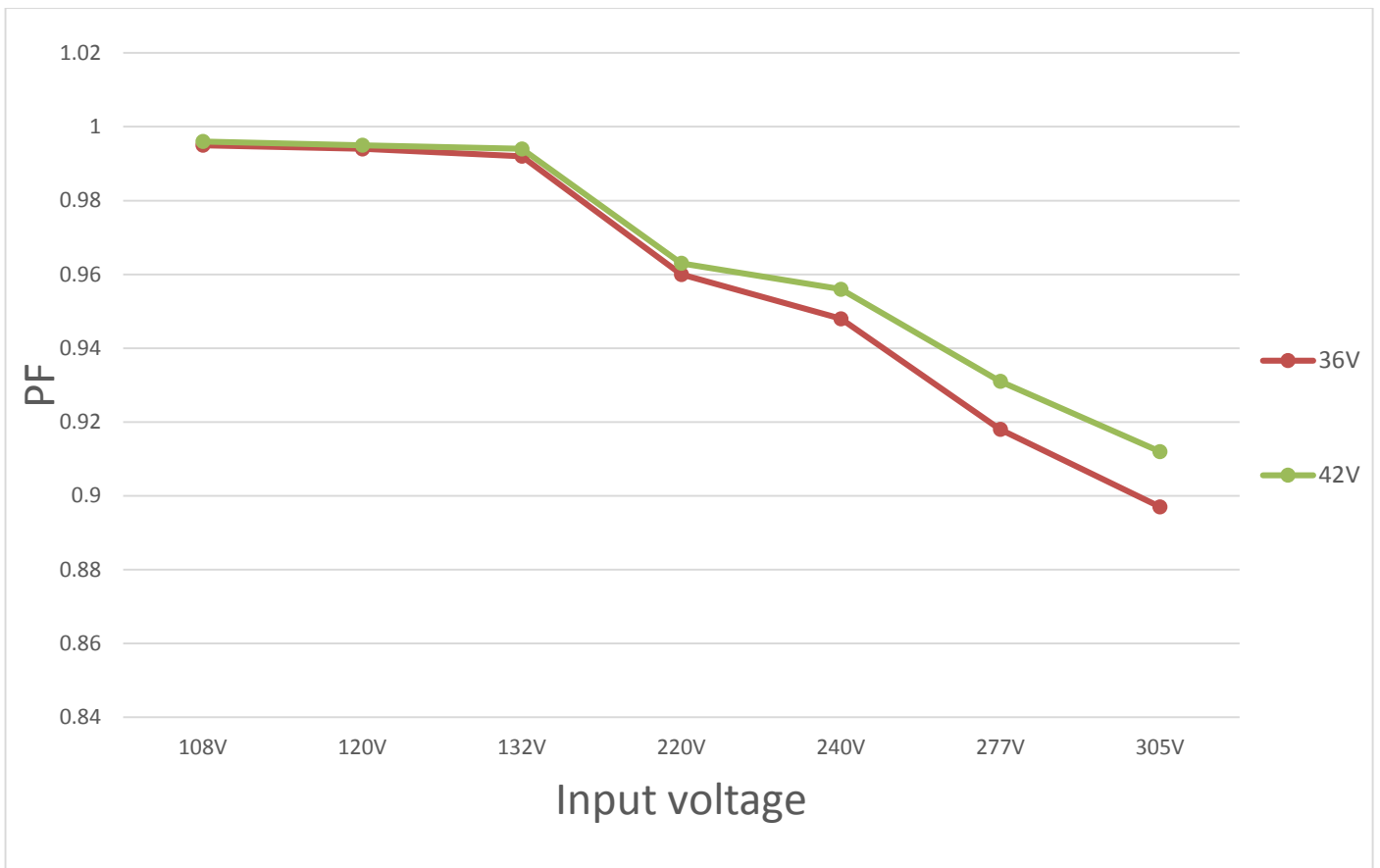
1. Driver dimensions



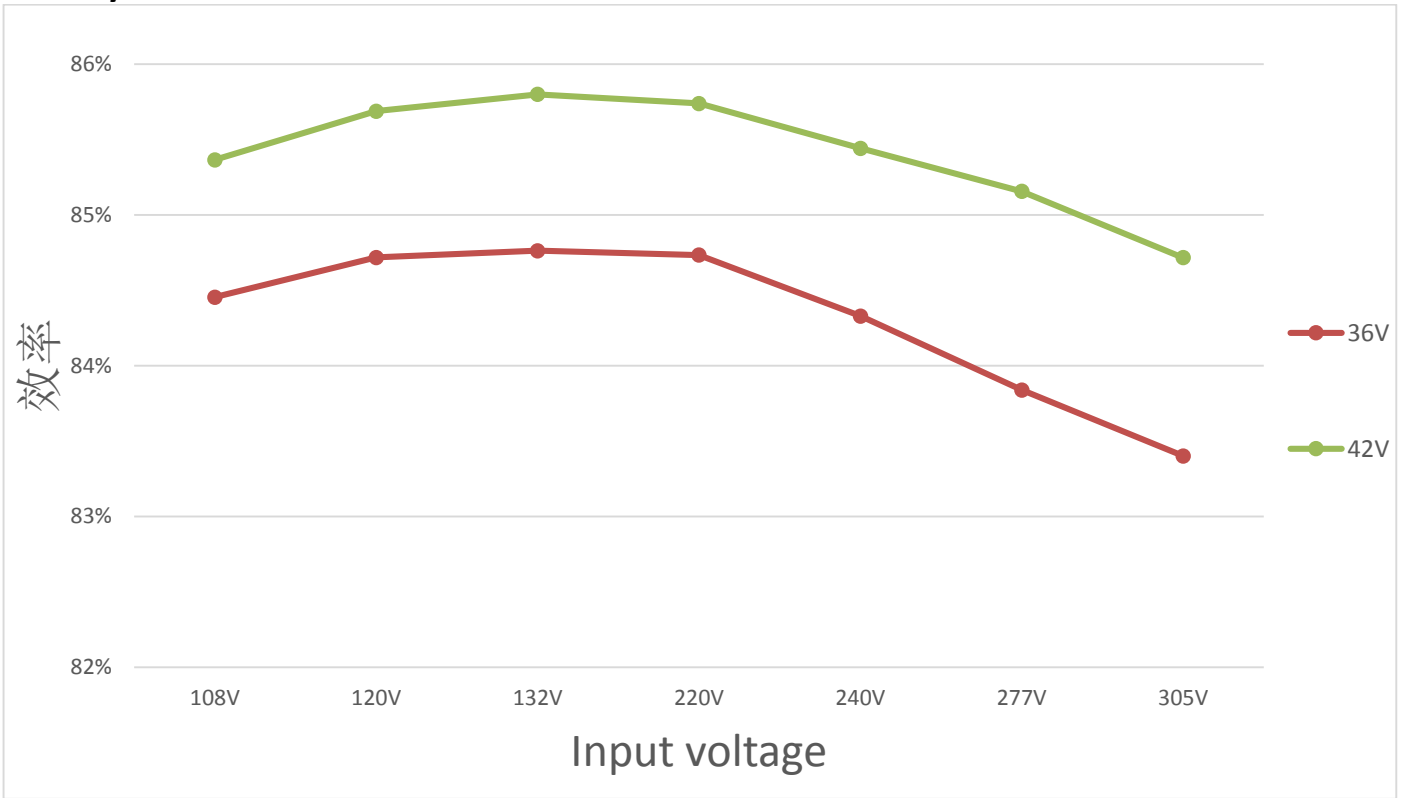
Item	Dimension
Length	127mm
Width	63mm
Height	30mm

Characteristic Curves

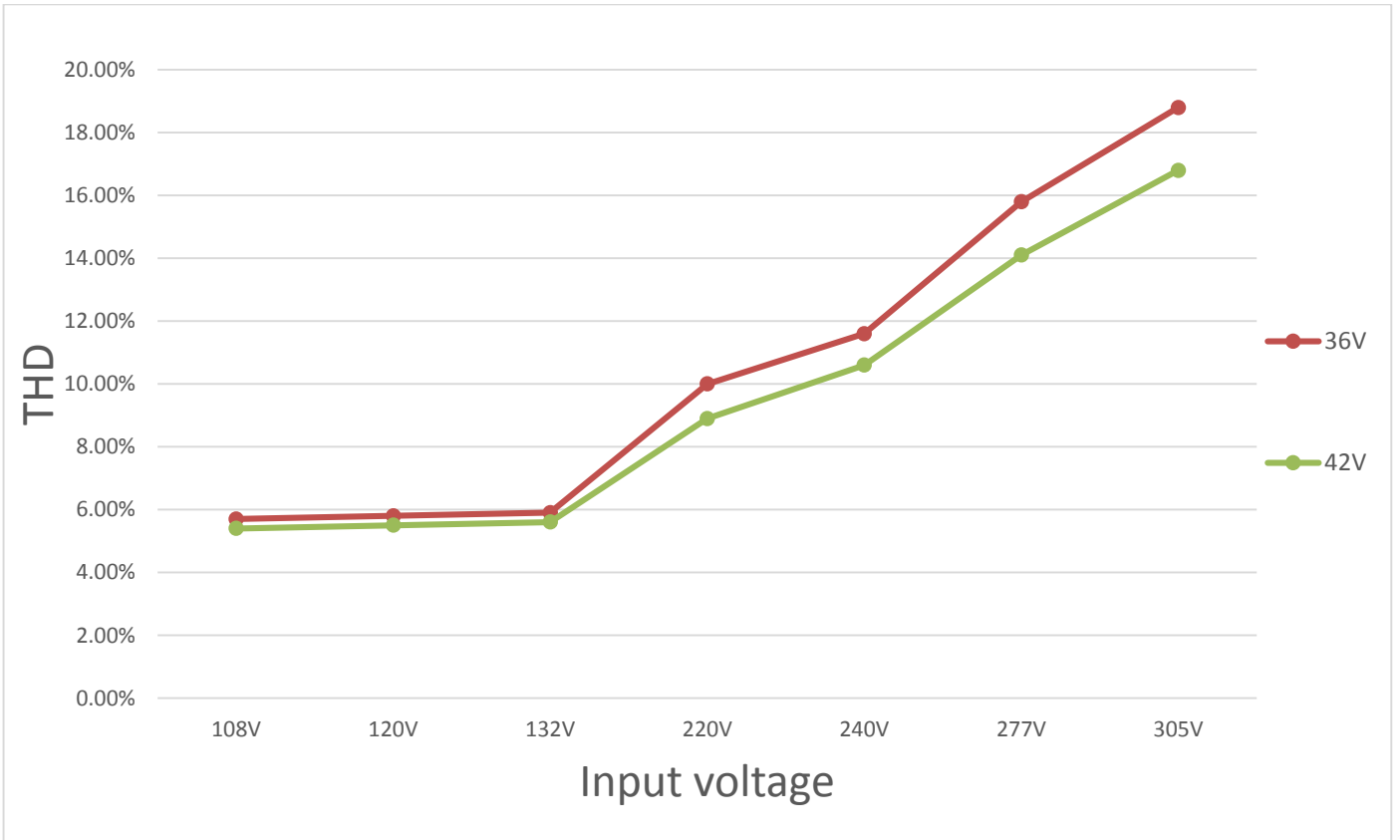
1. PF Curve



2. Efficiency Curve



3. THD Curve



4. Dimming VS Output current curve

