


LED Direct Linear Ambient Luminaires

Advantage

- Suitable for Surface Mounted application.
- Environment friendly.
- 140 lumens per watt help to reduce pay back period of energy saving.
- Excellent light distribution and uniformity.
- Utilizes magnets point for easy installation.
- 50000 hours working time and 5 years warranty.
- High light output efficiency.
- Specilized on the rebate program in North American.



Common Technical Data

Color Temperature	2700K to 5000K	Input Voltage with ballast	100-277V/100-347V
Beam Angle	97.40 degree	Frequency	50/60Hz
Color Consistency	4 steps	Power Factor	More than 0.99
CRI	More than 80	Rated Life	5 years
Operation Temperature	-20-45°C	Led Type	SMT 2835 Led
Efficiency	More than 140 LPW	Housing	Aluminum
Ip65 Wet Location			UL, cUL and FCC certified

Ordering Guide

ZY	8W/10W/12W/15W/20W	600/1200	BONS/BODS
Company Code	Wattage	Length	External Driver/Single Power Input

Warranty

This product has a warranty of period of 5 years from the date of purchase. The warranty is invalid in the case of improper use installation, tampering, and removal of the Q.C. date label, installation in an improper working environment or installation not according to the current edition of the National Electric Code. Should this product fail during the warranty period it will be replaced free of charge, subject to correct installation and return of the faulty unit. James does not accept responsibility for any installation costs associated with the replacement of this product. This warranty is in addition to the statutory rights in your country of purchase. James reserves the right to alter specifications without prior notice.

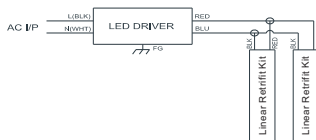
LED Direct Linear Ambient Luminaires

Common Technical Data

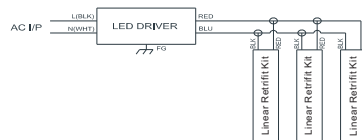
Product Model	Wattage	Color	CRI	Lumens	PF
ZY-8W600 BONS/BODS	8W	3000K-5000K	>80	1120	>0.90
ZY-8W900 BONS/BODS	8W	3000K-5000K	>80	1120	>0.90
ZY-10W600 BONS/BODS	10W	3000K-5000K	>80	1400	>0.90
ZY-10W1200 BONS/BODS	10W	3000K-5000K	>80	1400	>0.90
ZY-12W1200 BONS/BODS	12W	3000K-5000K	>80	1680	>0.90
ZY-15W1200 BONS/BODS	15W	3000K-5000K	>80	2100	>0.90
ZY-20W1200 BONS/BODS	20W	3000K-5000K	>80	2800	>0.90

Installation Instruction

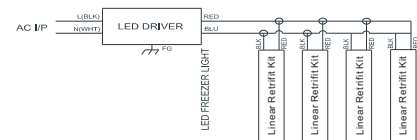
1. Turn off power and remove door frame and diffuser.
2. Remove existing lamps, lamp holder, socket brackets, ballast cover and electronic ballasts.
3. Secure LED strips with self-tapping screws.
4. Placed LED driver in the location where the electronic ballast was, secure with self-tapping screw.
5. Wire LED strips and driver according to wiring diagram.
6. Connect input wires with driver with wire connectors.
7. Place the original ballast cover back.
8. Install lens & frame.



Two Kits for one troffer



Three Kits for one troffer



Four Kits for one troffer